

**UNITED STATES BANKRUPTCY COURT  
DISTRICT OF DELAWARE**

In re Allied Systems Holdings, Inc., et al.Case No. 12-11564 (CSS) (lead Debtor)  
Reporting Period 09/1/2013-09/30/2013Federal Tax I.D.# 58-0360550 (lead Debtor)


**CORPORATE MONTHLY OPERATING REPORT**

File with Court and submit copy to United States Trustee within 20 days after end of month and submit a copy of the report to any official committee appointed in the case.

REQUIRED DOCUMENTS	Form No.	Document Attached	Explanation Attached
Schedule of Cash Receipts and Disbursements	MOR-1	X	
Bank Reconciliation (or copies of debtor's bank reconciliations)	MOR-1 (CON'T)	X	X
Copies of bank statements			
Cash disbursements journals			
Statement of Operations	MOR-2	X	
Balance Sheet	MOR-3	X	
Status of Post-petition Taxes	MOR-4		X
Copies of IRS Form 6123 or payment receipt			
Copies of tax returns filed during reporting period			
Summary of Unpaid Post-petition Debts	MOR-4	X	
Listing of aged accounts payable		X	
Accounts Receivable Reconciliation and Aging	MOR-5	X	
Taxes Reconciliation and Aging	MOR-5		X (See explanation attached re: Status of Post-petition Taxes)
Payments to Insiders and Professional	MOR-6	X	
Post Petition Status of Secured Notes, Leases Payable	MOR-6	X	
Debtor Questionnaire	MOR-7	X	X

I declare under penalty of perjury (28 U.S.C. Section 1746) that this report and the attached documents are true and correct to the best of my knowledge and belief.

Signature of Debtor



Signature of Authorized Individual\*

Scott D. Macaulay

Printed Name of Authorized Individual

Date

10/30/2013

Date

SVP/CFO

Title of Authorized Individual

\*Authorized individual must be an officer, director or shareholder if debtor is a corporation; a partner if debtor is a partnership; a manager or member if debtor is a limited liability company.




Allied Systems Holdings, Inc., *et al.*  
12-11564 (CSS)  
MOR-1 (Cont'd)

Bank Reconciliations

The above-captioned debtor and its debtor subsidiaries (collectively, the "Debtors") hereby submit this attestation regarding bank account reconciliations in lieu of providing copies of bank statements and copies of all account reconciliations.

I attest that each of the Debtor's bank statements is reconciled to monthly bank statements. The Debtors' standard practice is to ensure that each bank account is reconciled to bank statements as received within 30 days of receipt. For the main operating accounts this is done on a monthly basis while some of the convenience account statements are received on a quarterly basis.



Scott D. Macaulay  
Allied Systems Holdings, Inc.  
SVP/CFO

October 30, 2013

Allied Systems Holdings, Inc., et al.  
 12-11564 (CSS)  
 MOR-1a  
 US Bank Accounts  
 9/30/2013

	AS - Fifth Third Operating	7460551919	AH - Fifth Third Drafts	7481609936	Axis-BofA Brooklyn Rent	8666286023	AH-BofA Prof Svcs	8666286066	AH-BofA Utilities Esc	8666286080	AH-BofA AP	5590056569	AH-BofA PR	5590056577	AH-Concentration	5800299454
Consolidated Totals	25,000.00	0.00	0.00	0.00	182,396.64	2,500,000.00	150,000.00	5,000.00	5,000.00	1,347,996.23	5,000.00	5,000.00	5,000.00	5,000.00	1,347,996.23	
Balance Per Bank Stmt. 08/31/13	0.00	0.00	0.00	0.00	0.00	0.00	0.00	0.00	0.00	690.00	0.00	0.00	0.00	0.00	690.00	
Deposits (see supp schedule)	(7,456.25)	82,524.81	0.00	0.00	0.00	5,543,949.82	200,421.34	(759,404.59)	0.00	0.00	0.00	0.00	0.00	0.00	0.00	
Transfers (see Supp schedule)	(903.52)	(82,524.81)	0.00	0.00	0.00	(5,543,949.82)	(200,421.34)	(16,149.80)	0.00	0.00	0.00	0.00	0.00	0.00	0.00	
Bank Debits (see supp. schedule)	0.00	0.00	0.00	0.00	0.00	0.00	0.00	0.00	0.00	0.00	0.00	0.00	0.00	0.00	0.00	
Overnight Invest. Activity (see supp sch)	0.00	0.00	0.00	0.00	0.00	0.00	0.00	0.00	0.00	0.00	0.00	0.00	0.00	0.00	0.00	
DJP Loan Activity	0.00	0.00	0.00	0.00	0.00	0.00	0.00	0.00	0.00	0.00	0.00	0.00	0.00	0.00	0.00	
Swing Line Activity (see Supp Schedule)	0.00	0.00	0.00	0.00	0.00	0.00	0.00	0.00	0.00	0.00	0.00	0.00	0.00	0.00	0.00	
Balance Per Bank Stmt. 09/30/13	16,640.23	0.00	182,396.64	2,500,000.00	150,000.00	5,000.00	5,000.00	1,347,996.23	5,000.00	5,000.00	5,000.00	5,000.00	5,000.00	5,000.00	1,347,996.23	
Totals	6,176,716.66	20,749,314.90	2,000,020.00	(21,467,140.44)	0.00	1,500,000.00	0.00	0.00	0.00	0.00	0.00	0.00	0.00	0.00	0.00	
Balance Per Bank Stmt. 09/30/13	8,958,911.12	0.00	182,396.64	2,500,000.00	150,000.00	5,000.00	5,000.00	1,347,996.23	5,000.00	5,000.00	5,000.00	5,000.00	5,000.00	5,000.00	1,347,996.23	

Allied Systems Holdings, Inc., et al.  
 12-11564 (CSS)

MOR-1a  
 US Bank Accounts  
 9/30/2013

	AX-BofA AP 5590056627	AX-BofA PR 5590056635	AAG-BofA AP 5590056585	AAG-BofA PR CKs 5990056601	AAG-BofA PR-DD 5800299520	AAG-BofA Claims 5590056593	AAG-JPMC G/L Lockbox 363653384	AAG - JPMC A/R Lockbox 363653464	Axis- JPMC Lockbox 363653534	Cordin-JPMC Lockbox 363653794
Balance Per Bank Stmt.	08/31/13	10,000.00	11,919.86	5,000.00	10,000.00	1,000.00	4,925.43	84,366.40	25,596.04	127.00
Deposits (see supp schedule)		0.00	0.00	0.00	0.00	0.00	187,240.55	461,054.34	954,493.04	19,554.00
Transfers (see Supp schedule)		2,127,429.76	278,811.39	9,163,163.74	836,619.80	3,174,529.45	(164,870.41)	(515,062.08)	(865,420.88)	(18,046.00)
Bank Debits (see supp. schedule)		(2,127,429.76)	(280,731.25)	(9,163,163.74)	(836,619.80)	(3,173,410.31)	0.00	(6,960.68)	0.00	0.00
Overnight Invest. Activity (see supp sch)		0.00	0.00	0.00	0.00	0.00	0.00	0.00	0.00	0.00
DIP Loan Activity		0.00	0.00	0.00	0.00	0.00	0.00	0.00	0.00	0.00
Swing Line Activity (see Supp Schedule)		0.00	0.00	0.00	0.00	0.00	0.00	0.00	0.00	0.00
Balance Per Bank Stmt.	09/30/13	10,000.00	10,000.00	5,000.00	10,000.00	2,119.14	27,295.57	23,397.98	114,668.20	1,635.00

Allied Systems Holdings, Inc., et al.  
 12-11564 (CSS)

MOR-1a  
 US Bank Accounts  
 9/30/2013

	08/31/13	CT- JPMC Lockbox 363653614	Axis -JPMorgan EFT 904123561	AAG-JPMorgan EFT 904123596	AH-JPMorgan EFT 904123677	JPMorgan Axis ARETA 976480384	JPMorgan Logistic Sys 976480392	JPMorgan Logistic Tech 976480400	AH - BofA Administar 5801012450	AH-Commerce MO Treas Bond 880361019	AH-Fidelity Florida LOC 20063861038
Balance Per Bank Stmt.	24,021.00	24,021.00	114,716.62	266,342.74	(0.00)	0.00	0.00	0.00	301,410.07	552,540.96	20,038.82
Deposits (see supp schedule)	319,172.17	319,172.17	1,742,834.34	17,037,710.88	0.00	0.00	0.00	0.00	0.00	916.32	0.00
Transfers (see Supp schedule)	(309,903.17)	(309,903.17)	(1,804,542.75)	(14,962,723.98)	0.00	0.00	0.00	0.00	0.00	(690.00)	(20,038.82)
Bank Debits (see supp. schedule)	0.00	0.00	0.00	(3,336.80)	0.00	0.00	0.00	0.00	0.00	0.00	0.00
Overnight Invest. Activity (see supp sch)	0.00	0.00	0.00	0.00	0.00	0.00	0.00	0.00	0.00	0.00	0.00
DIP Loan Activity	0.00	0.00	0.00	0.00	0.00	0.00	0.00	0.00	0.00	0.00	0.00
Swing Line Activity (see Supp Schedule)	0.00	0.00	0.00	0.00	0.00	0.00	0.00	0.00	0.00	0.00	0.00
Balance Per Bank Stmt.	33,290.00	33,290.00	53,008.21	2,337,992.84	(0.00)	0.00	0.00	0.00	301,410.07	552,767.28	0.00

Allied Systems Holdings, Inc., et al.  
 12-11564 (CSS)

MOR-1a

US Bank Accounts  
 9/30/2013

	AH-Renasant Bank CDA -Dir Reimb 4010801933	ASL-Wells Fargo Indemnity Trust 83852600
Balance Per Bank Stmt.	08/31/13	501,178.73
Deposits (see supp schedule)	28,140.12	63.86
Transfers (see Supp schedule)	25,585.40	
Bank Debits (see supp. schedule)	(10,809.99)	
Overnight Invest. Activity (see supp sch)		
DIP Loan Activity		
Swing Line Activity (see Supp Schedule)		
Balance Per Bank Stmt.	09/30/13	501,242.59

Allied Systems Holdings, Inc., et al.  
 12-11564 (CSS)  
 MOR-1a  
 Canadian Bank Accounts  
 9/30/2013

		Consolidated Totals CAD	Consolidated Totals USD	AS - Scotia		AXIS - Scotia		AS - Scotia		AS - Scotia		AXIS - Scotia	
				CAD Operating 59782.00611-15	CAD Operating 59782-00101-11	USD Operating 86627-11	USD Imprest 87456-17	CAD Imprest 191-19,737-17,871-15	CAD payroll 0010510				
Balance per Bank Stmt.	08/31/13	3,028,197.97	103,031.47	2,866,553.33	10,698.02	92,996.74	3,682.54	67,917.20	0.00				
Deposits (see supp schedule)		7,942,770.84	63,225.32	7,942,398.84	324.02	0.00	0.00	13.20	0.00				
Transfers (see Supp schedule)		(2,070,500.00)	(20.00)	(4,242,258.45)	(13.85)	64,235.95	3,857.56	25,194.18	13.85				
Swing Line Activity		0.00	0.00	0.00	0.00	0.00	0.00	0.00	0.00				
Bank Debits (see supp. schedule)		(7,777,981.06)	(39,539.49)	(5,524,419.47)	(1,931.35)	(35,191.08)	(4,348.41)	(29,153.16)	(13.85)				
Balance per Bank Stmt.	09/30/13	1,122,487.75	126,697.30	1,042,274.25	9,076.84	122,041.61	3,191.69	63,971.42	0.00				



Allied Systems Holdings, Inc., et al.  
 12-11564 (CSS)  
 MOR-1a  
 Canadian Bank Accounts  
 9/30/2013

	AS- Scotia CAD payroll DD 0036412	AS- Scotia CAD payroll Cks 0073210	AS-JPMorgan USD Lockbox 958303
Balance per Bank Stmt.	83,029.42	0.00	6,352.19
Deposits (see supp schedule)	34.78	0.00	63,225.32
Transfers (see Supp schedule)	2,125,000.00	21,564.27	(68,113.51)
Swing Line Activity	0.00	0.00	0.00
Bank Debits (see supp. schedule)	(2,200,898.96)	(21,564.27)	0.00
Balance per Bank Stmt.	7,165.24	0.00	1,464.00

	ALLIED SYSTEMS LTD (L.P.) 12-1183	ALLIED AUTODIVINE CORP. 12-1185	ALLIED (GARDA) COMPANY 12-1173	GACS INCORPORATED 12-1177	COMMERCIAL CARRIERS, INC. 12-1175	ALLIED FREIGHT BROKER LLC 12-1169	QAT, INC. 12-1179	RIK LLC 12-1178	F.J. BOUTELL DRIVEWAY LLC 12-1160	TRANSFERT SUPPORT, LLC 12-1176	LOGISTIC SYSTEMS, LLC 12-1172	LOGISTIC TECHNOLOGY, LLC 12-1171	AMIS AIRTEL, LLC 12-1174	AMIS GROUP, INC. 12-1170	AMIS CANADA COMPANY 12-1163	CT SERVICES, INC. 12-1182	TRANSFERT, LLC 12-1181	TERMINAL SERVICES, LLC 12-1178	ALLIED SYSTEMS HOLDINGS, INC. 12-1184	D-FF COMPANIES TOTAL
Revenues	17,017,553	0	6,374,595	0	0	0	0	0	55,059	0	0	0	0	459,289	0	507,558	67,575	242,738	24,674,427	
Operating expenses:																				
Operating supplies & exp.	8,281,876	310,645	3,267,703	0	0	0	0	0	0	7,882	0	0	0	99,751	323,166	38,351	23,273	13,646,142		
Operating taxes & licenses	3,237,815	80,533	1,816,505	0	0	0	0	0	(189)	191	0	0	0	20,128	64,387	4,052	20,583	5,907,909		
Insurance & claims	608,747	1,695	146,362	0	0	0	0	0	0	0	0	0	0	3,630	390	1,108	42,018	1,042,308		
Commodities	1,162,982	1,623	439,951	0	0	0	0	0	0	0	0	0	0	500	2,183	390	74,913	1,701,921		
Gas & utilities	62	62	15,257	0	0	0	0	0	0	133	0	0	0	1,522	1,084	328	16,597	24,712		
Travel	817,690	62	255,137	0	0	0	0	0	0	0	0	0	0	1,527	2,863	1,111	475	1,701,921		
Purch Transp	67,690	149	825,046	0	0	0	0	0	55,888	0	0	0	0	7,415	18,546	1,000	259,302	449,755		
Rents	2,222,927	(394,071)	(826,679)	0	0	0	0	0	3,249	0	0	0	0	94,627	2,820	-	15,781	112,337		
Other operating expenses	0	0	0	0	0	0	0	0	0	0	0	0	0	0	0	0	0	0		
Gain on sale of assets, net	0	0	0	0	0	0	0	0	0	0	0	0	0	0	0	0	0	0		
Total operating expenses	15,893,025	1,705	6,074,769	0	0	0	0	0	58,995	8,212	0	0	0	279,621	2,828	434,329	43,848	317,690	24,272,659	
Operating (revenue)/loss	1,124,528	(1,705)	299,826	0	0	0	0	0	(3,936)	(8,212)	0	0	0	179,668	(2,828)	163,229	43,727	(134,952)	(67,844)	
Other (income) expense:																				
(Gain) loss on sale of assets	1,577,665	(379,690)	2,124,428	0	0	0	0	0	160	0	0	0	0	(300,360)	(17,869)	(57,804)	(628)	(2,426,296)		
Investment income	(20,039)	0	(478)	0	0	0	0	0	0	0	0	0	0	2	0	0	0	0		
Other, net	0	0	0	0	0	0	0	0	0	0	0	0	0	0	0	0	0	(690)		
(Gain)/loss on early extinguishment of debt	0	0	0	0	0	0	0	0	0	0	0	0	0	0	0	0	0	0		
(Gain)/loss on currency exchange	0	0	(2,403,189)	0	0	0	0	0	0	0	0	0	0	0	0	0	0	0		
Total other (income) expense	1,557,626	(379,690)	(279,159)	0	0	0	0	0	160	0	0	0	0	(300,360)	(17,869)	(57,804)	(628)	(2,426,956)		
(Income) loss before taxes and reorganization items	(1,423,384)	378,155	579,667	0	0	0	0	0	(4,055)	(8,380)	0	0	0	480,064	(1,327)	171,118	101,531	(133,664)	2,365,142	
Income tax expense (benefit)	0	0	0	0	0	0	0	0	0	0	0	0	0	0	0	0	0	0	0	
(Income) loss before reorganization items	(1,423,384)	378,155	579,667	0	0	0	0	0	(4,055)	(8,380)	0	0	0	480,064	(1,327)	171,118	101,531	(133,664)	2,365,142	
Reorganization items	30,000	(1,897)	(740,346)	325	325	325	325	325	325	650	650	650	650	10,400	647	6,500	4,875	4,875	3,159,140	
Net (income) loss	(1,453,384)	376,258	(460,681)	(325)	(325)	(325)	(325)	(325)	(4,381)	(9,030)	(650)	(650)	(650)	469,864	(10,592)	164,618	96,656	(138,789)	(1,148,959)	

	24,674,427	13,646,142	5,907,909	1,042,308	1,701,921	449,755	112,337	0	0	0	0	0	0	24,272,659	681,788	0	520,320	(21,208)	0	(4,463,397)	(1,508,278)	2,598,047	2,499,429	2,838,995	(339,526)
--	------------	------------	-----------	-----------	-----------	---------	---------	---	---	---	---	---	---	------------	---------	---	---------	----------	---	-------------	-------------	-----------	-----------	-----------	-----------

Allied Systems Holdings, Inc. - DEBTORS-IN-POSSESSION (UNAUDITED)  
 Balance Sheet - MOR 3  
 September 30, 2013


	ALLIED SYSTEMS LTD (LP)	ALLIED SYSTEMS GROUP, INC.	ALLIED FREIGHT BROKER	ALLIED COMMERCIAL CARRIERS, INC.	ALLIED FREIGHT BROKER	QAT, INC.	RHX LLC	F.L. ROYVELL DREYFUS LLP	LOCUSTIC SYSTEMS, LLC	LOCUSTIC TECHNOLOGY, LLC	ANIS AREETA	ANIS GROUP	ANIS GND COMPANY	CT SERVICES, INC.	CORDON	TERMINAL SERVICES, LLC	ALLIED SYSTEMS HOLDINGS, INC.	LIABILITIES COMPRISE ADJUSTMENT	D-I-F COMPANIES TOTAL
	12-11556	12-11558	12-11768	12-11775	12-11778	12-11778	12-11778	12-11778	12-11772	12-11771	12-11774	12-11770	12-11783	12-11782	12-11781	12-11786	12-11854		
	04	51	81	78	83	84	85	85	45	46	48	52	59	61	62	77	90		
<b>Assets:</b>																			
Current Assets:																			
Cash and cash equivalents	375	2,390,459	869,590	0	0	0	0	0	0	0	0	167,676	14,020	33,290	1,635	182,397	4,739,772		8,380,201
Accounts receivable, net	0	0	0	0	0	0	0	0	0	0	0	0	0	0	0	0	185,460		185,460
Short term investments	0	0	0	0	0	0	0	0	0	0	0	0	0	0	0	0	0		0
Restricted Investments	0	0	0	0	0	0	0	0	0	0	0	0	0	0	0	0	0		0
Prepaids:																			
Related Parties	3,574,782	0	4,419,103	259,732	2,723,743	0	39,179	124,412	939,266	2,834	(2,834)	3,345,851	0	1,594,959	74,647	299,833	0		13,421,766
Other	(185,617,461)	36,783,221	(112,291,319)	0	(2,181,475)	1,192,865	(1,014,934)	(1,101,934)	0	(2,834)	(108,713)	36,188,971	(108,713)	2,302,454	7,394,670	(1,641,237)	102,811,325		(1,724,029)
Total receivables	(151,042,679)	36,783,221	(105,872,216)	259,732	2,723,743	(2,181,475)	1,231,935	(865,922)	939,266	(2,834)	(2,834)	40,279,245	(108,713)	3,894,971	7,469,317	(129,076)	182,925,983		3,417,455
Inventories	1,454,315	0	904,873	0	0	0	0	0	0	0	0	0	0	0	0	0	0		2,359,187
Deferred income taxes	0	0	0	0	0	0	0	0	0	0	0	0	0	0	0	0	0		0
Prepaids and other current assets	8,577,749	18,769	1,117,294	0	0	0	5,268	0	0	0	0	3,039	177,182	43,194	(6,776)	376,969	818,884		11,132,253
Total current assets	(141,067,239)	39,192,476	(105,950,029)	259,732	2,723,743	(2,181,475)	1,231,935	(865,924)	939,266	(2,834)	(2,834)	40,446,981	84,489	3,971,445	7,465,177	422,450	188,957,908		37,189,095
Property and Equipment	57,731,830	8,956	15,269,789	0	2,700,579	0	8,337	0	25,234	1,238,467	3,910,341	18,111,763	22,028	94,946	52,056	288,915	323,799		73,791,357
Investment in related party	(6,663)	(68,300,014)	0	0	0	0	0	0	0	0	0	0	0	0	0	0	30,981,528		(11,035,748)
Other Assets:																			
Restricted Investments	0	0	0	0	0	0	0	0	0	0	0	0	0	0	0	0	365,749		365,749
Intangible assets	0	0	0	0	0	0	0	0	0	0	0	0	0	0	0	0	0		0
Goodwill	0	0	0	0	0	0	0	0	0	0	0	6,408,668	0	0	0	0	0		6,408,668
Other intangible assets	0	0	0	0	0	0	0	0	0	0	0	0	0	0	0	0	0		0
Accounts receivable	3,716,825	1,232,845	2,160,698	(325)	(179)	(325)	415	0	883,676	5,152	5,152	337,739	7,944	7,944	480,162	13,960,960		8,675,171	
Accounts and notes payable	6,972,667	129,138	3,761,363	0	0	0	11,099	0	46,584	0	0	26,206	0	96,524	8,295	51,123	(489,662)		10,586,090
Accrued wages and benefits	726,969	(2,281)	0	0	0	0	1,034	0	0	0	0	0	0	3,953	(3,400)	27,979	0		895,418
Accrued interest	11,880,028	0	3,430,629	0	0	0	0	0	56,025	0	0	(14,069)	(31,896)	9,448	0	384,260	73,741,595		14,895,248
Deferred tax liability	4,143,664	(161)	847,438	0	0	0	(600)	0	(14,069)	0	0	(14,069)	(31,896)	9,448	0	963,639	0		5,666,719
Other accrued liabilities	27,240,153	1,359,542	70,333,806	(325)	(450)	(325)	11,747	0	964,600	1,233,633	3,907,507	65,070,392	108,518	447,283	18,522	871,022	465,612,170		127,003,438
Total Current Liabilities Not Subject to Compromise	(25,904,922)	(29,093,760)	(89,967,870)	3,040,311	2,723,743	(2,181,475)	(4,224,025)	(23,930)	964,600	1,233,633	3,907,507	65,070,392	108,518	447,283	18,522	871,022	465,612,170		226,938,243
Liabilities & Stockholders' Equity Deficit:																			
Current liabilities not subject to compromise:																			
Current maturities of 14 debt	0	0	0	0	0	0	0	0	0	0	0	0	0	0	0	0	0		0
Borrowings under revolving credit facility	0	0	0	0	0	0	0	0	0	0	0	0	0	0	0	0	0		0
Accounts and notes payable	3,716,825	1,232,845	2,160,698	(325)	(179)	(325)	415	0	883,676	5,152	5,152	337,739	7,944	7,944	480,162	13,960,960		8,675,171	
Payables to related parties	6,972,667	129,138	3,761,363	0	0	0	11,099	0	46,584	0	0	26,206	0	96,524	8,295	51,123	(489,662)		10,586,090
Accrued wages and benefits	726,969	(2,281)	0	0	0	0	1,034	0	0	0	0	0	0	3,953	(3,400)	27,979	0		895,418
Accrued interest	11,880,028	0	3,430,629	0	0	0	0	0	56,025	0	0	(14,069)	(31,896)	9,448	0	384,260	73,741,595		14,895,248
Deferred tax liability	4,143,664	(161)	847,438	0	0	0	(600)	0	(14,069)	0	0	(14,069)	(31,896)	9,448	0	963,639	0		5,666,719
Other accrued liabilities	27,240,153	1,359,542	70,333,806	(325)	(450)	(325)	11,747	0	964,600	1,233,633	3,907,507	65,070,392	108,518	447,283	18,522	871,022	465,612,170		127,003,438
Total Current Liabilities Not Subject to Compromise	27,240,153	1,359,542	70,333,806	(325)	(450)	(325)	11,747	0	964,600	1,233,633	3,907,507	65,070,392	108,518	447,283	18,522	871,022	465,612,170		127,003,438
Non-Current Liabilities Not Subject to Compromise:																			
Minority interest	0	0	0	0	0	0	0	0	0	0	0	0	0	0	0	0	0		0
Long term debt	1,674,031	0	581,148	0	0	0	0	0	0	0	0	0	0	0	0	0	0		2,255,179
Deferred tax liability	43,568,869	0	0	0	0	0	0	0	0	0	0	114,210	0	0	0	0	0		43,683,079
Insurance and claims	9,755,349	0	371,270	0	0	0	0	0	0	0	0	0	0	0	0	0	0		10,126,619
Other long-term liabilities	54,958,252	0	952,657	0	0	0	0	0	0	0	0	0	0	0	0	0	0		55,910,909
Total Non-Current Liabilities Not Subject to Compromise	69,056,292	0	1,905,075	0	0	0	0	0	0	0	0	114,210	0	0	0	0	0		70,076,286
Total Liabilities Not Subject to Compromise	96,296,445	29,093,760	91,938,881	3,040,311	2,723,743	(2,181,475)	(4,224,025)	(23,930)	964,600	1,233,633	3,907,507	65,070,392	108,518	447,283	18,522	871,022	465,612,170		197,079,724
Liabilities Subject to Compromise																			
Stockholders' Deficit:																			
Preferred Stock	0	0	0	0	0	0	0	0	0	0	0	0	0	0	0	0	0		0
Common Stock	0	71,672,492	11,936,803	1,000	9,390	1,000	12,390	1,000	965,694	1,234,717	3,906,591	500	0	0	0	0	214		83,689,655
Additional Paid-in-Capital	132,248,427	(45,893,029)	(54,115,959)	681,013	(4,313,332)	(4,313,332)	2,799,912	2,181,333	(2,874,575)	(3,251,717)	(3,251,717)	(3,251,717)	(3,251,717)	(3,251,717)	(3,251,717)	(3,251,717)	(3,251,717)		(1,085,112)
Retained Earnings	(214,657,556)	(9,054,650)	(9,054,650)	(89,510)	(1,494,560)	(1,494,560)	(2,866,100)	(2,866,100)	(2,866,100)	(2,866,100)	(2,866,100)	(2,866,100)	(2,866,100)	(2,866,100)	(2,866,100)	(2,866,100)	(2,866,100)		(8,607,901)
Treasury Stock	0	0	0	0	0	0	0	0	0	0	0	0	0	0	0	0	0		0
Current Year-to-Date Income	(22,145,854)	2,922,888	(16,229,771)	(975)	(1,072)	(1,072)	(64,368)	(64,368)	(759)	(759)	(759)	(3,377,176)	(3,377,176)	(3,377,176)	(3,377,176)	(3,377,176)	(3,377,176)		(28,032,117)
Foreign Currency Translation	(3,900,318)	0	(6,192,566)	0	0	0	0	0	0	0	0	0	0	0	0	0	0		(26,900,337)
Insurance Compensation	0	0	0	0	0	0	0	0	0	0	0	0	0	0	0	0	0		0
Total Stockholders' Equity/Deficit	(108,143,328)	(30,453,302)	(189,253,251)	3,040,311	2,723,743	(2,181,475)	(4,224,025)	(23,930)	964,600	1,233,633	3,907,507	65,070,392	108,518	447,283	18,522	871,022	465,612,170		(26,900,337)
Total Liabilities & Stockholders' Equity/Deficit	(25,904,922)	(29,093,760)	(89,967,870)	3,040,311	2,723,743	(2,181,475)	(4,224,025)	(23,930)	964,600	1,233,633	3,907,507	65,070,392	108,518	447,283	18,522	871,022	465,612,170		226,938,243
Difference	\$0	\$0	\$0	\$0	\$0	\$0	\$0	\$0	\$0	\$0	\$0	\$0	\$0	\$0	\$0	\$0	\$0		\$0

	ALLIED SYSTEMS LTD (LP)
--	-------------------------

Allied Systems, Holdings, Inc., *et al.*  
12-11564 (CSS)  
MOR-4  
MOR-5

Tax Reconciliations and Aging

I hereby certify that to the best of my knowledge all state and federal post-petition tax returns and/or tax payments due and owing for the period ending September 30, 2013 have been filed or paid and the Debtors are current on all taxes owed.



Scott D. Macaulay  
Allied Systems Holdings, Inc.  
SVP/CFO

October 30, 2013

**Allied Systems Holdings, Inc., et al.**

12-11564 (CSS)

**MOR-4**

September 30, 2013

Debtor	31-Jul-13				
	0-30	31-60	61-90	90+	Total
<b>12-11565</b>					
Accounts Payable	\$ 486,034	\$ 199,780	\$ 14,175	\$ 25,507	\$ 725,497

Debtor	31-Jul-13				
	0-30	31-60	61-90	90+	Total
<b>12-11773</b>					
Accounts Payable	378,034	311,656	9,888	(820)	\$ 698,758

Debtor	31-Jul-13				
	0-30	31-60	61-90	90+	Total
<b>12-11768</b>					
Accounts Payable	\$ 28,992	\$ -	\$ -	\$ -	\$ 28,992

Debtor	31-Jul-13				
	0-30	31-60	61-90	90+	Total
<b>12-11770</b>					
Accounts Payable	\$ 181,379	\$ 460	\$ -	\$ 20	\$ 181,859

Debtor	31-Jul-13				
	0-30	31-60	61-90	90+	Total
<b>12-11782</b>					
Accounts Payable	\$ 115,826	\$ 12,500	\$ -	\$ 4,239	\$ 132,565

Debtor	31-Jul-13				
	0-30	31-60	61-90	90+	Total
<b>12-11767</b>					
Accounts Payable	\$ -	\$ -	\$ -	\$ -	\$ -

Debtor	31-Jul-13				
	0-30	31-60	61-90	90+	Total
<b>12-11781</b>					
Accounts Payable	\$ 1,815	\$ -	\$ -	\$ -	\$ 1,815

Debtor	31-Jul-13				
	0-30	31-60	61-90	90+	Total
<b>12-11780</b>					
Accounts Payable	\$ 1,122	\$ -	\$ -	\$ -	\$ 1,122

Debtor	31-Jul-13				
	0-30	31-60	61-90	90+	Total
<b>12-11776</b>					
Accounts Payable	\$ 208	\$ -	\$ -	\$ -	\$ 208

Debtor	31-Jul-13				
	0-30	31-60	61-90	90+	Total
<b>12-11783</b>					
Accounts Payable	\$ -	\$ -	\$ -	\$ -	\$ -

Debtor	31-Jul-13				
	0-30	31-60	61-90	90+	Total
<b>12-11564</b>					
Accounts Payable	\$ 1,033,836	\$ 617,642	\$ 300,740	\$ 225,949	\$ 2,178,168
DIP Financing	\$26,500,000				\$ 26,500,000

No Other Debtors have Accounts Payable.

Aging is based on invoice date. In some instances we have terms with Vendors beyond 30 days

	Allied Systems Ltd. LP		Allied Systems Canada		F.J. Boutell Driveaway LLC		Transport Support LLC		Axis Group Inc		Axis Canada Company		CT Services Inc		Cordin Transport		Terminal Services	
	12-11565	12-11773	12-11773	12-11767	12-11776	12-11770	12-11783	12-11782	12-11781	12-11780	12-11783	12-11782	12-11781	12-11780	12-11783	12-11781	12-11780	12-11780
Beg. Balance Per Rollforward	5,012,156.25	4,665,068.69	33,191.77	96,012.00	3,145,514.45	321.93	1,025,543.32	68,080.14	302,297.23									
Billings	15,772,016.34	7,771,558.15	50,016.79	356,882.40	2,329,588.90	-	661,298.12	55,284.39	222,947.52									
Receipts and Adjustments	(17,329,309.73)	(7,876,162.03)	(52,838.18)	(329,162.40)	(2,224,609.37)	(321.93)	(635,931.04)	(47,356.00)	(92,030.00)									
Ending Balance Per AR Aging	3,454,862.86	4,560,464.81	30,370.38	123,732.00	3,250,493.98	(0.00)	1,050,910.40	76,008.53	433,214.75									
Accruals	82,011.76	127,684.59	8,909.07	680.40	106,068.35	0.03	545,259.41	(1,362.00)	(134,381.6)									
Reserve for Bad Debt	(12,170.59)	(131,151.73)	-	-	(10,711.28)	-	(1,211.79)	-	-									
Ending GL Balance	3,524,782.04	4,556,997.67	39,179.45	124,412.40	3,345,851.05	0.03	1,594,958.02	74,646.53	298,833.14									

Accounts Receivable Aging

Debtor	0-30	31-60	61-90	91-360	360+	Grand Total
12-11565	3,429,346.34	21,700.42	1,216.10	2,600.00	-	3,454,862.86
12-11773	4,124,543.39	197,870.93	50,770.67	119,010.07	68,269.75	4,560,464.81
12-11767	29,446.38	987.00	-	(63.00)	-	30,370.38
12-11776	123,706.80	25.20	-	-	-	123,732.00
12-11770	2,304,300.25	682,706.45	82,126.55	149,301.13	32,059.60	3,250,493.98
12-11783	-	-	-	-	-	-
12-11782	668,419.90	288,214.90	85,228.50	9,047.10	-	1,050,910.40
12-11781	51,806.53	24,234.00	(32.00)	-	-	76,008.53
12-11780	265,299.13	163,456.61	-	4,459.01	-	433,214.75
Grand Total	10,996,868.72	1,379,195.51	219,309.82	284,354.31	100,329.35	12,980,057.71

CDN\$

CDN\$

Allied Systems Holdings, Inc., et al,

12-11564 (CSS)

MOR-6

Payments to Insiders

September 1, 2013 - September 30, 2013

Company	Debtor	Name	Check Dt	Earn Type	Total	Cumulative to September 30th
Allied Systems Holdings, Inc.	12-11564	BLOUNT,JOHN	9/3/2013	Director Fee	\$ 4,166.67	\$ 4,166.67
Allied Systems Holdings, Inc.	12-11564	BLOUNT,JOHN	9/10/2013	Air	\$ 1,478.70	\$ 5,645.37
Allied Systems Holdings, Inc.	12-11564	BLOUNT,JOHN	9/10/2013	Hotel	\$ 1,012.65	\$ 6,658.02
Allied Systems Holdings, Inc.	12-11564	BLOUNT,JOHN	9/10/2013	Meals	\$ 33.95	\$ 6,691.97
Allied Systems Holdings, Inc.	12-11564	BLOUNT,JOHN	9/10/2013	Other	\$ 302.00	\$ 6,993.97
Allied Systems Holdings, Inc.	12-11564	BLOUNT,JOHN	9/10/2013	Phone	\$ 130.71	\$ 7,124.68
Allied Systems Holdings, Inc.	12-11564	BLOUNT,JOHN	9/13/2013	Car Allowance	\$ 350.00	\$ 7,474.68
Allied Systems Holdings, Inc.	12-11564	BLOUNT,JOHN	9/13/2013	Salary	\$ 12,500.00	\$ 19,974.68
Allied Systems Holdings, Inc.	12-11564	BLOUNT,JOHN	9/30/2013	Air	\$ 2,107.62	\$ 22,082.30
Allied Systems Holdings, Inc.	12-11564	BLOUNT,JOHN	9/30/2013	Car Allowance	\$ 350.00	\$ 22,432.30
Allied Systems Holdings, Inc.	12-11564	BLOUNT,JOHN	9/30/2013	Hotel	\$ 692.02	\$ 23,124.32
Allied Systems Holdings, Inc.	12-11564	BLOUNT,JOHN	9/30/2013	Meals	\$ 19.81	\$ 23,144.13
Allied Systems Holdings, Inc.	12-11564	BLOUNT,JOHN	9/30/2013	Other	\$ 74.75	\$ 23,218.88
Allied Systems Holdings, Inc.	12-11564	BLOUNT,JOHN	9/30/2013	Phone	\$ 122.30	\$ 23,341.18
Allied Systems Holdings, Inc.	12-11564	BLOUNT,JOHN	9/30/2013	Salary	\$ 12,500.00	\$ 35,841.18
Allied Automotive Group, Inc	12-11768	FERRELL,ROBERT	9/13/2013	Car Allowance	\$ 350.00	\$ 350.00
Allied Automotive Group, Inc	12-11768	FERRELL,ROBERT	9/13/2013	Salary	\$ 9,583.33	\$ 9,933.33
Allied Automotive Group, Inc	12-11768	FERRELL,ROBERT	9/30/2013	Air	\$ 932.60	\$ 10,865.93
Allied Automotive Group, Inc	12-11768	FERRELL,ROBERT	9/30/2013	Car Allowance	\$ 350.00	\$ 11,215.93
Allied Automotive Group, Inc	12-11768	FERRELL,ROBERT	9/30/2013	Hotel	\$ 146.82	\$ 11,362.75
Allied Automotive Group, Inc	12-11768	FERRELL,ROBERT	9/30/2013	Meals	\$ 539.03	\$ 11,901.78
Allied Automotive Group, Inc	12-11768	FERRELL,ROBERT	9/30/2013	Other	\$ 406.92	\$ 12,308.70
Allied Automotive Group, Inc	12-11768	FERRELL,ROBERT	9/30/2013	Phone	\$ 158.54	\$ 12,467.24
Allied Automotive Group, Inc	12-11768	FERRELL,ROBERT	9/30/2013	Car Rental	\$ 264.93	\$ 12,732.17
Allied Automotive Group, Inc	12-11768	FERRELL,ROBERT	9/30/2013	Salary	\$ 9,583.33	\$ 22,315.50
Allied Systems Holdings, Inc.	12-11564	GENDREGSKE,MARK J	9/6/2013	Air	\$ 3,153.30	\$ 3,153.30
Allied Systems Holdings, Inc.	12-11564	GENDREGSKE,MARK J	9/6/2013	Hotel	\$ 88.53	\$ 3,241.83
Allied Systems Holdings, Inc.	12-11564	GENDREGSKE,MARK J	9/6/2013	Meals	\$ 137.40	\$ 3,379.23
Allied Systems Holdings, Inc.	12-11564	GENDREGSKE,MARK J	9/6/2013	Other	\$ 361.00	\$ 3,740.23
Allied Systems Holdings, Inc.	12-11564	GENDREGSKE,MARK J	9/13/2013	Car Allowance	\$ 500.00	\$ 4,240.23
Allied Systems Holdings, Inc.	12-11564	GENDREGSKE,MARK J	9/13/2013	Salary	\$ 25,000.00	\$ 29,240.23
Allied Systems Holdings, Inc.	12-11564	GENDREGSKE,MARK J	9/25/2013	Air	\$ 6,202.00	\$ 35,442.23
Allied Systems Holdings, Inc.	12-11564	GENDREGSKE,MARK J	9/25/2013	Hotel	\$ 893.75	\$ 36,335.98
Allied Systems Holdings, Inc.	12-11564	GENDREGSKE,MARK J	9/25/2013	Meals	\$ 578.89	\$ 36,914.87
Allied Systems Holdings, Inc.	12-11564	GENDREGSKE,MARK J	9/25/2013	Other	\$ 753.60	\$ 37,668.47
Allied Systems Holdings, Inc.	12-11564	GENDREGSKE,MARK J	9/25/2013	Phone	\$ 174.64	\$ 37,843.11
Allied Systems Holdings, Inc.	12-11564	GENDREGSKE,MARK J	9/30/2013	Car Allowance	\$ 500.00	\$ 38,343.11
Allied Systems Holdings, Inc.	12-11564	GENDREGSKE,MARK J	9/30/2013	Salary	\$ 25,000.00	\$ 63,343.11
Allied Systems (Canada) Company	12-11773	JANSEN,JOHN	9/13/2013	Car Allowance	\$ 325.00	\$ 325.00
Allied Systems (Canada) Company	12-11773	JANSEN,JOHN	9/13/2013	Salary	\$ 8,072.92	\$ 8,397.92
Allied Systems (Canada) Company	12-11773	JANSEN,JOHN	9/27/2013	Car Allowance	\$ 325.00	\$ 8,722.92
Allied Systems (Canada) Company	12-11773	JANSEN,JOHN	9/27/2013	GST Tax	\$ 1.25	\$ 8,724.17
Allied Systems (Canada) Company	12-11773	JANSEN,JOHN	9/27/2013	Meals	\$ 162.35	\$ 8,886.52
Allied Systems (Canada) Company	12-11773	JANSEN,JOHN	9/27/2013	Other	\$ 566.57	\$ 9,453.09
Allied Systems (Canada) Company	12-11773	JANSEN,JOHN	9/27/2013	Salary	\$ 8,072.92	\$ 17,526.01
Allied Systems Holdings, Inc.	12-11564	MACAULAY,SCOTT D	9/13/2013	Car Allowance	\$ 325.00	\$ 325.00
Allied Systems Holdings, Inc.	12-11564	MACAULAY,SCOTT D	9/13/2013	Salary	\$ 8,854.17	\$ 9,179.17
Allied Systems Holdings, Inc.	12-11564	MACAULAY,SCOTT D	9/30/2013	Air	\$ 2,596.60	\$ 11,775.77
Allied Systems Holdings, Inc.	12-11564	MACAULAY,SCOTT D	9/30/2013	Car Allowance	\$ 325.00	\$ 12,100.77
Allied Systems Holdings, Inc.	12-11564	MACAULAY,SCOTT D	9/30/2013	Hotel	\$ 657.80	\$ 12,758.57
Allied Systems Holdings, Inc.	12-11564	MACAULAY,SCOTT D	9/30/2013	Meals	\$ 119.25	\$ 12,877.82
Allied Systems Holdings, Inc.	12-11564	MACAULAY,SCOTT D	9/30/2013	Other	\$ 425.17	\$ 13,302.99
Allied Systems Holdings, Inc.	12-11564	MACAULAY,SCOTT D	9/30/2013	Phone	\$ 117.49	\$ 13,420.48
Allied Systems Holdings, Inc.	12-11564	MACAULAY,SCOTT D	9/30/2013	Salary	\$ 8,854.17	\$ 22,274.65

Allied Systems Holdings, Inc., et al.  
 12-11564 (CSS)  
 MOR- 6  
 Payments to Professionals  
 October 1, 2013 - October 31, 2013


Company	Debtor	Name	Date of Court order Authorizing Payment	Amount Approved	Total	Total Incurred & Unpaid
Allied Systems (Canada) Company	12-11773	Duff and Phelps (Information Officer in Canadian Recognition Proceeding)	N/A	N/A	\$ 48,748.18	\$ -
Allied Systems (Canada) Company	12-11773	Norton Rose	N/A	N/A	\$ 7,580.04	\$ -
Allied Systems (Canada) Company	12-11773	Gowling Lafleur Henderson LLP	7/29/2013	\$ 54,596.19	\$ 67,858.90	\$ 13,262.71
Allied Systems (Canada) Company	12-11773	Gowling Lafleur Henderson LLP	7/29/2013	\$ 113,896.91	\$ 140,190.65	\$ 26,293.74
Allied Systems (Canada) Company	12-11773	Gowling Lafleur Henderson LLP	9/9/2013	\$ 99,241.35	\$ 99,241.35	\$ -
Allied Systems (Canada) Company	12-11773	Stikeman Elliott LLP	9/9/2013	\$ 2,585.45	\$ 2,585.45	\$ -
Allied Systems Holdings, Inc.	12-11564	Sullivan Hazeltine Allison LLC	9/18/2013	\$ 12,926.77	\$ 16,063.77	\$ 3,137.00
Allied Systems Holdings, Inc.	12-11564	Sidley Austin LLP	9/5/2013	\$ 424,701.98	\$ 525,386.43	\$ 100,684.45
Allied Systems Holdings, Inc.	12-11564	Richards, Layton & Finger LLP	9/9/2013	\$ 70,311.55	\$ 70,311.55	\$ -
Allied Systems Holdings, Inc.	12-11564	Troutman Sanders, LLP	9/9/2013	\$ 243,984.78	\$ 243,984.78	\$ -
Allied Systems Holdings, Inc.	12-11564	Sidley Austin LLP	9/9/2013	\$ 188,324.32	\$ 188,324.32	\$ -
Allied Systems Holdings, Inc.	12-11564	Conway MacKenzie Inc.	8/1/2013	\$ 83,942.22	\$ 103,942.22	\$ 20,000.00
Allied Systems Holdings, Inc.	12-11564	Conway MacKenzie Inc.	9/6/2013	\$ 83,118.68	\$ 103,118.68	\$ 20,000.00
Allied Systems Holdings, Inc.	12-11564	Troutman Sanders, LLP	9/18/2013	\$ 442,295.18	\$ 550,309.68	\$ 108,014.50
Allied Systems Holdings, Inc.	12-11564	Richards, Layton & Finger LLP	9/29/2013	\$ 130,674.35	\$ 161,029.05	\$ 30,354.70
Allied Systems Holdings, Inc.	12-11564	Sullivan Hazeltine Allison LLC	9/9/2013	\$ 7,204.50	\$ 7,204.50	\$ -
Allied Systems Holdings, Inc.	12-11564	Ogletree, Deakins, Nash, Smoak & Ste	9/9/2013	\$ 103,091.40	\$ 103,091.40	\$ -
Allied Systems Holdings, Inc.	12-11564	Direct Fee Review LLC	9/9/2013	\$ 1,964.60	\$ 1,964.60	\$ -
Allied Systems Holdings, Inc.	12-11564	Mercer (US) Inc	9/9/2013	\$ 9,319.62	\$ 9,319.62	\$ -
Allied Systems Holdings, Inc.	12-11564	PricewaterhouseCoopers LLP	9/6/2013	\$ 109,536.42	\$ 136,550.32	\$ 27,013.90
Allied Systems Holdings, Inc.	12-11564	Rothschild, Inc.	9/9/2013	\$ 90,000.00	\$ 90,000.00	\$ -
Allied Systems Holdings, Inc.	12-11564	Mercer (US) Inc	9/13/2013	\$ 5,392.68	\$ 6,584.12	\$ 1,191.44
Allied Systems Holdings, Inc.	12-11564	Conway MacKenzie Inc.	9/9/2013	\$ 53,403.32	\$ 53,403.32	\$ -
Allied Systems Holdings, Inc.	12-11564	Brown Rudnick LLP	9/9/2013	\$ 17,299.60	\$ 17,299.60	\$ -
Allied Systems Holdings, Inc.	12-11564	PricewaterhouseCoopers LLP	9/9/2013	\$ 46,953.10	\$ 46,953.10	\$ -
Allied Systems Holdings, Inc.	12-11564	Direct Fee Review LLC	9/9/2013	\$ 10,351.20	\$ 12,939.00	\$ 2,587.80
Allied Systems Holdings, Inc.	12-11564	Brown Rudnick LLP	9/13/2013	\$ 38,520.42	\$ 48,026.42	\$ 9,506.00



Allied Systems Holdings, Inc., *et al.*  
12-11564 (CSS)  
MOR- 6

Post-Petition Status of Secured Notes, Leases Payable

The Debtors are current on (a) payments due under the terms of the DIP credit facility and (b) post-petition payments on their leases.



Scott D. Macaulay  
Allied Systems Holdings, Inc.  
SVP/CFO

October 30, 2013

**DEBTOR QUESTIONNAIRE**


<b>Must be completed each month. If the answer to any of the questions is "Yes", provide a detailed explanation of each item. Attach additional sheets if necessary</b>		<b>Yes</b>	<b>No</b>
1	Have any assets been sold or transferred outside the normal course of business this reporting period?		X
2	Have any funds been disbursed from any account other than a debtor in possession account this reporting period?		X
3	Is the Debtor delinquent in the timely filing of any post-petition tax returns?		X
4	Are workers compensation, general liability or other necessary insurance coverages expired or cancelled, or has the debtor received notice of expiration or cancellation of such policies?		X
5	Is the Debtor delinquent in paying any insurance premium payment?		X
6	Have any payments been made on pre-petition liabilities this reporting period?	X	
7	Are any post petition receivables (accounts, notes or loans) due from related parties?		X
8	Are any post petition payroll taxes past due?		X
9	Are any post petition State or Federal income taxes pas due?		X
10	Are any post petition real estate taxes past due?		X
11	Are any other post petition taxes past due?		X
12	Have any pre-petition taxes been paid during this reporting period?		
13	Are any amounts owed to post petition creditors delinquent?		X
14	Are any wage payments past due?		X
15	Have any post petition loans been received by the Debtor from any party?	X	
15	Is the Debtor delinquent in paying any U.S. Trustee fees?		X
17	Is the Debtor delinquent with any court ordered payments to attorneys or other professionals?		X
18	Have the owners or shareholders received any compensation outside of the normal course of business?		X

Allied Systems Holdings, Inc., *et al.*  
12-11564 (CSS)

Debtor Questionnaire Explanations

6. The Debtors have made payments pursuant to first day orders permitting payments of certain pre-petition liabilities.

15. The Debtors have received total DIP Loan proceeds of \$26,500,000 as of September 30, 2013.

  
\_\_\_\_\_  
Scott D. Macaulay  
Allied Systems Holdings, Inc.  
SVP/CFO

October 30, 2013