


UNITED STATES BANKRUPTCY COURT
DISTRICT OF DELAWAREIn re: ENERGY FUTURE HOLDINGS CORP., et. al.
DebtorCase No. 14-10979
Reporting Period: 4/29/2014 - 5/31/2014Monthly Operating Report For the Period
From April 29, 2014 to May 31, 2014

REQUIRED DOCUMENTS	Form No.	Document Attached	Explanation Attached
Schedule of Cash Receipts and Disbursements	MOR-1		
Bank Reconciliation (or copies of debtor's bank reconciliations)	MOR-1a		
Declaration Regarding the Status of Bank Reconciliations	MOR-1a(Dec)		
Schedule of Cash Disbursements by Legal Entity and Estimated Trustee Fees	MOR-1b		
Declaration Regarding the Schedule of Cash Disbursements	MOR-1b(Dec)		
Schedule of Professional Fees Paid	MOR-1c		
Copies of bank statements			
Cash disbursements journals			
Statement of Operations	MOR-2		
Balance Sheet	MOR-3		
Status of Post-petition Taxes	MOR-4	X	
Declaration Regarding the Status of Post-Petition Taxes	MOR-4(Dec)		
Copies of IRS Form 6123 or payment receipt			
Copies of tax returns filed during reporting period			
Consolidated Aging of Accounts Payable not Subject to Compromise	MOR-4		
Accounts Receivable Reconciliation and Aging	MOR-5		
Debtor Questionnaire	MOR-5		

This Monthly Operating Report ("MOR") has been prepared solely for the purpose of complying with the monthly reporting requirements applicable in these chapter 11 cases and is in a format acceptable to the United States Trustee. The financial information contained herein is limited in scope and covers a limited time period. Moreover, such information is preliminary and unaudited, and is not prepared in accordance with generally accepted accounting principles ("GAAP") in the United States.

I declare under penalty of perjury (28 U.S.C. Section 1746) that this report and the attached documents are true and correct to the best of my knowledge and belief.


Signature of Authorized Individual¹

Terry L. Nutt
Printed Name of Authorized Individual

June 30 2014
Date

Authorized Agent
Title of Authorized Individual

¹ Signatory is duly authorized by the Debtors to sign this monthly operating report.

UNITED STATES BANKRUPTCY COURT
DISTRICT OF DELAWARE

In re: ENERGY FUTURE HOLDINGS CORP., et. al.
Debtor

Case No. 14-10979
Reporting Period: 4/29/2014 - 5/31/2014

General Notes

Debtor-in-Possession Financial Statements

The financial statements and supplemental information contained herein are unaudited, preliminary, and may not comply with generally accepted accounting principles in the United States of America ("U.S. GAAP") in all material respects.

Financial Accounting Standards Board Accounting Standards Codification 852, (Reorganizations) ("ASC 852"), which is applicable to companies in chapter 11, requires that financial statements for periods after the filing of a chapter 11 petition distinguish transactions and events that are directly associated with the reorganization from the ongoing operations of the business. The financial statements have been prepared in accordance with ASC 852. The unaudited financial statements have been derived from the books and records of the Debtors. This information, however, has not been subject to procedures that would typically be applied to financial information presented in accordance with U.S. GAAP, and upon application of such procedures, the Debtors believe that the financial information could be subject to changes, and these changes could be material. The information furnished in this report includes preliminary normal recurring adjustments, but does not include all of the adjustments that would typically be made in accordance with U.S. GAAP.

The results of operations contained herein are not necessarily indicative of results which may be expected from any other period or for the full year and may not necessarily reflect the results of operations, financial position and cash flows of the Debtors in the future.

Intercompany Transactions

Intercompany transactions between the Debtors and between the Debtors and non-Debtor affiliates have not been eliminated in the financial statements contained herein. No conclusion as to the legal obligation related to these intercompany transactions is made by the presentation herein.

Liabilities Subject to Compromise

As a result of the chapter 11 filings, the payment of prepetition indebtedness is subject to compromise or other treatment under a plan of reorganization. The determination of how liabilities will ultimately be settled or treated cannot be made until the Bankruptcy Court approves a chapter 11 plan of reorganization. Accordingly, the ultimate amount of such liabilities is not determinable at this time. ASC 852 requires prepetition liabilities that are subject to compromise to be reported at the amounts expected to be allowed, even if they may be settled for lesser amounts. The amounts currently classified as liabilities subject to compromise are preliminary and may be subject to future adjustments depending on Court actions, further developments with respect to disputed claims, determinations of the secured status of certain claims, the values of any collateral securing such claims, rejection of executory contracts, continued reconciliation or other events.

Reorganization Items

ASC 852 requires expenses and income directly associated with the chapter 11 filings to be reported separately in the income statement. Reorganization items is reported net and includes expenses related to legal advisory and representation services, other professional consulting and advisory services, Debtor-in-possession financing fees and changes in liabilities subject to compromise recognized as there are changes in amounts expected to be allowed.

UNITED STATES BANKRUPTCY COURT
DISTRICT OF DELAWAREIn re: ENERGY FUTURE HOLDINGS CORP., et. al.
DebtorCase No. 14-10979
Reporting Period: 4/29/2014 - 5/31/2014**MOR-1: CONSOLIDATED STATEMENT OF CASH FLOWS**
(in millions)

	Period from April 29, 2014 to May 31, 2014
Beginning cash balance	\$ 701
Total cash receipts	804
Total cash disbursements	<u>(328)</u>
Debtors' net cash flow	1,177
From/(To) Non-Debtors	<u>0</u>
Net cash flow	1,177
Other	0
Ending available cash	<u><u>\$ 1,177</u></u>

NOTES:

- Cash balances presented herein are not the same as the total on the balance sheet presented in MOR 3 due to a US GAAP required reclassification from restricted to non-restricted cash presented in MOR 3 and due to timing differences related to receipts or disbursements in transit.
- Disbursements reflect when the relevant disbursement accounts were funded rather than when the amounts cleared the bank.

UNITED STATES BANKRUPTCY COURT
DISTRICT OF DELAWAREIn re: ENERGY FUTURE HOLDINGS CORP., et. al.
DebtorCase No. 14-10979
Reporting Period: 4/29/2014 - 5/31/2014

MOR-1a: BANK RECONCILIATIONS

DEBTOR	BANK NAME	Account Description	Acct Number (last 4 digits only)	GL Balance
4Change Energy Company LLC	The Bank of New York Mellon	Receipts / Disbursements	5115	\$ 2,437,538
EFH Corporate Services Company	Chase Investments	Broker / Investment Account	2019	
EFH Corporate Services Company	JPMorgan Chase Bank, N.A. (IL)	A/P Disbursements	0752	9,326,676
EFH Corporate Services Company	JPMorgan Chase Bank, N.A. (IL)	Collateral Account	6572	4,414,619
EFH Corporate Services Company	JPMorgan Chase Bank, N.A. (OH)	Payroll Disbursements	8749	495,873
EFH Corporate Services Company	JPMorgan Chase Bank, N.A. (TX)	A/P Disbursements	6766	10,006,000
EFH Corporate Services Company	JPMorgan Chase Bank, N.A. (TX)	Money Pool Concentration	3790	10,000,366
EFH Corporate Services Company	JPMorgan Chase through Met Life	Imprest Account	1110	
Energy Future Competitive Holdings Company	JPMorgan Chase Bank, N.A. (TX)	General Fund	4511	4,108
Energy Future Holdings Corp.	Bank of America, N.A.	Emergency Fund	9707	
Energy Future Holdings Corp.	Goldman Sachs Financial Square Treasury Fund	Investments / Redemptions	4691	
Energy Future Holdings Corp.	JPMorgan Chase Bank, N.A. (NY)	General Fund	3584	20,238,854
Energy Future Holdings Corp.	JPMorgan Chase Bank, N.A. (TX)	Misc. Receipts	2032	579
Energy Future Holdings Corp.	JPMorgan Chase Bank, N.A. (TX)	Tax Receipts	9100	63,225,334
Energy Future Holdings Corp.	Morgan Stanley Treasury Fund	Investments / Redemptions	0166	164,515,945
Energy Future Intermediate Holdings Company LLC	JPMorgan Chase Bank, N.A. (NY)	General Fund	4789	4,000,550
Energy Future Intermediate Holdings Company LLC	JPMorgan Chase Bank, N.A. (NY)	General Fund	4934	-74
Energy Future Intermediate Holdings Company LLC	Morgan Stanley Treasury Fund	Investments / Redemptions	0127	144,037,564
Generation Development Company LLC	JPMorgan Chase Bank, N.A. (TX)	General Fund	3633	726
Greenway Development Holding Company LLC	JPMorgan Chase Bank, N.A. (TX)	Receipts / Disbursements	7556	1,336,106
Luminant Energy Company LLC	Bank of Oklahoma dba Bank of Texas	Investments / Redemptions	9732	18,560
Luminant Energy Company LLC	Invesco Treasury Portfolio - Institutional Class	Investments / Redemptions	9732	
Luminant Energy Company LLC	JPMorgan Chase Bank, N.A. (TX)	Derivatives & Financial Receipts / Disbursements	3756	13,888
Luminant Energy Company LLC	JPMorgan Chase Bank, N.A. (TX)	Physical Gas Receipts / Disbursements	7371	1,214
Luminant Energy Company LLC	JPMorgan Chase Bank, N.A. (TX)	Power Receipts / Disbursements	8059	1,210
Luminant Energy Company LLC	The Bank of New York Mellon	Gas Receipts only	8178	410,047
Luminant Generation Company LLC	First National Bank of Granbury	Misc. Receipts	7136	
Luminant Generation Company LLC	JPMorgan Chase Bank, N.A. (TX)	Capacity Auction & Misc. Receipts / Disbursements	4297	135,204
Luminant Mining Company LLC	JPMorgan Chase Bank, N.A. (TX)	Receipts / Disbursements	9817	9,578
Luminant Mining Company LLC	The Bank of New York Mellon	Custody Account	1993	25,000
Texas Competitive Electric Holdings Company LLC	Citibank	Debt-related Disbursements	3657	
Texas Competitive Electric Holdings Company LLC	Deutsche Bank	Letter of Credit support	N/A	
Texas Competitive Electric Holdings Company LLC	Fidelity Investments Treasury Fund	Investments / Redemptions	1442	
Texas Competitive Electric Holdings Company LLC	Goldman Sachs Financial Square Treasury Fund	Investments / Redemptions	4694	
Texas Competitive Electric Holdings Company LLC	JPMorgan Chase Bank, N.A. (NY)	General Fund / A/R Program Closure	7837	1,000,000
Texas Competitive Electric Holdings Company LLC	JPMorgan Chase Bank, N.A. (NY)	General Fund / Debt Related Activity	9810	145,811,411
Texas Competitive Electric Holdings Company LLC	JPMorgan Chase Bank, N.A. (TX)	Money Pool Concentration	0481	2,000,173
Texas Competitive Electric Holdings Company LLC	JPMorgan Chase Bank, N.A. (TX)	Receipts / Disbursements	4169	1,344
Texas Competitive Electric Holdings Company LLC	Union Bank, N.A.	Unencumbered Cash Account	0559	149,622,340
Texas Competitive Electric Holdings Company LLC	Goldman Sachs Institutional Treasury Fund	Investments	4694	50,008,416

UNITED STATES BANKRUPTCY COURT
DISTRICT OF DELAWAREIn re: ENERGY FUTURE HOLDINGS CORP., et. al.
DebtorCase No. 14-10979
Reporting Period: 4/29/2014 - 5/31/2014

MOR-1a: BANK RECONCILIATIONS

DEBTOR	BANK NAME	Account Description	Acct Number (last 4 digits only)	GL Balance
Texas Competitive Electric Holdings Company LLC	Western Asset Institutional Treasury Fund	Investments / Redemptions	4883	400,016,577
TXU Energy Receivables Company LLC	Goldman Sachs Financial Square Gov't Fund	Investments / Redemptions	0610	
TXU Energy Receivables Company LLC	JPMorgan Chase Bank, N.A. (TX)	Receipts / Disbursements	6608	9,431
TXU Energy Receivables Company LLC	JPMorgan Chase Bank, N.A. (TX)	Receipts / Disbursements	6970	
TXU Energy Retail Company LLC	JPMorgan Chase Bank, N.A. (NY)	Receipts	0158	1,016
TXU Energy Retail Company LLC	JPMorgan Chase Bank, N.A. (TX)	Debit Card Receipts	4500	1,345
TXU Energy Retail Company LLC	JPMorgan Chase Bank, N.A. (TX)	Misc. Receipts	9334	500
TXU Energy Retail Company LLC	JPMorgan Chase Bank, N.A. (TX)	Receipts	6918	7,432,071
TXU Energy Retail Company LLC	JPMorgan Chase Bank, N.A. (TX)	Receipts	6934	7,848,020
TXU Energy Retail Company LLC	JPMorgan Chase Bank, N.A. (TX)	Receipts	6926	519
TXU Energy Retail Company LLC	JPMorgan Chase Bank, N.A. (TX)	Receipts	6942	1,122
TXU Energy Retail Company LLC	JPMorgan Chase Bank, N.A. (TX)	Refund Disbursements	6959	
TXU Energy Retail Company LLC	JPMorgan Chase Bank, N.A. (TX)	TDU Disbursements	6967	
TXU Energy Retail Company LLC	M&T Bank	Expense Reimbursement	6771	4,146
TXU Energy Retail Company LLC	The Bank of New York Mellon	Receipts	0329	3,724,070
TXU Receivables Company LLC	JPMorgan Chase Bank, N.A. (TX)	Receipts / Disbursements	8255	
Total				\$ 1,202,137,967

UNITED STATES BANKRUPTCY COURT
DISTRICT OF DELAWARE

In re: ENERGY FUTURE HOLDINGS CORP., et. al.
Debtor

Case No. 14-10979
Reporting Period: 4/29/2014 - 5/31/2014

MOR 1a(Dec): DECLARATION REGARDING THE STATUS OF BANK RECONCILIATIONS OF THE DEBTORS

Terry L. Nutt hereby declares under penalty of perjury:

1. I am a vice president of EFH Corporate Services Company. In that capacity I am familiar with the above-captioned debtors and debtors-in-possession (collectively the "Debtors") day-to-day operations, business affairs and books and records. I am authorized to submit this Declaration on behalf of the Debtors.
2. All statements in the Declaration are based on my personal knowledge, my review of the relevant documents, my discussions with other employees of the Debtors, or my opinion based upon my experience and knowledge of the Debtors' operations and financial condition. If I were called upon to testify, I could and would testify to each of the facts set forth herein based on such personal knowledge, review of documents or opinion.
3. To the best of my knowledge, all of the Debtors' bank balances as of May 31, 2014 have been reconciled in an accurate and timely manner.

Dated: June 30, 2014

Respectfully submitted,



By: Terry L. Nutt
Title: Authorized Agent

UNITED STATES BANKRUPTCY COURT
DISTRICT OF DELAWAREIn re: ENERGY FUTURE HOLDINGS CORP., et. al.
DebtorCase No. 14-10979
Reporting Period: 4/29/2014 - 5/31/2014

MOR-1b: SCHEDULE OF DISBURSEMENTS BY LEGAL ENTITY

Debtor Entity	Bankruptcy Case Number	Disbursements
4Change Energy Company	14-10980	\$ 374,883
4Change Energy Holdings LLC	14-10981	-
Big Brown 3 Power Company LLC	14-10983	-
Big Brown Lignite Company LLC	14-10986	-
Big Brown Power Company LLC	14-10988	-
Brighten Energy LLC	14-10991	-
Brighten Holdings LLC	14-10995	-
Collin Power Company LLC	14-10998	-
Dallas Power & Light Company, Inc.	14-11000	-
DeCordova II Power Company LLC	14-11003	-
DeCordova Power Company LLC	14-10982	-
Eagle Mountain Power Company LLC	14-10984	-
EBASCO SERVICES OF CANADA LIMITED	14-10987	-
EEC Holdings, Inc.	14-10990	-
EECI, Inc.	14-10992	-
EFH Australia (No. 2) Holdings Company	14-10994	-
EFH CG Holdings Company LP	14-11047	-
EFH CG Management Company LLC	14-11048	-
EFH Corporate Services Company	14-10996	8,467,361
EFH Finance (No. 2) Holdings Company	14-10999	-
EFH FS Holdings Company	14-11004	-
EFH Renewables Company LLC	14-11006	-
EFIH FINANCE INC.	14-11001	-
Energy Future Competitive Holdings Company LLC	14-11005	-
Energy Future Holdings Corp.	14-10979	28,493,030
Energy Future Intermediate Holding Company LLC	14-11008	-
Generation Development Company LLC	14-11017	20,246
Generation MT Company LLC	14-11021	-
Generation SVC Company	14-11025	-
Lake Creek 3 Power Company LLC	14-11029	-
Lone Star Energy Company, Inc.	14-11031	-
Lone Star Pipeline Company, Inc.	14-11036	-
LSGT Gas Company LLC	14-11039	18,964
LSGT SACROC, Inc.	14-11012	-
Luminant Big Brown Mining Company LLC	14-11018	114,480
Luminant Energy Company LLC	14-11023	156,100,038
Luminant Energy Trading California Company	14-11026	-
Luminant ET Services Company	14-11030	169,153
Luminant Generation Company LLC	14-11032	43,145,637
Luminant Holding Company LLC	14-11037	70,297
Luminant Mineral Development Company LLC	14-11040	-
Luminant Mining Company LLC	14-11042	19,438,860
Luminant Renewables Company LLC	14-11044	-
Martin Lake 4 Power Company LLC	14-11010	-
Monticello 4 Power Company LLC	14-11011	-
Morgan Creek 7 Power Company LLC	14-11014	-

UNITED STATES BANKRUPTCY COURT
DISTRICT OF DELAWAREIn re: ENERGY FUTURE HOLDINGS CORP., et. al.
DebtorCase No. 14-10979
Reporting Period: 4/29/2014 - 5/31/2014

MOR-1b: SCHEDULE OF DISBURSEMENTS BY LEGAL ENTITY

Debtor Entity	Bankruptcy Case Number		Disbursements
NCA Development Company LLC	14-11016		-
NCA Resources Development Company LLC	14-11019		7,000
Oak Grove Management Company LLC	14-11022		6,214,680
Oak Grove Mining Company LLC	14-11024		-
Oak Grove Power Company LLC	14-11027		-
Sandow Power Company LLC	14-11033		1,204,986
Southwestern Electric Service Company, Inc.	14-11035		-
TCEH Finance, Inc.	14-11028		-
Texas Competitive Electric Holdings Company LLC	14-10978		2,452,760
Texas Electric Service Company, Inc.	14-11034		-
Texas Energy Industries Company, Inc.	14-11038		-
Texas Power & Light Company, Inc.	14-11041		-
Texas Utilities Company, Inc.	14-11043		-
Texas Utilities Electric Company, Inc.	14-11045		-
Tradinghouse 3 & 4 Power Company LLC	14-11046		-
Tradinghouse Power Company LLC	14-10985		-
TXU Electric Company, Inc.	14-10989		-
TXU Energy Receivables Company LLC	14-10993		-
TXU Energy Retail Company LLC	14-10997		53,114,245
TXU Energy Solutions Company LLC	14-11002		-
TXU Receivables Company	14-11007		-
TXU Retail Services Company	14-11009		8,626,712
TXU SEM Company	14-11013		-
Valley NG Power Company LLC	14-11015		-
Valley Power Company LLC	14-11020		-
Total			\$ 328,033,332

Notes: Disbursements includes payments to third parties, payments to employees and payments to affiliates where the payment is in satisfaction of an obligation for services provided. Other payments to affiliated Debtors are excluded, payments to affiliated non-Debtors are included. Movements of cash into and out of the Company's investment accounts are excluded.

UNITED STATES BANKRUPTCY COURT
DISTRICT OF DELAWARE

In re: ENERGY FUTURE HOLDINGS CORP., et. al.
Debtor

Case No. 14-10979
Reporting Period: 4/29/2014 - 5/31/2014


MOR 1b(Dec): DECLARATION REGARDING THE SCHEDULE OF DISBURSEMENTS

Terry L. Nutt hereby declares under penalty of perjury:

1. I am a vice president of EFH Corporate Services Company. In that capacity I am familiar with the above-captioned debtors and debtors-in-possession (collectively the "Debtors") day-to-day operations, business affairs and books and records. I am authorized to submit this Declaration on behalf of the Debtors.
2. The Debtors submit the Declaration regarding cash disbursements in lieu of providing copies of the cash disbursements schedules.
3. All statements in the Declaration are based on my personal knowledge, my review of the relevant documents, my discussions with other employees of the Debtors, or my opinion based upon my experience and knowledge of the Debtors' operations and financial condition. If I were called upon to testify, I could and would testify to each of the facts set forth herein based on such personal knowledge, review of documents or opinion. I am authorized to submit this Declaration on behalf of the Debtors.
4. The Debtors have, on a timely basis, disbursed approximately \$328 million for post-petition and allowable pre-petition amounts for the period April 29, 2014 through May 31, 2014. Copies of the cash disbursement schedules are available for inspection upon request by the Office of the United States Trustee.

Dated: June ~~30~~, 2014

Respectfully submitted,



By: Terry L. Nutt
Title: Authorized Agent

UNITED STATES BANKRUPTCY COURT
DISTRICT OF DELAWAREIn re: **ENERGY FUTURE HOLDINGS CORP. et.al.,**
DebtorCase No.: 14-10979 (CSS)
Reporting period: April 29, 2014 - May 31, 2014**MOR 2 - STATEMENT OF OPERATIONS (Income Statements)**
(US dollars in thousands)

	4Change Energy Company	4Change Energy Holdings LLC	Big Brown 3 Power Company LLC	Big Brown Lignite Company LLC	Big Brown Power Company LLC	Brighten Energy LLC
Operating revenues	2,099	-	-	-	19,315	-
Fuel, purchased power costs and delivery fees	(1,799)	-	-	-	(576)	-
Net gain (loss) from commodity hedging and trading activities	-	-	-	-	(56)	-
Operating costs	-	-	-	(3)	(353)	-
Depreciation and amortization	-	-	-	-	(9,777)	-
Selling, general and administrative expenses	(319)	-	-	-	-	-
Franchise and revenue-based taxes	(37)	-	-	-	-	-
Goodwill impairment	-	-	-	-	-	-
Other income	-	-	-	-	-	-
Other deductions	-	-	-	-	-	-
Interest income	-	-	-	-	8	-
Interest expense and related charges	(1)	-	-	-	24	-
Reorganization items, net	-	-	-	-	-	-
Income (loss) before income taxes and equity in earnings of unconsolidated subsidiaries	(57)	-	-	(3)	8,585	-
Income tax (expense) benefit	20	-	-	(393)	(3,059)	-
Equity in earnings of unconsolidated subsidiaries (net of tax)	-	(37)	-	-	-	-
Net income (loss)	(37)	(37)	-	(396)	5,526	-

Note: The information contained herein is provided to fulfill the requirements of the Office of the United States Trustee. All information contained herein is unaudited and subject to future adjustment. Certain totals may not sum due to rounding.

UNITED STATES BANKRUPTCY COURT
DISTRICT OF DELAWAREIn re: **ENERGY FUTURE HOLDINGS CORP. et.al.,**
DebtorCase No.: 14-10979 (CSS)
Reporting period: April 29, 2014 - May 31, 2014**MOR 2 - STATEMENT OF OPERATIONS (Income Statements)**
(US dollars in thousands)

	Brighten Holdings LLC	Collin Power Company LLC	Dallas Power & Light Company, Inc.	DeCordova II Power Company LLC	DeCordova Power Company LLC	Eagle Mountain Power Company LLC
Operating revenues	-	-	-	-	1,373	-
Fuel, purchased power costs and delivery fees	-	-	-	-	-	-
Net gain (loss) from commodity hedging and trading activities	-	-	-	-	-	-
Operating costs	-	-	-	-	-	-
Depreciation and amortization	-	-	-	-	(1)	-
Selling, general and administrative expenses	-	-	-	-	-	-
Franchise and revenue-based taxes	-	-	-	-	-	-
Goodwill impairment	-	-	-	-	-	-
Other income	-	-	-	-	-	-
Other deductions	-	-	-	-	(3)	-
Interest income	-	-	-	-	1	-
Interest expense and related charges	-	-	-	-	-	-
Reorganization items, net	-	-	-	-	-	-
Income (loss) before income taxes and equity in earnings of unconsolidated subsidiaries	-	-	-	-	1,370	-
Income tax (expense) benefit	-	-	-	-	(488)	-
Equity in earnings of unconsolidated subsidiaries (net of tax)	-	-	-	-	-	-
Net income (loss)	-	-	-	-	882	-

Note: The information contained herein is provided to fulfill the requirements of the Office of the United States Trustee. All information contained herein is unaudited and subject to future adjustment. Certain totals may not sum due to rounding.

UNITED STATES BANKRUPTCY COURT
DISTRICT OF DELAWAREIn re: **ENERGY FUTURE HOLDINGS CORP. et.al.,**
DebtorCase No.: 14-10979 (CSS)
Reporting period: April 29, 2014 - May 31, 2014**MOR 2 - STATEMENT OF OPERATIONS (Income Statements)**
(US dollars in thousands)

	Ebasco Services of Canada Ltd.	EEC Holdings, Inc.	EECI, Inc.	EFH Australia (No. 2) Holdings Company	EFH CG Holdings Company LP	EFH CG Management Company LLC	
Operating revenues	-	-	-	-	-	-	23
Fuel, purchased power costs and delivery fees	-	-	-	-	-	-	-
Net gain (loss) from commodity hedging and trading activities	-	-	-	-	-	-	-
Operating costs	-	-	-	-	-	-	-
Depreciation and amortization	-	-	-	-	(32)	(12)	(12)
Selling, general and administrative expenses	-	-	-	-	(28)	(11)	(11)
Franchise and revenue-based taxes	-	-	-	-	-	-	-
Goodwill impairment	-	-	-	-	-	-	-
Other income	-	68	(87)	-	-	-	-
Other deductions	-	7	(7)	-	-	-	-
Interest income	-	(26)	26	-	-	-	-
Interest expense and related charges	-	-	-	-	-	-	-
Reorganization items, net	-	-	-	-	-	-	-
Income (loss) before income taxes and equity in earnings of unconsolidated subsidiaries	-	49	(68)	-	(60)	-	-
Income tax (expense) benefit	-	(17)	24	-	-	-	-
Equity in earnings of unconsolidated subsidiaries (net of tax)	-	(44)	-	-	-	-	-
Net income (loss)	-	(12)	(44)	-	(60)	-	-

Note: The information contained herein is provided to fulfill the requirements of the Office of the United States Trustee. All information contained herein is unaudited and subject to future adjustment. Certain totals may not sum due to rounding.

UNITED STATES BANKRUPTCY COURT
DISTRICT OF DELAWAREIn re: **ENERGY FUTURE HOLDINGS CORP. et.al.,**
DebtorCase No.: 14-10979 (CSS)
Reporting period: April 29, 2014 - May 31, 2014**MOR 2 - STATEMENT OF OPERATIONS (Income Statements)**
(US dollars in thousands)

	EFH Corporate Services Company	EFH Finance (No. 2) Holdings Company	EFH FS Holdings Company	EFH Renewables Company LLC	EFIH Finance Inc.	Energy Future Competitive Holdings Company LLC
Operating revenues	18,555	-	-	-	-	-
Fuel, purchased power costs and delivery fees	-	-	-	-	-	-
Net gain (loss) from commodity hedging and trading activities	-	-	-	-	-	-
Operating costs	-	-	-	-	-	-
Depreciation and amortization	(1,950)	-	-	-	-	-
Selling, general and administrative expenses	(16,189)	-	-	-	-	-
Franchise and revenue-based taxes	-	-	-	-	-	-
Goodwill impairment	-	-	-	-	-	-
Other income	-	-	-	-	-	-
Other deductions	(23)	-	-	-	-	(1)
Interest income	2	-	-	-	-	-
Interest expense and related charges	(5)	-	(1)	-	-	(480)
Reorganization items, net	-	-	-	-	-	-
Income (loss) before income taxes and equity in earnings of unconsolidated subsidiaries	390	-	(1)	-	-	(481)
Income tax (expense) benefit	(390)	-	-	-	-	159
Equity in earnings of unconsolidated subsidiaries (net of tax)	-	-	-	-	-	(290,881)
Net income (loss)	-	-	(1)	-	-	(291,203)

Note: The information contained herein is provided to fulfill the requirements of the Office of the United States Trustee. All information contained herein is unaudited and subject to future adjustment. Certain totals may not sum due to rounding.

UNITED STATES BANKRUPTCY COURT
DISTRICT OF DELAWAREIn re: **ENERGY FUTURE HOLDINGS CORP. et.al.,**
DebtorCase No.: 14-10979 (CSS)
Reporting period: April 29, 2014 - May 31, 2014**MOR 2 - STATEMENT OF OPERATIONS (Income Statements)**
(US dollars in thousands)

	Energy Future Holdings Corp.	Energy Future Intermediate Holding Company LLC	Generation Development Company LLC	Generation MT Company LLC	Generation SVC Company	Lake Creek 3 Power Company LLC
Operating revenues	-	-	-	-	-	-
Fuel, purchased power costs and delivery fees	-	-	-	-	-	-
Net gain (loss) from commodity hedging and trading activities	-	-	-	-	-	-
Operating costs	-	-	-	-	-	-
Depreciation and amortization	-	-	(9)	-	-	-
Selling, general and administrative expenses	(5,194)	(326)	-	-	-	-
Franchise and revenue-based taxes	-	-	-	-	-	-
Goodwill impairment	-	-	-	-	-	-
Other income	101	-	-	-	-	-
Other deductions	-	(7,501)	(108)	-	-	-
Interest income	761	4	-	-	-	-
Interest expense and related charges	(258)	-	-	-	-	-
Reorganization items, net	(7,366)	(16,506)	-	-	-	-
Income (loss) before income taxes and equity in earnings of unconsolidated subsidiaries	(11,956)	(24,329)	(117)	-	-	-
Income tax (expense) benefit	5,870	5,833	41	-	-	-
Equity in earnings of unconsolidated subsidiaries (net of tax)	(277,891)	24,647	-	-	-	-
Net income (loss)	(283,977)	6,151	(76)	-	-	-

Note: The information contained herein is provided to fulfill the requirements of the Office of the United States Trustee. All information contained herein is unaudited and subject to future adjustment. Certain totals may not sum due to rounding.

UNITED STATES BANKRUPTCY COURT
DISTRICT OF DELAWAREIn re: **ENERGY FUTURE HOLDINGS CORP. et.al.,**
DebtorCase No.: 14-10979 (CSS)
Reporting period: April 29, 2014 - May 31, 2014**MOR 2 - STATEMENT OF OPERATIONS (Income Statements)**
(US dollars in thousands)

	Lone Star Energy Company, Inc.	Lone Star Pipeline Company, Inc.	LSGT Gas Company LLC	LSGT SACROC, Inc.	Luminant Big Brown Mining Company LLC	Luminant Energy Company LLC
Operating revenues	-	-	-	-	7,104	256,151
Fuel, purchased power costs and delivery fees	-	-	-	-	(415)	(230,444)
Net gain (loss) from commodity hedging and trading activities	-	-	-	-	-	142,771
Operating costs	-	-	-	-	(6,120)	(69)
Depreciation and amortization	-	-	-	-	(553)	(883)
Selling, general and administrative expenses	-	-	(35)	-	-	(5,757)
Franchise and revenue-based taxes	-	-	-	-	-	-
Goodwill impairment	-	-	-	-	-	-
Other income	-	-	-	-	-	8
Other deductions	-	-	145	-	-	107
Interest income	-	-	254	-	-	311
Interest expense and related charges	-	-	-	-	(16)	(36)
Reorganization items, net	-	-	-	-	-	-
Income (loss) before income taxes and equity in earnings of unconsolidated subsidiaries	-	-	364	-	-	162,159
Income tax (expense) benefit	-	-	(129)	-	-	(57,764)
Equity in earnings of unconsolidated subsidiaries (net of tax)	-	-	(13)	-	-	(30)
Net income (loss)	-	-	222	-	-	104,365

Note: The information contained herein is provided to fulfill the requirements of the Office of the United States Trustee. All information contained herein is unaudited and subject to future adjustment. Certain totals may not sum due to rounding.

UNITED STATES BANKRUPTCY COURT
DISTRICT OF DELAWAREIn re: **ENERGY FUTURE HOLDINGS CORP. et.al.,**
DebtorCase No.: 14-10979 (CSS)
Reporting period: April 29, 2014 - May 31, 2014**MOR 2 - STATEMENT OF OPERATIONS (Income Statements)**
(US dollars in thousands)

	Luminant Energy Trading California Company	Luminant ET Services Company	Luminant Generation Company LLC	Luminant Holding Company LLC	Luminant Mineral Development Company LLC	Luminant Mining Company LLC
Operating revenues	-	2,187	144,563	337	-	38,804
Fuel, purchased power costs and delivery fees	-	(2,219)	(89,532)	-	-	(26,209)
Net gain (loss) from commodity hedging and trading activities	-	-	784	-	-	-
Operating costs	-	-	(56,986)	-	-	(1,083)
Depreciation and amortization	-	-	(67,488)	-	-	(10,276)
Selling, general and administrative expenses	-	-	(9,585)	(337)	-	(91)
Franchise and revenue-based taxes	-	(15)	-	-	-	-
Goodwill impairment	-	-	-	-	-	-
Other income	-	-	(140)	-	-	16
Other deductions	-	-	(1,274)	-	(1)	(9)
Interest income	-	-	-	-	-	-
Interest expense and related charges	-	-	1,068	-	-	512
Reorganization items, net	-	-	138	-	-	-
Income (loss) before income taxes and equity in earnings of unconsolidated subsidiaries	-	(47)	(78,452)	-	(1)	1,664
Income tax (expense) benefit	-	17	38,851	-	-	(822)
Equity in earnings of unconsolidated subsidiaries (net of tax)	-	-	(88)	67,993	-	-
Net income (loss)	-	(30)	(39,689)	67,993	(1)	842

Note: The information contained herein is provided to fulfill the requirements of the Office of the United States Trustee. All information contained herein is unaudited and subject to future adjustment. Certain totals may not sum due to rounding.

UNITED STATES BANKRUPTCY COURT
DISTRICT OF DELAWAREIn re: **ENERGY FUTURE HOLDINGS CORP. et.al.,**
DebtorCase No.: 14-10979 (CSS)
Reporting period: April 29, 2014 - May 31, 2014**MOR 2 - STATEMENT OF OPERATIONS (Income Statements)**
(US dollars in thousands)

	Luminant Renewables Company LLC	Martin Lake 4 Power Company LLC	Monticello 4 Power Company LLC	Morgan Creek 7 Power Company LLC	NCA Development Company LLC	NCA Resources Development Company LLC
Operating revenues	-	-	-	-	-	-
Fuel, purchased power costs and delivery fees	-	-	-	-	-	-
Net gain (loss) from commodity hedging and trading activities	-	-	-	-	-	-
Operating costs	-	-	-	-	-	-
Depreciation and amortization	-	-	-	-	-	-
Selling, general and administrative expenses	-	-	-	-	-	(149)
Franchise and revenue-based taxes	-	-	-	-	-	-
Goodwill impairment	-	-	-	-	-	-
Other income	-	-	-	-	-	-
Other deductions	-	-	-	-	-	-
Interest income	-	-	-	-	-	-
Interest expense and related charges	-	-	-	-	-	-
Reorganization items, net	-	-	-	-	-	-
Income (loss) before income taxes and equity in earnings of unconsolidated subsidiaries	-	-	-	-	-	(149)
Income tax (expense) benefit	-	-	-	-	-	53
Equity in earnings of unconsolidated subsidiaries (net of tax)	-	-	-	-	-	-
Net income (loss)	-	-	-	-	-	(96)

Note: The information contained herein is provided to fulfill the requirements of the Office of the United States Trustee. All information contained herein is unaudited and subject to future adjustment. Certain totals may not sum due to rounding.

UNITED STATES BANKRUPTCY COURT
DISTRICT OF DELAWAREIn re: **ENERGY FUTURE HOLDINGS CORP. et.al.,**
DebtorCase No.: 14-10979 (CSS)
Reporting period: April 29, 2014 - May 31, 2014**MOR 2 - STATEMENT OF OPERATIONS (Income Statements)**
(US dollars in thousands)

	Oak Grove Management Company LLC	Oak Grove Mining Company LLC	Oak Grove Power Company LLC	Sandow Power Company LLC	Southwestern Electric Service Company, Inc.	TCEH Finance, Inc.
Operating revenues	40,924	-	-	3,108	-	-
Fuel, purchased power costs and delivery fees	(11,280)	-	-	(4,300)	-	-
Net gain (loss) from commodity hedging and trading activities	-	-	-	-	-	-
Operating costs	(7,631)	-	-	(7,182)	-	-
Depreciation and amortization	(15,744)	-	-	(4,630)	-	-
Selling, general and administrative expenses	(7)	-	-	-	-	-
Franchise and revenue-based taxes	-	-	-	-	-	-
Goodwill impairment	-	-	-	-	-	-
Other income	61	-	-	338	-	-
Other deductions	(3)	-	-	-	-	-
Interest income	10	-	-	-	-	-
Interest expense and related charges	96	-	-	12	-	-
Reorganization items, net	3	-	-	-	-	-
Income (loss) before income taxes and equity in earnings of unconsolidated subsidiaries	6,429	-	-	(12,654)	-	-
Income tax (expense) benefit	(2,291)	-	-	4,472	-	-
Equity in earnings of unconsolidated subsidiaries (net of tax)	-	-	-	-	-	-
Net income (loss)	4,138	-	-	(8,182)	-	-

Note: The information contained herein is provided to fulfill the requirements of the Office of the United States Trustee. All information contained herein is unaudited and subject to future adjustment. Certain totals may not sum due to rounding.

UNITED STATES BANKRUPTCY COURT
DISTRICT OF DELAWAREIn re: **ENERGY FUTURE HOLDINGS CORP. et.al.,**
DebtorCase No.: 14-10979 (CSS)
Reporting period: April 29, 2014 - May 31, 2014**MOR 2 - STATEMENT OF OPERATIONS (Income Statements)**
(US dollars in thousands)

	Texas Competitive Electric Holdings Company LLC	Texas Electric Service Company, Inc.	Texas Energy Industries Company, Inc.	Texas Power & Light Company, Inc.	Texas Utilities Company, Inc.	Texas Utilities Electric Company, Inc.
Operating revenues	-	-	-	-	-	-
Fuel, purchased power costs and delivery fees	-	-	-	-	-	-
Net gain (loss) from commodity hedging and trading activities	(2,671)	-	-	-	-	-
Operating costs	-	-	-	-	-	-
Depreciation and amortization	-	-	-	-	-	-
Selling, general and administrative expenses	(549)	-	-	-	-	-
Franchise and revenue-based taxes	-	-	-	-	-	-
Goodwill impairment	-	-	-	-	-	-
Other income	12	-	-	-	-	-
Other deductions	-	-	-	-	-	-
Interest income	93	-	-	-	-	-
Interest expense and related charges	(116,481)	-	-	-	-	-
Reorganization items, net	(351,859)	-	-	-	-	-
Income (loss) before income taxes and equity in earnings of unconsolidated subsidiaries	(471,455)	-	-	-	-	-
Income tax (expense) benefit	141,043	-	-	-	-	-
Equity in earnings of unconsolidated subsidiaries (net of tax)	39,532	-	-	-	-	-
Net income (loss)	(290,880)	-	-	-	-	-

Note: The information contained herein is provided to fulfill the requirements of the Office of the United States Trustee. All information contained herein is unaudited and subject to future adjustment. Certain totals may not sum due to rounding.

UNITED STATES BANKRUPTCY COURT
DISTRICT OF DELAWAREIn re: **ENERGY FUTURE HOLDINGS CORP. et.al.,**
DebtorCase No.: 14-10979 (CSS)
Reporting period: April 29, 2014 - May 31, 2014**MOR 2 - STATEMENT OF OPERATIONS (Income Statements)**
(US dollars in thousands)

	Tradinghouse 3 & 4 Power Company LLC	Tradinghouse Power Company LLC	TXU Electric Company, Inc.	TXU Energy Receivables Company LLC	TXU Energy Retail Company LLC	TXU Energy Solutions Company LLC
Operating revenues	-	-	-	-	352,706	-
Fuel, purchased power costs and delivery fees	-	-	-	-	(240,374)	-
Net gain (loss) from commodity hedging and trading activities	-	-	-	-	(114,686)	-
Operating costs	-	-	-	-	193	-
Depreciation and amortization	-	-	-	-	(4,572)	-
Selling, general and administrative expenses	-	-	-	-	(30,508)	8
Franchise and revenue-based taxes	-	-	-	-	(6,445)	-
Goodwill impairment	-	-	-	-	-	-
Other income	-	-	-	-	82	-
Other deductions	-	(6)	-	-	-	-
Interest income	-	-	-	-	577	-
Interest expense and related charges	-	-	-	-	(24)	-
Reorganization items, net	-	-	-	-	11	-
Income (loss) before income taxes and equity in earnings of unconsolidated subsidiaries	-	(6)	-	-	(43,040)	8
Income tax (expense) benefit	-	2	-	-	14,612	(3)
Equity in earnings of unconsolidated subsidiaries (net of tax)	-	-	-	-	4	-
Net income (loss)	-	(4)	-	-	(28,424)	5

Note: The information contained herein is provided to fulfill the requirements of the Office of the United States Trustee. All information contained herein is unaudited and subject to future adjustment. Certain totals may not sum due to rounding.

UNITED STATES BANKRUPTCY COURT
DISTRICT OF DELAWAREIn re: **ENERGY FUTURE HOLDINGS CORP. et.al.,**
DebtorCase No.: 14-10979 (CSS)
Reporting period: April 29, 2014 - May 31, 2014**MOR 2 - STATEMENT OF OPERATIONS (Income Statements)**
(US dollars in thousands)

	TXU Receivables Company	TXU Retail Services Company	TXU SEM Company	Valley NG Power Company LLC	Valley Power Company LLC
Operating revenues	-	7,817	-	-	-
Fuel, purchased power costs and delivery fees	-	-	-	(91)	-
Net gain (loss) from commodity hedging and trading activities	-	-	-	-	-
Operating costs	-	-	-	(8)	-
Depreciation and amortization	-	-	-	(2)	-
Selling, general and administrative expenses	-	(7,817)	-	-	-
Franchise and revenue-based taxes	-	-	-	-	-
Goodwill impairment	-	-	-	-	-
Other income	-	-	-	-	-
Other deductions	-	-	-	-	-
Interest income	-	-	-	-	-
Interest expense and related charges	-	-	-	-	-
Reorganization items, net	-	-	-	-	-
Income (loss) before income taxes and equity in earnings of unconsolidated subsidiaries	-	-	-	(101)	-
Income tax (expense) benefit	-	(1)	-	36	-
Equity in earnings of unconsolidated subsidiaries (net of tax)	-	-	-	-	-
Net income (loss)	-	(1)	-	(65)	-

Note: The information contained herein is provided to fulfill the requirements of the Office of the United States Trustee. All information contained herein is unaudited and subject to future adjustment. Certain totals may not sum due to rounding.

In re: **ENERGY FUTURE HOLDINGS CORP. et.al.,**
Debtor

Case No.: 14-10979(CSS)
 Reporting period: April 29, 2014 - May 31, 2014

MOR 3 - BALANCE SHEETS
As at May 31, 2014
(US dollars in thousands)

	4Change Energy Company	4Change Energy Holdings LLC	Big Brown 3 Power Company LLC	Big Brown Lignite Company LLC	Big Brown Power Company LLC	Brighten Energy LLC	Brighten Holdings LLC	Collin Power Company LLC	Dallas Power & Light Company, Inc.
ASSETS									
Current assets:									
Cash and cash equivalents	2,438	-	-	-	-	-	-	-	-
Restricted cash	-	-	-	-	-	-	-	-	-
Trade accounts receivable - net	2,110	-	-	-	-	-	-	-	-
Income taxes receivable - net	-	-	-	-	-	-	-	-	-
Accounts receivable - affiliates	1	-	9	131	19,259	-	-	-	-
Advances to affiliates	-	-	-	166	12,090	-	-	-	-
Inventories	-	-	-	-	-	-	-	-	-
Commodity and other derivative contractual assets	-	-	-	-	-	-	-	-	-
Accumulated deferred income taxes	(18)	-	-	-	-	-	-	-	-
Margin deposits related to commodity positions	-	-	-	-	-	-	-	-	-
Other current assets	60	-	-	-	-	-	-	-	-
Total current assets	4,591	-	9	297	31,349	-	-	-	-
Restricted cash	-	-	-	-	-	-	-	-	-
Advances to affiliates	-	11,372	3	32,128	2,088,058	-	-	564	-
Receivable from unconsolidated subsidiary	-	-	-	-	-	-	-	-	-
Investment in unconsolidated subsidiary	-	(6,234)	-	-	-	-	(6,095)	-	-
Other investments	-	-	-	-	-	-	-	-	-
Property, plant and equipment - net	-	-	-	10,474	929,687	-	-	-	-
Goodwill	-	-	-	-	19,366	-	-	-	-
Identifiable intangible assets - net	-	-	-	-	-	-	-	-	-
Commodity and other derivative contractual assets	-	-	-	-	-	-	-	-	-
Accumulated deferred income taxes	6,644	865	637	31,919	(35,936)	3,206	1	672	-
Other noncurrent assets	-	-	-	-	-	-	-	-	-
Total assets	11,235	6,003	649	74,818	3,032,524	3,206	(6,094)	1,236	-
LIABILITIES AND MEMBERSHIP INTERESTS / EQUITY									
Current liabilities:									
Borrowings under credit facilities	-	-	-	-	-	-	-	-	-
Notes, loans and other debt	-	-	-	-	-	-	-	-	-
Trade accounts payable	582	(1)	-	-	-	1	-	-	-
Accounts payable - affiliates	2,068	-	-	-	1,517	-	-	-	-
Advances from affiliates	836	4	-	-	-	-	-	-	-
Notes payable to parent	-	-	-	-	-	-	-	-	-
Commodity and other derivative contractual liabilities	-	-	-	-	-	-	-	-	-
Margin deposits related to commodity positions	-	-	-	-	-	-	-	-	-
Accrued income taxes	(621)	302	(3)	12,290	20,428	(123)	(3)	4	-
Accrued taxes other than income	-	-	-	12	5,024	-	-	-	-
Accumulated deferred income taxes	(209)	-	-	(6)	(1,378)	-	-	(1)	-
Accrued interest	-	-	-	-	-	-	-	-	-
Other current liabilities	545	-	-	-	-	-	-	-	-
Total current liabilities	3,201	305	(3)	12,296	25,591	(122)	-	3	-
Accumulated deferred income taxes	(14)	-	(1,124)	(7,275)	274,060	5	-	(54)	-
Commodity and other derivative contractual liabilities	-	-	-	-	-	-	-	-	-
Advances from affiliates	-	-	-	-	-	-	-	-	-
Borrowings under debtor-in-possession credit facilities	-	-	-	-	-	-	-	-	-
Notes, loans and other debt	-	-	-	-	-	-	-	-	-
Liabilities subject to compromise	14,248	-	-	-	-	9,417	3	-	-
Other noncurrent liabilities and deferred credits	33	-	-	6,030	15,248	-	-	-	-
Total liabilities	17,468	305	(1,127)	11,051	314,899	9,300	3	(51)	-
Membership interests / equity:									
Membership interests / shareholders' equity	(6,233)	5,698	1,776	63,767	2,717,625	(6,094)	(6,097)	1,287	-
Total liabilities and membership interests / equity	11,235	6,003	649	74,818	3,032,524	3,206	(6,094)	1,236	-

Note: The information contained herein is provided to fulfill the requirements of the Office of the United States Trustee. All information contained herein is unaudited and subject to future adjustment. Certain totals may not sum due to rounding.

in re: **ENERGY FUTURE HOLDINGS CORP. et al.,**
Debtor

Case No.: 14-10979(CSS)
 Reporting period: April 29, 2014 - May 31, 2014

MOR 3 - BALANCE SHEETS
As at May 31, 2014
(US dollars in thousands)

	DeCordova II Power Company LLC	DeCordova Power Company LLC	Eagle Mountain Power Company LLC	Ebasco Services of Canada Ltd.	EEC Holdings, Inc.	EECI, Inc.	EFH Australia (No. 2) Holdings Company	EFH CG Holdings Company LP
ASSETS								
Current assets:								
Cash and cash equivalents	-	-	-	-	-	-	-	-
Restricted cash	-	-	-	-	-	-	-	-
Trade accounts receivable - net	-	-	-	-	-	-	-	-
Income taxes receivable - net	-	-	-	-	-	-	-	-
Accounts receivable - affiliates	-	1,373	-	-	151	-	-	-
Advances to affiliates	-	1,039	-	-	-	-	-	-
Inventories	-	-	-	-	-	-	-	-
Commodity and other derivative contractual assets	-	-	-	-	-	-	-	-
Accumulated deferred income taxes	-	-	-	-	-	-	-	-
Margin deposits related to commodity positions	-	-	-	-	-	-	-	-
Other current assets	-	-	-	-	-	-	-	-
Total current assets	-	2,412	-	-	151	-	-	-
Restricted cash	-	-	-	-	-	-	-	-
Advances to affiliates	-	-	-	-	403,908	83,707	1	-
Receivable from unconsolidated subsidiary	-	-	-	-	-	-	-	-
Investment in unconsolidated subsidiary	-	-	-	-	81,729	-	-	-
Other investments	-	-	-	-	-	-	-	-
Property, plant and equipment - net	-	3,666	-	-	-	-	-	366
Goodwill	-	-	-	-	-	-	-	-
Identifiable intangible assets - net	-	-	-	-	-	-	-	-
Commodity and other derivative contractual assets	-	-	-	-	-	-	-	-
Accumulated deferred income taxes	-	5,698	-	-	55	-	-	580
Other noncurrent assets	-	-	-	-	-	-	-	-
Total assets	-	11,776	-	-	485,843	83,707	1	946
LIABILITIES AND MEMBERSHIP INTERESTS / EQUITY								
Current liabilities:								
Borrowings under credit facilities	-	-	-	-	-	-	-	-
Notes, loans and other debt	-	-	-	-	-	-	-	-
Trade accounts payable	-	-	-	-	-	-	-	-
Accounts payable - affiliates	-	-	-	-	6	151	-	-
Advances from affiliates	-	-	-	-	152	-	-	-
Notes payable to parent	-	-	-	-	-	-	-	-
Commodity and other derivative contractual liabilities	-	-	-	-	-	-	-	-
Margin deposits related to commodity positions	-	-	-	-	-	-	-	-
Accrued income taxes	-	275	-	-	9,674	-	-	-
Accrued taxes other than income	-	27	-	-	-	-	-	131
Accumulated deferred income taxes	-	-	-	-	(21)	-	-	-
Accrued interest	-	-	-	-	-	-	-	-
Other current liabilities	-	-	-	-	-	291	-	-
Total current liabilities	-	302	-	-	9,811	442	-	131
Accumulated deferred income taxes	-	1,632	-	-	-	-	-	-
Commodity and other derivative contractual liabilities	-	-	-	-	-	-	-	-
Advances from affiliates	-	-	-	-	-	-	-	-
Borrowings under debtor-in-possession credit facilities	-	-	-	-	-	-	-	-
Notes, loans and other debt	-	-	-	-	-	-	-	-
Liabilities subject to compromise	-	30,858	-	1,537	-	-	1,580	1
Other noncurrent liabilities and deferred credits	-	273	-	-	-	-	-	-
Total liabilities	-	33,065	-	1,537	9,811	442	1,580	132
Membership interests / equity:								
Membership interests / shareholders' equity	-	(21,289)	-	(1,537)	476,032	83,265	(1,579)	814
Total liabilities and membership interests / equity	-	11,776	-	-	485,843	83,707	1	946

Note: The information contained herein is provided to fulfill the requirements of the Office of the United States Trustee. All information contained herein is unaudited and subject to future adjustment. Certain totals may not sum due to rounding.

in re: **ENERGY FUTURE HOLDINGS CORP. et al.,**
Debtor

Case No.: 14-10979(CSS)
 Reporting period: April 29, 2014 - May 31, 2014

MOR 3 - BALANCE SHEETS
As at May 31, 2014
(US dollars in thousands)

	EFH CG Management Company LLC	EFH Corporate Services Company	EFH Finance (No. 2) Holdings Company	EFH FS Holdings Company	EFH Renewables Company LLC	EFIH Finance Inc.	Energy Future Competitive Holdings Company LLC	Energy Future Holdings Corp.
ASSETS								
Current assets:								
Cash and cash equivalents	-	29,829	-	-	-	-	4	247,981
Restricted cash	-	4,415	-	-	-	-	-	-
Trade accounts receivable - net	-	50	-	-	-	-	-	1,140
Income taxes receivable - net	-	-	-	-	-	-	-	-
Accounts receivable - affiliates	23	14,688	38,412	-	-	-	-	16,771
Advances to affiliates	51	35,935	-	-	-	-	1,026	144,325
Inventories	-	-	-	-	-	-	-	-
Commodity and other derivative contractual assets	-	-	-	-	-	-	-	-
Accumulated deferred income taxes	-	7,640	-	-	-	-	(86)	36,352
Margin deposits related to commodity positions	-	-	-	-	-	-	-	-
Other current assets	-	10,695	-	-	-	-	-	13,140
Total current assets	74	103,252	38,412	-	-	-	944	459,709
Restricted cash	-	-	-	-	-	-	-	-
Advances to affiliates	20,149	27,442	85,316	1,473,588	-	-	31,525	1,551,002
Receivable from unconsolidated subsidiary	-	-	-	-	-	-	-	846,730
Investment in unconsolidated subsidiary	642	(4,120)	-	-	-	-	(13,058,576)	(11,775,997)
Other investments	-	1,057	-	-	-	-	-	91,615
Property, plant and equipment - net	-	51,985	-	-	-	-	-	-
Goodwill	-	-	-	-	-	-	-	-
Identifiable intangible assets - net	-	15,947	-	-	-	-	-	-
Commodity and other derivative contractual assets	-	-	-	-	-	-	-	-
Accumulated deferred income taxes	(26,066)	60,476	-	-	-	-	8,361	(514,449)
Other noncurrent assets	-	2,222	-	-	-	-	-	7,377
Total assets	(5,201)	258,261	123,728	1,473,588	-	-	(13,017,746)	(9,334,013)
LIABILITIES AND MEMBERSHIP INTERESTS / EQUITY								
Current liabilities:								
Borrowings under credit facilities	-	-	-	-	-	-	-	-
Notes, loans and other debt	-	-	-	-	-	-	-	-
Trade accounts payable	-	13,277	-	-	-	-	-	275
Accounts payable - affiliates	-	17,276	-	38,412	-	-	-	2,276
Advances from affiliates	-	51	-	1,012	-	-	1,026	43,335
Notes payable to parent	-	-	-	-	-	-	-	-
Commodity and other derivative contractual liabilities	-	-	-	-	-	-	-	-
Margin deposits related to commodity positions	-	-	-	-	-	-	-	-
Accrued income taxes	(636)	3,252	-	56,821	-	-	(2,110)	(77,134)
Accrued taxes other than income	-	307	-	-	-	-	-	57
Accumulated deferred income taxes	(1)	42	-	-	-	-	(2,172)	48,738
Accrued interest	-	-	-	-	-	-	1,803	-
Other current liabilities	-	21,605	-	-	-	-	-	27,193
Total current liabilities	(637)	55,810	-	96,245	-	-	(1,453)	44,740
Accumulated deferred income taxes	(133)	45,621	-	-	-	-	1,253	(135,306)
Commodity and other derivative contractual liabilities	-	-	-	-	-	-	-	-
Advances from affiliates	-	-	-	-	-	-	-	11,080
Borrowings under debtor-in-possession credit facilities	-	-	-	-	-	-	-	-
Notes, loans and other debt	-	-	-	-	-	-	-	-
Liabilities subject to compromise	-	83,338	10,735	-	-	-	195,036	4,017,887
Other noncurrent liabilities and deferred credits	-	52,271	-	416	-	-	8,644	1,042,551
Total liabilities	(770)	237,040	10,735	96,661	-	-	203,480	4,980,952
Membership interests / equity:								
Membership interests / shareholders' equity	(4,431)	21,221	112,993	1,376,927	-	-	(13,221,226)	(14,314,965)
Total liabilities and membership interests / equity	(5,201)	258,261	123,728	1,473,588	-	-	(13,017,746)	(9,334,013)

Note: The information contained herein is provided to fulfill the requirements of the Office of the United States Trustee. All information contained herein is unaudited and subject to future adjustment. Certain totals may not sum due to rounding.

in re: **ENERGY FUTURE HOLDINGS CORP. et al.,**
Debtor

Case No.: 14-10979(CSS)
 Reporting period: April 29, 2014 - May 31, 2014

MOR 3 - BALANCE SHEETS
As at May 31, 2014
(US dollars in thousands)

	Energy Future Intermediate Holding Company LLC	Generation Development Company LLC	Generation MT Company LLC	Generation SVC Company	Lake Creek 3 Power Company LLC	Lone Star Energy Company, Inc.	Lone Star Pipeline Company, Inc.	LSGT Gas Company LLC
ASSETS								
Current assets:								
Cash and cash equivalents	148,038	1	-	-	-	-	-	-
Restricted cash	-	-	-	-	-	-	-	-
Trade accounts receivable - net	-	-	-	-	-	-	-	-
Income taxes receivable - net	-	-	-	-	-	-	-	-
Accounts receivable - affiliates	-	32	-	-	-	-	-	564
Advances to affiliates	-	-	-	4	-	-	-	212
Inventories	-	-	-	-	-	-	-	-
Commodity and other derivative contractual assets	-	-	-	-	-	-	-	-
Accumulated deferred income taxes	-	-	-	-	-	-	-	(140)
Margin deposits related to commodity positions	-	-	-	-	-	-	-	-
Other current assets	6,902	-	-	-	-	-	-	65
Total current assets	154,940	33	-	4	-	-	-	701
Restricted cash	-	-	-	-	-	-	-	-
Advances to affiliates	3,231	-	16,664	-	-	-	-	563,986
Receivable from unconsolidated subsidiary	-	-	-	-	-	-	-	-
Investment in unconsolidated subsidiary	5,993,571	-	-	-	-	-	-	952,484
Other investments	634,972	-	-	-	-	-	-	1,333
Property, plant and equipment - net	-	1,427	-	-	-	-	-	-
Goodwill	-	-	-	-	-	-	-	-
Identifiable intangible assets - net	-	-	-	-	-	-	-	-
Commodity and other derivative contractual assets	-	-	-	-	-	-	-	-
Accumulated deferred income taxes	(7)	193,192	(113)	1,442	-	-	-	174,319
Other noncurrent assets	-	5,000	-	-	-	-	-	-
Total assets	6,786,707	199,652	16,551	1,446	-	-	-	1,692,823
LIABILITIES AND MEMBERSHIP INTERESTS / EQUITY								
Current liabilities:								
Borrowings under credit facilities	-	-	-	-	-	-	-	-
Notes, loans and other debt	-	-	-	-	-	-	-	-
Trade accounts payable	32	-	-	-	-	-	-	-
Accounts payable - affiliates	325	28	-	-	-	-	-	165
Advances from affiliates	-	36	6	-	-	-	-	-
Notes payable to parent	-	-	-	-	-	-	-	-
Commodity and other derivative contractual liabilities	-	-	-	-	-	-	-	-
Margin deposits related to commodity positions	-	-	-	-	-	-	-	-
Accrued income taxes	-	(17,266)	439	(28)	-	-	-	(4,886)
Accrued taxes other than income	-	-	-	-	-	-	-	(1)
Accumulated deferred income taxes	(46)	2	-	-	-	-	-	(199)
Accrued interest	-	-	-	-	-	-	-	-
Other current liabilities	-	-	-	-	-	-	-	5
Total current liabilities	311	(17,200)	445	(28)	-	-	-	(4,916)
Accumulated deferred income taxes	(36,566)	(29,799)	-	-	-	-	-	(3,404)
Commodity and other derivative contractual liabilities	-	-	-	-	-	-	-	-
Advances from affiliates	-	-	-	-	-	-	-	-
Borrowings under debtor-in-possession credit facilities	-	-	-	-	-	-	-	-
Notes, loans and other debt	-	-	-	-	-	-	-	-
Liabilities subject to compromise	8,066,801	1,382,761	-	4,280	-	-	-	992,879
Other noncurrent liabilities and deferred credits	-	22	-	-	-	-	-	2,636
Total liabilities	8,030,546	1,335,784	445	4,252	-	-	-	987,195
Membership interests / equity:								
Membership interests / shareholders' equity	(1,243,839)	(1,136,132)	16,106	(2,806)	-	-	-	705,628
Total liabilities and membership interests / equity	6,786,707	199,652	16,551	1,446	-	-	-	1,692,823

Note: The information contained herein is provided to fulfill the requirements of the Office of the United States Trustee. All information contained herein is unaudited and subject to future adjustment. Certain totals may not sum due to rounding.

in re: **ENERGY FUTURE HOLDINGS CORP. et al.,**
Debtor

Case No.: 14-10979(CSS)
Reporting period: April 29, 2014 - May 31, 2014

MOR 3 - BALANCE SHEETS
As at May 31, 2014
(US dollars in thousands)

	LSGT SACROC, Inc.	Luminant Big Brown Mining Company LLC	Luminant Energy Company LLC	Luminant Energy Trading California Company	Luminant ET Services Company	Luminant Generation Company LLC	Luminant Holding Company LLC	Luminant Mineral Development Company LLC
ASSETS								
Current assets:								
Cash and cash equivalents	-	-	426	-	-	135	-	-
Restricted cash	-	-	19	-	-	-	-	-
Trade accounts receivable - net	-	-	96,115	-	561	31,310	-	39
Income taxes receivable - net	-	-	-	-	-	-	-	-
Accounts receivable - affiliates	-	7,119	182,450	-	2,341	139,411	340	270
Advances to affiliates	-	-	50,425	-	30	-	-	-
Inventories	-	-	67,135	-	-	266,547	-	-
Commodity and other derivative contractual assets	-	-	573,091	-	-	6,767	-	-
Accumulated deferred income taxes	-	183	3,789	-	-	(1,591)	282	-
Margin deposits related to commodity positions	-	-	143,860	-	-	-	-	-
Other current assets	-	11	8,310	-	12	37,019	-	-
Total current assets	-	7,313	1,125,620	-	2,944	479,598	622	309
Restricted cash	-	-	-	-	-	-	-	-
Advances to affiliates	502,115	10,679	1,780,863	-	-	4,877,068	681,588	100,399
Receivable from unconsolidated subsidiary	-	-	-	-	-	-	-	-
Investment in unconsolidated subsidiary	-	-	(11,442)	-	-	59,359	17,480,269	-
Other investments	-	-	-	-	-	832,787	-	409
Property, plant and equipment - net	-	74,516	1,266	-	-	11,126,079	-	-
Goodwill	-	-	-	-	-	-	-	-
Identifiable intangible assets - net	-	1,604	257,577	-	-	200,900	-	7,962
Commodity and other derivative contractual assets	-	-	14,871	-	-	1,546	-	-
Accumulated deferred income taxes	-	6,617	(92,982)	5	7,102	139,486	328,919	(3,220)
Other noncurrent assets	-	(3)	(3)	-	-	4,427	-	-
Total assets	502,115	100,726	3,075,770	5	10,046	17,721,250	18,491,398	105,859
LIABILITIES AND MEMBERSHIP INTERESTS / EQUITY								
Current liabilities:								
Borrowings under credit facilities	-	-	-	-	-	-	-	-
Notes, loans and other debt	-	970	-	-	-	2,143	-	-
Trade accounts payable	-	549	71,189	-	91	55,031	2	1
Accounts payable - affiliates	-	6,901	215,181	-	2,553	101,759	1,978	-
Advances from affiliates	-	755	-	-	-	23,784	59	9
Notes payable to parent	-	-	-	-	-	-	-	-
Commodity and other derivative contractual liabilities	-	-	743,917	-	-	8,947	-	-
Margin deposits related to commodity positions	-	-	-	-	-	-	-	-
Accrued income taxes	22,420	453	(307,352)	-	(57)	(7,860)	6,196	3,293
Accrued taxes other than income	-	353	854	-	26	31,006	27	194
Accumulated deferred income taxes	(50)	-	(7,989)	-	9	(2,200)	(1,519)	(18)
Accrued interest	-	2	-	-	-	264	-	-
Other current liabilities	-	13,458	6,470	-	7	18,352	206	-
Total current liabilities	22,370	23,441	722,270	-	2,629	231,226	6,949	3,479
Accumulated deferred income taxes	-	6,975	(105,839)	-	-	3,134,081	-	(1,589)
Commodity and other derivative contractual liabilities	-	-	65,349	-	-	1,098	-	-
Advances from affiliates	-	-	-	-	-	-	-	-
Borrowings under debtor-in-possession credit facilities	-	-	-	-	-	-	-	-
Notes, loans and other debt	-	2,371	-	-	-	35,667	-	-
Liabilities subject to compromise	-	1,689	53,823	-	18,817	1,490,430	37	-
Other noncurrent liabilities and deferred credits	275	(118)	849	-	-	1,561,141	54	-
Total liabilities	22,645	34,358	736,452	-	21,446	6,453,643	7,040	1,890
Membership interests / equity:								
Membership interests / shareholders' equity	479,470	66,368	2,339,318	5	(11,400)	11,267,607	18,484,358	103,969
Total liabilities and membership interests / equity	502,115	100,726	3,075,770	5	10,046	17,721,250	18,491,398	105,859

Note: The information contained herein is provided to fulfill the requirements of the Office of the United States Trustee. All information contained herein is unaudited and subject to future adjustment. Certain totals may not sum due to rounding.

in re: **ENERGY FUTURE HOLDINGS CORP. et al.,**
Debtor

Case No.: 14-10979(CSS)
 Reporting period: April 29, 2014 - May 31, 2014

MOR 3 - BALANCE SHEETS
As at May 31, 2014
(US dollars in thousands)

	Luminant Mining Company LLC	Luminant Renewables Company LLC	Martin Lake 4 Power Company LLC	Monticello 4 Power Company LLC	Morgan Creek 7 Power Company LLC	NCA Development Company LLC	NCA Resources Development Company LLC	Oak Grove Management Company LLC
ASSETS								
Current assets:								
Cash and cash equivalents	10	-	-	-	-	-	-	-
Restricted cash	25	-	-	-	-	-	-	-
Trade accounts receivable - net	28,636	-	-	-	-	-	-	1,444
Income taxes receivable - net	-	-	-	-	-	-	-	-
Accounts receivable - affiliates	38,228	-	-	-	-	-	16	41,768
Advances to affiliates	18,617	-	-	-	-	-	-	26,397
Inventories	42,579	-	-	-	-	-	-	42,315
Commodity and other derivative contractual assets	-	-	-	-	-	-	-	-
Accumulated deferred income taxes	(5,888)	-	-	-	-	-	-	1,135
Margin deposits related to commodity positions	-	-	-	-	-	-	-	-
Other current assets	2,541	-	-	-	-	-	-	1,430
Total current assets	124,748	-	-	-	-	-	16	114,489
Restricted cash	-	-	-	-	-	-	-	-
Advances to affiliates	91,508	-	-	-	-	-	40,492	426
Receivable from unconsolidated subsidiary	-	-	-	-	-	-	-	-
Investment in unconsolidated subsidiary	-	-	-	-	-	-	-	-
Other investments	20,561	-	-	-	-	-	655	-
Property, plant and equipment - net	653,302	-	-	-	-	-	5,445	3,109,490
Goodwill	-	-	-	-	-	-	-	-
Identifiable intangible assets - net	76,913	-	-	-	-	-	-	12,101
Commodity and other derivative contractual assets	-	-	-	-	-	-	-	-
Accumulated deferred income taxes	29,267	767	-	-	-	-	36	280,471
Other noncurrent assets	5,587	-	-	-	-	-	6	1,992
Total assets	1,001,886	767	-	-	-	-	46,650	3,518,969
LIABILITIES AND MEMBERSHIP INTERESTS / EQUITY								
Current liabilities:								
Borrowings under credit facilities	-	-	-	-	-	-	-	-
Notes, loans and other debt	1,891	-	-	-	-	-	-	808
Trade accounts payable	21,693	-	-	-	-	-	223	11,809
Accounts payable - affiliates	10,228	-	-	-	-	-	317	5,110
Advances from affiliates	-	-	-	-	-	-	65	-
Notes payable to parent	-	-	-	-	-	-	-	-
Commodity and other derivative contractual liabilities	-	-	-	-	-	-	-	-
Margin deposits related to commodity positions	-	-	-	-	-	-	-	-
Accrued income taxes	9,790	(15)	-	-	-	-	(78)	(15,926)
Accrued taxes other than income	3,368	-	-	-	-	-	1	10,046
Accumulated deferred income taxes	76	-	-	-	-	-	(9)	-
Accrued interest	7	-	-	-	-	-	-	1
Other current liabilities	51,080	-	-	-	-	-	-	11,308
Total current liabilities	98,133	(15)	-	-	-	-	519	23,156
Accumulated deferred income taxes	109,962	-	(155)	(26)	-	-	281	544,357
Commodity and other derivative contractual liabilities	-	-	-	-	-	-	-	-
Advances from affiliates	-	-	-	-	-	-	-	-
Borrowings under debtor-in-possession credit facilities	-	-	-	-	-	-	-	-
Notes, loans and other debt	3,416	-	-	-	-	-	-	1,150
Liabilities subject to compromise	38,433	2,264	-	-	-	-	208	2,401,035
Other noncurrent liabilities and deferred credits	23,226	-	-	-	-	-	-	(530)
Total liabilities	273,170	2,249	(155)	(26)	-	-	1,008	2,969,168
Membership interests / equity:								
Membership interests / shareholders' equity	728,716	(1,482)	155	26	-	-	45,642	549,801
Total liabilities and membership interests / equity	1,001,886	767	-	-	-	-	46,650	3,518,969

Note: The information contained herein is provided to fulfill the requirements of the Office of the United States Trustee. All information contained herein is unaudited and subject to future adjustment. Certain totals may not sum due to rounding.

in re: **ENERGY FUTURE HOLDINGS CORP. et.al.,**
Debtor

Case No.: 14-10979(CSS)
 Reporting period: April 29, 2014 - May 31, 2014

MOR 3 - BALANCE SHEETS
As at May 31, 2014
(US dollars in thousands)

	Oak Grove Mining Company LLC	Oak Grove Power Company LLC	Sandow Power Company LLC	Southwestern Electric Service Company, Inc.	TCEH Finance, Inc.	Texas Competitive Electric Holdings Company LLC	Texas Electric Service Company, Inc.	Texas Energy Industries Company, Inc.
ASSETS								
Current assets:								
Cash and cash equivalents	-	-	-	-	-	1,190,340	-	-
Restricted cash	-	-	-	-	-	-	-	-
Trade accounts receivable - net	-	-	7,372	-	-	-	-	-
Income taxes receivable - net	-	-	-	-	-	-	-	-
Accounts receivable - affiliates	-	65	3,149	-	-	58,294	-	-
Advances to affiliates	-	62	-	-	-	38,730	-	-
Inventories	-	-	9,949	-	-	-	-	-
Commodity and other derivative contractual assets	-	-	-	-	-	29	-	-
Accumulated deferred income taxes	-	-	141	-	-	(278)	-	-
Margin deposits related to commodity positions	-	-	-	-	-	-	-	-
Other current assets	-	-	2,939	-	-	12,117	-	-
Total current assets	-	127	23,550	-	-	1,299,232	-	-
Restricted cash	-	-	-	-	-	642,707	-	-
Advances to affiliates	-	16,975	94,337	-	-	4,299,279	-	-
Receivable from unconsolidated subsidiary	-	-	-	-	-	-	-	-
Investment in unconsolidated subsidiary	-	-	-	-	-	23,700,347	-	-
Other investments	-	-	-	-	-	-	-	-
Property, plant and equipment - net	21,767	15,588	1,181,742	-	-	16,610	-	-
Goodwill	-	-	-	-	-	3,951,756	-	-
Identifiable intangible assets - net	-	-	74	-	-	-	-	-
Commodity and other derivative contractual assets	-	-	-	-	-	-	-	-
Accumulated deferred income taxes	237	-	198,652	-	-	3,892	-	-
Other noncurrent assets	-	-	62	-	-	445	-	-
Total assets	22,004	32,690	1,498,417	-	-	33,914,268	-	-
LIABILITIES AND MEMBERSHIP INTERESTS / EQUITY								
Current liabilities:								
Borrowings under credit facilities	-	-	-	-	-	-	-	-
Notes, loans and other debt	-	-	-	-	-	-	-	-
Trade accounts payable	-	-	7,983	-	-	128	-	-
Accounts payable - affiliates	-	2	5,438	-	-	301	-	-
Advances from affiliates	-	-	4,681	-	-	254,007	-	-
Notes payable to parent	-	-	-	-	-	-	-	-
Commodity and other derivative contractual liabilities	-	-	-	-	-	29	-	-
Margin deposits related to commodity positions	-	-	-	-	-	-	-	-
Accrued income taxes	(21)	153	(27,902)	-	-	125,861	-	-
Accrued taxes other than income	-	-	3,260	-	-	-	-	-
Accumulated deferred income taxes	(1)	(2)	-	-	-	(117,405)	-	-
Accrued interest	-	-	-	-	-	112,683	-	-
Other current liabilities	-	-	-	-	-	143	-	-
Total current liabilities	(22)	153	(6,540)	-	-	375,747	-	-
Accumulated deferred income taxes	(1,288)	(1,652)	152,503	-	-	(571,074)	-	-
Commodity and other derivative contractual liabilities	-	-	-	-	-	-	-	-
Advances from affiliates	-	-	-	-	-	-	-	-
Borrowings under debtor-in-possession credit facilities	-	-	-	-	-	700,000	-	-
Notes, loans and other debt	-	-	-	-	-	-	-	-
Liabilities subject to compromise	2,795	2,662	1,778,188	-	-	46,443,228	-	-
Other noncurrent liabilities and deferred credits	-	-	174	-	-	24,944	-	-
Total liabilities	1,485	1,163	1,924,325	-	-	46,972,845	-	-
Membership interests / equity:								
Membership interests / shareholders' equity	20,519	31,527	(425,908)	-	-	(13,058,577)	-	-
Total liabilities and membership interests / equity	22,004	32,690	1,498,417	-	-	33,914,268	-	-

Note: The information contained herein is provided to fulfill the requirements of the Office of the United States Trustee. All information contained herein is unaudited and subject to future adjustment. Certain totals may not sum due to rounding.

in re: **ENERGY FUTURE HOLDINGS CORP. et.al.,**
Debtor

Case No.: 14-10979(CSS)
 Reporting period: April 29, 2014 - May 31, 2014

MOR 3 - BALANCE SHEETS
As at May 31, 2014
(US dollars in thousands)

	Texas Power & Light Company, Inc.	Texas Utilities Company, Inc.	Texas Utilities Electric Company, Inc.	Tradinghouse 3 & 4 Power Company LLC	Tradinghouse Power Company LLC	TXU Electric Company, Inc.	TXU Energy Receivables Company LLC	TXU Energy Retail Company LLC
ASSETS								
Current assets:								
Cash and cash equivalents	-	-	-	-	-	-	9	19,013
Restricted cash	-	-	-	-	-	-	-	-
Trade accounts receivable - net	-	-	-	-	-	-	-	425,797
Income taxes receivable - net	-	-	-	-	-	-	-	-
Accounts receivable - affiliates	-	-	-	-	-	-	-	336
Advances to affiliates	-	-	-	-	-	-	-	147,865
Inventories	-	-	-	-	-	-	-	2,544
Commodity and other derivative contractual assets	-	-	-	-	-	-	-	157,197
Accumulated deferred income taxes	-	-	-	-	-	-	-	13,535
Margin deposits related to commodity positions	-	-	-	-	-	-	-	-
Other current assets	-	-	-	-	-	-	-	41,840
Total current assets	-	-	-	-	-	-	9	808,127
Restricted cash	-	-	-	-	-	-	-	-
Advances to affiliates	-	-	-	-	18,262	-	-	4,379,696
Receivable from unconsolidated subsidiary	-	-	-	-	-	-	-	-
Investment in unconsolidated subsidiary	-	-	-	-	-	-	-	57,567
Other investments	-	-	-	-	-	-	-	-
Property, plant and equipment - net	-	-	-	-	7,700	-	-	20,722
Goodwill	-	-	-	-	-	-	-	-
Identifiable intangible assets - net	-	-	-	-	-	-	-	1,100,079
Commodity and other derivative contractual assets	-	-	-	-	-	-	-	70,893
Accumulated deferred income taxes	-	-	-	-	1,070	-	-	(372,566)
Other noncurrent assets	-	-	-	-	-	-	-	-
Total assets	-	-	-	-	27,032	-	9	6,064,518
LIABILITIES AND MEMBERSHIP INTERESTS / EQUITY								
Current liabilities:								
Borrowings under credit facilities	-	-	-	-	-	-	-	-
Notes, loans and other debt	-	-	-	-	-	-	-	-
Trade accounts payable	-	-	-	-	-	-	-	77,855
Accounts payable - affiliates	-	-	-	-	-	-	-	339,482
Advances from affiliates	-	-	-	-	2	-	-	2,626
Notes payable to parent	-	-	-	-	-	-	-	-
Commodity and other derivative contractual liabilities	-	-	-	-	-	-	-	84,352
Margin deposits related to commodity positions	-	-	-	-	-	-	-	-
Accrued income taxes	-	-	-	-	93	-	-	185,048
Accrued taxes other than income	-	-	-	-	56	-	-	7,575
Accumulated deferred income taxes	-	-	-	-	-	-	-	(7,320)
Accrued interest	-	-	-	-	-	-	-	-
Other current liabilities	-	-	-	-	-	-	-	88,751
Total current liabilities	-	-	-	-	151	-	-	778,369
Accumulated deferred income taxes	-	-	-	-	5,185	-	-	52,756
Commodity and other derivative contractual liabilities	-	-	-	-	-	-	-	7,103
Advances from affiliates	-	-	-	-	-	-	-	-
Borrowings under debtor-in-possession credit facilities	-	-	-	-	-	-	-	-
Notes, loans and other debt	-	-	-	-	-	-	-	-
Liabilities subject to compromise	-	-	-	-	-	-	-	14,219
Other noncurrent liabilities and deferred credits	-	-	-	-	431	-	-	17,852
Total liabilities	-	-	-	-	5,767	-	-	870,299
Membership interests / equity:								
Membership interests / shareholders' equity	-	-	-	-	21,265	-	9	5,194,219
Total liabilities and membership interests / equity	-	-	-	-	27,032	-	9	6,064,518

Note: The information contained herein is provided to fulfill the requirements of the Office of the United States Trustee. All information contained herein is unaudited and subject to future adjustment. Certain totals may not sum due to rounding.

in re: **ENERGY FUTURE HOLDINGS CORP. et al.,**
Debtor

Case No.: 14-10979(CSS)
Reporting period: April 29, 2014 - May 31, 2014

MOR 3 - BALANCE SHEETS
As at May 31, 2014
(US dollars in thousands)

	TXU Energy Solutions Company LLC	TXU Receivables Company	TXU Retail Services Company	TXU SEM Company	Valley NG Power Company LLC	Valley Power Company LLC
ASSETS						
Current assets:						
Cash and cash equivalents	-	-	-	-	-	-
Restricted cash	-	-	-	-	-	-
Trade accounts receivable - net	-	-	255	-	-	-
Income taxes receivable - net	-	-	-	-	-	-
Accounts receivable - affiliates	-	-	7,865	-	-	-
Advances to affiliates	36	-	-	-	-	-
Inventories	-	-	-	-	-	-
Commodity and other derivative contractual assets	-	-	-	-	-	-
Accumulated deferred income taxes	4	-	(1,443)	-	-	-
Margin deposits related to commodity positions	-	-	-	-	-	-
Other current assets	-	-	-	-	-	-
Total current assets	40	-	6,677	-	-	-
Restricted cash	-	-	-	-	-	-
Advances to affiliates	35,187	-	2,446	104,707	-	-
Receivable from unconsolidated subsidiary	-	-	-	-	-	-
Investment in unconsolidated subsidiary	103,036	-	-	-	-	-
Other investments	-	-	-	-	-	-
Property, plant and equipment - net	-	-	-	-	4,541	-
Goodwill	-	-	-	-	-	-
Identifiable intangible assets - net	-	-	-	-	-	-
Commodity and other derivative contractual assets	-	-	-	-	-	-
Accumulated deferred income taxes	25,580	-	13,774	126	2,901	-
Other noncurrent assets	-	-	3	-	-	-
Total assets	163,843	-	22,900	104,833	7,442	-
LIABILITIES AND MEMBERSHIP INTERESTS / EQUITY						
Current liabilities:						
Borrowings under credit facilities	-	-	-	-	-	-
Notes, loans and other debt	-	-	-	-	-	-
Trade accounts payable	3	-	516	-	-	-
Accounts payable - affiliates	88	-	3,410	-	91	-
Advances from affiliates	142	-	1,026	36	2	-
Notes payable to parent	-	-	-	-	-	-
Commodity and other derivative contractual liabilities	-	-	-	-	-	-
Margin deposits related to commodity positions	-	-	-	-	-	-
Accrued income taxes	3,270	-	637	1,772	(97)	-
Accrued taxes other than income	1	-	78	-	72	-
Accumulated deferred income taxes	-	-	-	-	-	-
Accrued interest	-	-	-	-	-	-
Other current liabilities	-	-	2,683	-	-	-
Total current liabilities	3,504	-	8,350	1,808	68	-
Accumulated deferred income taxes	(61)	-	(3)	(11)	247	-
Commodity and other derivative contractual liabilities	-	-	-	-	-	-
Advances from affiliates	-	-	-	-	-	-
Borrowings under debtor-in-possession credit facilities	-	-	-	-	-	-
Notes, loans and other debt	-	-	-	-	-	-
Liabilities subject to compromise	104,707	-	8,953	-	1,974	-
Other noncurrent liabilities and deferred credits	-	-	3,683	-	475	-
Total liabilities	108,150	-	20,983	1,797	2,764	-
Membership interests / equity:						
Membership interests / shareholders' equity	55,693	-	1,917	103,036	4,678	-
Total liabilities and membership interests / equity	163,843	-	22,900	104,833	7,442	-

Note: The information contained herein is provided to fulfill the requirements of the Office of the United States Trustee. All information contained herein is unaudited and subject to future adjustment. Certain totals may not sum due to rounding.

UNITED STATES BANKRUPTCY COURT
DISTRICT OF DELAWARE

In re: ENERGY FUTURE HOLDINGS CORP., et. al.
Debtor

Case No. 14-10979
Reporting Period: 4/29/2014 - 5/31/2014

MOR-4: STATUS OF POST-PETITION TAXES

FEDERAL	Beginning Tax Liability	Amount Withheld or Accrued	Amount Paid	Date Paid	Check No. or EFT	Ending Tax Liability
See attached rider						

MOR-4: SUMMARY OF UNPAID POST-PETITION DEBTS
(US Dollars in thousands)

Debtor name	Current	NUMBER OF DAYS PAST DUE			Total
		0-30	31-60	Over 60	
4Change Energy Company	509	323			832
Brighten Energy LLC	1				1
EFH Corporate Services Company	3,137	1,038			4,175
Energy Future Intermediate Holding Company LLC		1			1
Generation Development Company LLC	-				-
LSGT Gas Company LLC	-	-			-
Luminant Big Brown Mining Company LLC	192				192
Luminant Energy Company LLC	34,738	1,614			36,352
Luminant ET Services Company	394	40			434
Luminant Generation Company LLC	33,890	2,181			36,071
Luminant Mineral Development Company LLC		1			1
Luminant Mining Company LLC	6,558	1,087			7,645
NCA Resources Development Company LLC		7			7
Oak Grove Management Company LLC	3,879	527			4,406
Sandow Power Company LLC	7,298	1,301			8,599
Texas Competitive Electric Holdings Company LLC	3	44			47
TXU Energy Retail Company LLC	103,397	66,466			169,863
TXU Energy Solutions Company LLC		3			3
TXU Retail Services Company	-	38			38
Total Gross Accounts Payable	193,997	74,670	-	-	268,667

Notes:

- The post-petition accounts payable reported represents open and outstanding trade vendor invoices that: (a) have been entered into the Debtors' accounts payable systems and (b) pre-petition invoices that have been entered into the Debtors' accounts payable systems that the Debtors intend to pay in accordance with various orders of the Bankruptcy Court. This summary does not include accruals for invoices not yet received or for invoices not yet entered into the Debtors' accounts payable systems.
- Aging includes TDSP invoices payable, some of which are reported in the "Accounts payable - affiliates" line on the balance sheet.

UNITED STATES BANKRUPTCY COURT
DISTRICT OF DELAWARE

In re: ENERGY FUTURE HOLDINGS CORP., et. al.
Debtor

Case No. 14-10979
Reporting Period: 4/29/2014 - 5/31/2014


MOR 4(Dec): DECLARATION REGARDING THE STATUS OF POST-PETITION TAXES

Terry L. Nutt hereby declares under penalty of perjury:

1. I am a vice president of EFH Corporate Services Company. In that capacity I am familiar with the above-captioned debtors and debtors-in-possession (collectively the "Debtors") day-to-day operations, business affairs and books and records. I am authorized to submit this Declaration on behalf of the Debtors.
2. All statements in the Declaration are based on my personal knowledge, my review of the relevant documents, my discussions with other employees of the Debtors, or my opinion based upon my experience and knowledge of the Debtors' operations and financial condition. If I were called upon to testify, I could and would testify to each of the facts set forth herein based on such personal knowledge, review of documents or opinion. I am authorized to submit this Declaration on behalf of the Debtors.
3. To the best of my knowledge and except as otherwise set forth in this Monthly Operating Report, all of the Debtors have filed all necessary federal, state and local tax returns and have timely made (or are in the process of remediating any immaterial late filings or payments) all related required post-petition tax payments.

Dated: June 30, 2014

Respectfully submitted,



By: Terry L. Nutt
Title: Authorized Agent

UNITED STATES BANKRUPTCY COURT
DISTRICT OF DELAWARE

In re: ENERGY FUTURE HOLDINGS CORP., et. al.
Debtor

Case No. 14-10979
Reporting Period: 4/29/2014 - 5/31/2014

MOR-5: ACCOUNTS RECEIVABLE RECONCILIATION AND AGING
(US Dollars in thousands)

Debtor name	Current	NUMBER OF DAYS PAST DUE			Total
		0-30	31-60	Over 60	
4Change Energy Company	2,048	49	44	63	2,205
Luminant Energy Company LLC	95,985	47	171	(9)	96,194
Luminant ET Services Company	561				561
Luminant Generation Company LLC	12,435	11,418			23,853
Luminant Mining Company LLC	11,607	5,168		11,484	28,259
Sandow Power Company LLC	7,203	329			7,532
TXU Energy Retail Company LLC	382,758	35,580	5,157	15,462	438,957
TXU Retail Services Company	255				255
Total	512,851	52,592	5,372	27,000	597,815

Notes:

1. Aged from invoice due date.
2. Excludes \$13.7 million allowance for doubtful accounts.
3. Excludes \$10.7 million other receivables that are not trade-related.
4. Luminant Mining Company LLC amounts in excess of 60 days relate to a disputed billing.

DEBTOR QUESTIONNAIRE

Must be completed each month	Yes	No
1. Have any assets been sold or transferred outside the normal course of business this reporting period? If yes, provide an explanation below.		X
2. Have any funds been disbursed from any account other than a debtor in possession account this reporting period? If yes, provide an explanation below.		X
3. Have all post petition tax returns been timely filed? If no, provide an explanation below.		X
4. Are workers compensation, general liability and other necessary insurance coverages in effect? If no, provide an explanation below.	X	
5. Has any bank account been opened during the reporting period? If yes, provide documentation identifying the opened account(s). If an investment account has been opened provide the required documentation pursuant to the Delaware Local Rule 4001-3. (1)		X

Explanation for non-timely filing of an "information only" tax return.

Luminant Energy Company LLC will file its monthly Form 06-168 Texas Fuel Tax Report with the Texas Comptroller's office after the June 25, 2014 deadline as a result of a discrepancy discovered in accounting records for reported usage. In order to gather the necessary documentation to appropriately report usage on the current return, Luminant Energy Company LLC will file this return after the due date. This is an information only report; there is no tax due. A \$50 fee is imposed for the late filing of this return.

In re: ENERGY FUTURE HOLDINGS CORP., et al.
Debtor

Case No. 14-10979
Reporting Period: 4/29/2014 - 5/31/2014

MOR-4 Rider: Payments of Taxes

Debtor	Paying entity	Payee	Type of Tax	Date paid	Check #/Wire	Total paid	Pre-petition	Post-petition
EFH Corporate Services Company	EFH Corporate Services Company	TEXAS STATE COMPTROLLER	Texas Sales & Use tax	5/19/2014	7141000623	\$ 26,289.34	\$ 26,289.34	\$ -
EFH Corporate Services Company	EFH Corporate Services Company	TEXAS STATE COMPTROLLER OF	Texas Sales & Use tax	5/15/2014	1002700842	\$ 676.14	\$ 676.14	\$ -
EFH Corporate Services Company	EFH Corporate Services Company	TEXAS STATE COMPTROLLER OF	Texas Sales & Use tax	5/15/2014	1002700843	\$ 898.17	\$ 898.17	\$ -
EFH Corporate Services Company	EFH Corporate Services Company	TEXAS STATE COMPTROLLER OF	Texas Sales & Use tax	5/15/2014	1002700844	\$ 668.18	\$ 668.18	\$ -
EFH Corporate Services Company	EFH Corporate Services Company	TEXAS STATE COMPTROLLER OF	Texas Sales & Use tax	5/15/2014	1002700845	\$ 1,403.64	\$ 1,403.64	\$ -
EFH Corporate Services Company	EFH Corporate Services Company	TEXAS STATE COMPTROLLER OF	Texas Sales & Use tax	5/15/2014	1002700846	\$ 9,220.67	\$ 9,220.67	\$ -
EFH Corporate Services Company	EFH Corporate Services Company	TEXAS STATE COMPTROLLER OF	Texas Sales & Use tax	5/15/2014	1002700847	\$ 1,809.34	\$ 1,809.34	\$ -
EFH Properties Company	EFH Corporate Services Company	TEXAS STATE COMPTROLLER	Texas Sales & Use tax	5/19/2014	7141000624	\$ 7,699.06	\$ 7,699.06	\$ -
Energy Future Holdings Corp.	EFH Corporate Services Company	COMPTROLLER OF PUBLIC ACCOUNTS	Texas Margin Tax - extension payment (2013 tax year) *	5/14/2014	7141000601	\$ 45,894,791.00	\$ 45,894,791.00	\$ -
Energy Future Holdings Corp.	EFH Corporate Services Company	TEXAS STATE COMPTROLLER	Texas Sales & Use tax	5/19/2014	7141000625	\$ 315.83	\$ 315.83	\$ -
Generation Development Company LLC	EFH Corporate Services Company	TEXAS STATE COMPTROLLER	Texas Sales & Use tax	5/19/2014	7141000626	\$ 314.62	\$ 314.62	\$ -
Luminant Big Brown Mining Company LLC	Texas Competitive Electric Holdings Company LLC	TEXAS STATE COMPTROLLER	Texas Sales & Use tax	5/19/2014	7142001601	\$ 2,832.38	\$ 2,832.38	\$ -
Luminant Energy Company LLC	Texas Competitive Electric Holdings Company LLC	TEXAS STATE COMPTROLLER	Texas Sales & Use tax	5/19/2014	7142001596	\$ 78,679.70	\$ 78,679.70	\$ -
Luminant Energy Company LLC	Texas Competitive Electric Holdings Company LLC	TEXAS STATE COMPTROLLER	Texas Sales & Use tax	5/19/2014	7142001596	\$ 29,721.10	\$ 29,721.10	\$ -
Luminant ET Services Company	Texas Competitive Electric Holdings Company LLC	TEXAS STATE COMPTROLLER	Texas Sales & Use tax	5/19/2014	7142001599	\$ 3,401.58	\$ 3,401.58	\$ -
Luminant Generation Company LLC	EFH Corporate Services Company	ADAMS COUNTY TREASURER	Texas Property Tax	5/12/2014	1002700070	\$ 717.14	\$ 717.14	\$ -
Luminant Generation Company LLC	EFH Corporate Services Company	ARAPAHOE COUNTY TREASURER	Texas Property Tax	5/12/2014	1002700071	\$ 160.50	\$ 160.50	\$ -
Luminant Generation Company LLC	EFH Corporate Services Company	BACA COUNTY TREASURER	Texas Property Tax	5/12/2014	1002700069	\$ 1,416.50	\$ 1,416.50	\$ -
Luminant Generation Company LLC	EFH Corporate Services Company	BENT COUNTY TREASURER	Texas Property Tax	5/12/2014	1002700068	\$ 1,285.10	\$ 1,285.10	\$ -
Luminant Generation Company LLC	EFH Corporate Services Company	BOULDER COUNTY TREASURER	Texas Property Tax	5/12/2014	1002700072	\$ 1,212.64	\$ 1,212.64	\$ -
Luminant Generation Company LLC	EFH Corporate Services Company	CITY & COUNTY OF BROOMFIELD	Texas Property Tax	5/12/2014	1002700086	\$ 135.56	\$ 135.56	\$ -
Luminant Generation Company LLC	Texas Competitive Electric Holdings Company LLC	COMPTROLLER OF PUBLIC ACCOUNTS	Texas Sales & Use tax	5/14/2014	7142001534	\$ 212,814.12	\$ 212,814.12	\$ -
Luminant Generation Company LLC	EFH Corporate Services Company	DENVER COUNTY TREASURER	Texas Property Tax	5/12/2014	1002700073	\$ 548.39	\$ 548.39	\$ -
Luminant Generation Company LLC	EFH Corporate Services Company	DOUGLAS COUNTY TREASURER	Texas Property Tax	5/12/2014	1002700074	\$ 948.16	\$ 948.16	\$ -
Luminant Generation Company LLC	EFH Corporate Services Company	EL PASO COUNTY TREASURER	Texas Property Tax	5/12/2014	1002700075	\$ 345.38	\$ 345.38	\$ -
Luminant Generation Company LLC	EFH Corporate Services Company	HUERFANO COUNTY TREASURER	Texas Property Tax	5/12/2014	1002700076	\$ 697.88	\$ 697.88	\$ -
Luminant Generation Company LLC	EFH Corporate Services Company	JEFFERSON COUNTY TREASURER	Texas Property Tax	5/12/2014	1002700077	\$ 317.82	\$ 317.82	\$ -
Luminant Generation Company LLC	EFH Corporate Services Company	LARIMER COUNTY TREASURER	Texas Property Tax	5/12/2014	1002700078	\$ 1,458.40	\$ 1,458.40	\$ -
Luminant Generation Company LLC	EFH Corporate Services Company	LAS ANIMAS COUNTY TREASURER	Texas Property Tax	5/12/2014	1002700079	\$ 1,965.47	\$ 1,965.47	\$ -
Luminant Generation Company LLC	EFH Corporate Services Company	LOGAN COUNTY TREASURER	Texas Property Tax	5/12/2014	1002700080	\$ 591.12	\$ 591.12	\$ -
Luminant Generation Company LLC	EFH Corporate Services Company	MORGAN COUNTY TREASURER	Texas Property Tax	5/12/2014	1002700081	\$ 1,114.20	\$ 1,114.20	\$ -
Luminant Generation Company LLC	EFH Corporate Services Company	OTERO COUNTY TREASURER	Texas Property Tax	5/12/2014	1002700067	\$ 1,361.56	\$ 1,361.56	\$ -
Luminant Generation Company LLC	EFH Corporate Services Company	PROWERS COUNTY TREASURER	Texas Property Tax	5/12/2014	1002700066	\$ 699.04	\$ 699.04	\$ -
Luminant Generation Company LLC	EFH Corporate Services Company	PUEBLO COUNTY TREASURER	Texas Property Tax	5/12/2014	1002700082	\$ 1,523.34	\$ 1,523.34	\$ -
Luminant Generation Company LLC	Texas Competitive Electric Holdings Company LLC	TEXAS STATE COMPTROLLER	Texas Sales & Use tax	5/19/2014	7142001590	\$ 1,621,306.09	\$ 1,621,306.09	\$ -
Luminant Generation Company LLC	EFH Corporate Services Company	WASHINGTON COUNTY TREASURER	Texas Property Tax	5/12/2014	1002700083	\$ 816.30	\$ 816.30	\$ -
Luminant Generation Company LLC	EFH Corporate Services Company	WELD COUNTY TREASURER	Texas Property Tax	5/12/2014	1002700084	\$ 745.84	\$ 745.84	\$ -
Luminant Generation Company LLC	EFH Corporate Services Company	YUMA COUNTY TREASURER	Texas Property Tax	5/12/2014	1002700085	\$ 864.37	\$ 864.37	\$ -
Luminant Mining Company LLC	Texas Competitive Electric Holdings Company LLC	TEXAS STATE COMPTROLLER	Texas Sales & Use tax	5/19/2014	7142001591	\$ 723,193.29	\$ 723,193.29	\$ -
Luminant Mining Company LLC	Texas Competitive Electric Holdings Company LLC	TEXAS STATE COMPTROLLER	Texas Off Road Heavy Duty Diesel Equipment Surcharge	5/19/2014	7142001597	\$ 7,134.50	\$ 7,134.50	\$ -
Luminant Mining Company LLC	EFH Corporate Services Company	US DEPARTMENT OF TREASURY		5/7/2014	1002699852	\$ 100.00	\$ 100.00	\$ -
Oak Grove Management Company LLC	Texas Competitive Electric Holdings Company LLC	TEXAS STATE COMPTROLLER	Texas Sales & Use tax	5/19/2014	7142001592	\$ 391,718.73	\$ 391,718.73	\$ -
Oak Grove Management Company LLC	Texas Competitive Electric Holdings Company LLC	TEXAS STATE COMPTROLLER	Texas Off Road Heavy Duty Diesel Equipment Surcharge	5/19/2014	7142001598	\$ 5,553.98	\$ 5,553.98	\$ -
Sandow Power Company LLC	Texas Competitive Electric Holdings Company LLC	TEXAS STATE COMPTROLLER	Texas Sales & Use tax	5/19/2014	7142001594	\$ 155,825.41	\$ 155,825.41	\$ -
TXU Energy Retail Company LLC	Texas Competitive Electric Holdings Company LLC	TEXAS STATE COMPTROLLER	Texas Sales Tax - Quarterly Prepayment (April - June 2014)	5/14/2014	7142001533	\$ 21,359,509.52	\$ 5,907,252.26	\$ 15,452,257.26
TXU Energy Retail Company LLC	Texas Competitive Electric Holdings Company LLC	TEXAS STATE COMPTROLLER	Texas Sales & Use tax	5/19/2014	7142001593	\$ 206,438.00	\$ 206,438.00	\$ -

Note:

1. The disbursement to the Comptroller of Public Accounts on May 14, 2014 in the amount of \$45,894,791 was for Texas Margin Tax and reflected the liability of a consolidated group of Energy Future Holdings Corp. (EFH) affiliates, some of which were non-debtors. The disbursement included \$20,404,783 applicable to those non-debtor affiliates, and those amounts have been reimbursed to EFH. The \$20,414,783 has not been included in Energy Future Holding Corp.'s disbursements as shown on MOR 1b.