


UNITED STATES BANKRUPTCY COURT
DISTRICT OF DELAWAREIn re: ENERGY FUTURE HOLDINGS CORP., et. al.
DebtorCase No. 14-10979
Reporting Period: October 2014Monthly Operating Report For the Period
From October 1, 2014 to October 31, 2014

REQUIRED DOCUMENTS	Form No.	Document Attached	Explanation Attached
Schedule of Cash Receipts and Disbursements	MOR-1		
Bank Reconciliation (or copies of debtor's bank reconciliations)	MOR-1a		
Declaration Regarding the Status of Bank Reconciliations	MOR-1a(Dec)		
Schedule of Cash Disbursements by Legal Entity and Estimated Trustee Fees	MOR-1b		
Declaration Regarding the Schedule of Cash Disbursements	MOR-1b(Dec)		
Schedule of Professional Fees Paid	MOR-1c		
Copies of bank statements			
Cash disbursements journals			
Statement of Operations	MOR-2		
Balance Sheet	MOR-3		
Status of Post-petition Taxes	MOR-4	X	
Declaration Regarding the Status of Post-Petition Taxes	MOR-4(Dec)		
Copies of IRS Form 6123 or payment receipt			
Copies of tax returns filed during reporting period			
Consolidated Aging of Accounts Payable not Subject to Compromise	MOR-4		
Accounts Receivable Reconciliation and Aging	MOR-5		
Debtor Questionnaire	MOR-5		

This Monthly Operating Report ("MOR") has been prepared solely for the purpose of complying with the monthly reporting requirements applicable in the Debtors' chapter 11 cases and is in a format acceptable to the United States Trustee. The financial information contained herein is limited in scope and covers a limited time period. Moreover, such information is preliminary and unaudited, and is not prepared in accordance with U.S. GAAP.

I declare under penalty of perjury (28 U.S.C. Section 1746) that this report and the attached documents are true and correct to the best of my knowledge and belief.



 Signature of Authorized Individual ¹

Terry L. Nutt

 Printed Name of Authorized Individual

December 8, 2014

DateSenior Vice President and Controller

Title of Authorized Individual

¹ Signatory is duly authorized by the Debtors to sign this monthly operating report.

UNITED STATES BANKRUPTCY COURT
DISTRICT OF DELAWARE

In re: **ENERGY FUTURE HOLDINGS CORP., et. al.**
Debtor

Case No. 14-10979
Reporting Period: October 2014

General Notes

Debtor-in-Possession Financial Statements

The financial statements and supplemental information contained herein are unaudited, preliminary, and may not comply with generally accepted accounting principles in the United States of America ("U.S. GAAP") in all material respects.

Financial Accounting Standards Board Accounting Standards Codification 852, (Reorganizations) ("ASC 852"), which is applicable to companies in chapter 11, requires that financial statements for periods after the filing of a chapter 11 petition distinguish transactions and events that are directly associated with the reorganization from the ongoing operations of the business. The financial statements have been prepared in accordance with ASC 852. The unaudited financial statements have been derived from the books and records of the Debtors. This information, however, has not been subject to procedures that would typically be applied to financial information presented in accordance with U.S. GAAP, and upon application of such procedures, the Debtors believe that the financial information could be subject to changes, and these changes could be material. The information furnished in this report includes preliminary normal recurring adjustments, but does not include all of the adjustments that would typically be made in accordance with U.S. GAAP.

The results of operations contained herein are not necessarily indicative of results which may be expected from any other period or for the full year and may not necessarily reflect the results of operations, financial position and cash flows of the Debtors in the future.

The information contained herein is provided to fulfill the requirements of the Office of the United States Trustee.

Intercompany Transactions

Intercompany transactions between the Debtors and between the Debtors and non-Debtor affiliates have not been eliminated in the financial statements contained herein. No conclusion as to the legal obligation related to these intercompany transactions is made by the presentation herein.

Liabilities Subject to Compromise

As a result of the chapter 11 filings, the payment of prepetition indebtedness is subject to compromise or other treatment under a plan of reorganization. The determination of how liabilities will ultimately be settled or treated cannot be made until the Bankruptcy Court approves a chapter 11 plan of reorganization. Accordingly, the ultimate amount of such liabilities is not determinable at this time. ASC 852 requires prepetition liabilities that are subject to compromise to be reported at the amounts expected to be allowed as claims, even if they may be settled for lesser amounts. The amounts currently classified as liabilities subject to compromise are preliminary and may be subject to future adjustments depending on Court actions, further developments with respect to disputed claims, determinations of the secured status of certain claims, the values of any collateral securing such claims, rejection of executory contracts, continued reconciliation or other events.

Reorganization Items

ASC 852 requires expenses and income directly associated with the chapter 11 filings to be reported separately in the income statement as reorganization items. Reorganization items includes expenses related to legal advisory and representation services, other professional consulting and advisory services, debtor-in-possession financing fees and changes in liabilities subject to compromise recognized as there are changes in amounts expected to be allowed as claims.

UNITED STATES BANKRUPTCY COURT
DISTRICT OF DELAWAREIn re: ENERGY FUTURE HOLDINGS CORP., et. al.
DebtorCase No. 14-10979
Reporting Period: October 2014**MOR-1: CONSOLIDATED STATEMENT OF CASH FLOWS**
(US Dollars in Millions)

	Period from October 1, 2014 to October 31, 2014	
Beginning cash balance	\$	2,988
Total cash receipts		719
Total cash disbursements		<u>(587)</u>
Debtors' net cash flow		132
From/(To) Non-Debtors		<u>(18)</u>
Net cash flow		114
Other		-
Ending available cash	<u>\$</u>	<u>3,102</u>

NOTES:

1. Cash balances presented herein exclude \$800 million of cash borrowings under the TCEH DIP facility that have been funded to a collateral account intended to support letters of credit. As of October 31, 2014, \$523 million of these cash borrowings are classified as cash and cash equivalents and \$277 million is classified as restricted cash in MOR 3 in accordance with US GAAP. The \$277 million represents outstanding letters of credit at October 31, 2014.
2. Cash balances presented herein also differ from MOR 1a and MOR 3 due to timing differences related to both receipts and disbursements in transit.

UNITED STATES BANKRUPTCY COURT
DISTRICT OF DELAWAREIn re: ENERGY FUTURE HOLDINGS CORP., et. al.
DebtorCase No. 14-10979
Reporting Period: October 2014

MOR-1a: BANK RECONCILIATIONS

DEBTOR	BANK NAME	Account Description	Acct Number (last 4 digits only)	GL Balance
4Change Energy Company LLC	The Bank of New York Mellon	Receipts / Disbursements	5115	\$ 1,613,468
EFH Corporate Services Company	Chase Investments	Broker / Investment Account	2019	0
EFH Corporate Services Company	JPMorgan Chase Bank, N.A. (IL)	A/P Disbursements	0752	5,000,000
EFH Corporate Services Company	JPMorgan Chase Bank, N.A. (IL)	Collateral Account	6572	4,418,304
EFH Corporate Services Company	JPMorgan Chase Bank, N.A. (OH)	Payroll Disbursements	8749	498,911
EFH Corporate Services Company	JPMorgan Chase Bank, N.A. (TX)	A/P Disbursements	6766	10,000,000
EFH Corporate Services Company	JPMorgan Chase Bank, N.A. (TX)	Money Pool Concentration	3790	10,309,607
EFH Corporate Services Company	JPMorgan Chase through Met Life	Imprest Account	1110	0
Energy Future Competitive Holdings Company	JPMorgan Chase Bank, N.A. (TX)	General Fund	4511	4,250
Energy Future Holdings Corp.	Bank of America, N.A.	Emergency Fund	9707	0
Energy Future Holdings Corp.	Goldman Sachs Financial Square Treasury Func	Investments / Redemptions	4691	157,936,876
Energy Future Holdings Corp.	JPMorgan Chase Bank, N.A. (NY)	General Fund	3584	24,532,760
Energy Future Holdings Corp.	JPMorgan Chase Bank, N.A. (TX)	Misc. Receipts	2032	313
Energy Future Holdings Corp.	JPMorgan Chase Bank, N.A. (TX)	Tax Receipts	9100	1,037,032
Energy Future Holdings Corp.	Morgan Stanley Treasury Fund	Investments / Redemptions	0166	156,035,213
Energy Future Intermediate Holdings Company LLC	JPMorgan Chase Bank, N.A. (NY)	General Fund	4789	4,001,543
Energy Future Intermediate Holdings Company LLC	JPMorgan Chase Bank, N.A. (NY)	General Fund	4934	0
Energy Future Intermediate Holdings Company LLC	Morgan Stanley Treasury Fund	Investments / Redemptions	0127	430,955,584
Energy Future Intermediate Holdings Company LLC	Goldman Sachs Financial Square Treasury Func	Investments / Redemptions	1287	425,009,749
Energy Future Intermediate Holdings Company LLC	Invesco Treasury Portfolio - Institutional Class	Investments / Redemptions	9646	362,677,436
Generation Development Company LLC	JPMorgan Chase Bank, N.A. (TX)	General Fund	3633	726
Luminant Energy Company LLC	Invesco Treasury Portfolio - Institutional Class	Investments / Redemptions	9732	40
Luminant Energy Company LLC	JPMorgan Chase Bank, N.A. (TX)	Derivatives & Financial Receipts / Disbursements	3756	1,417
Luminant Energy Company LLC	JPMorgan Chase Bank, N.A. (TX)	Physical Gas Receipts / Disbursements	7371	830
Luminant Energy Company LLC	JPMorgan Chase Bank, N.A. (TX)	Power Receipts / Disbursements	8059	18,930
Luminant Energy Company LLC	The Bank of New York Mellon	Gas Receipts only	8178	184,897
Luminant Generation Company LLC	First National Bank of Granbury	Misc. Receipts	7136	0
Luminant Generation Company LLC	JPMorgan Chase Bank, N.A. (TX)	Capacity Auction & Misc. Receipts / Disbursements	4297	341,490
Luminant Generation Company LLC	Union Bank, N.A.	Special purpose-land sale transaction account	0575	2,035,782
Luminant Mining Company LLC	JPMorgan Chase Bank, N.A. (TX)	Receipts / Disbursements	9817	264,460
Luminant Mining Company LLC	The Bank of New York Mellon	Custody Account	1993	25,000
Texas Competitive Electric Holdings Company LLC	Citibank	Debt-related Disbursements	3657	0
Texas Competitive Electric Holdings Company LLC	Deutsche Bank	Letter of Credit support	N/A	0
Texas Competitive Electric Holdings Company LLC	Fidelity Investments Treasury Func	Investments / Redemptions	1442	0
Texas Competitive Electric Holdings Company LLC	Goldman Sachs Financial Square Treasury Func	Investments / Redemptions	4694	0
Texas Competitive Electric Holdings Company LLC	JPMorgan Chase Bank, N.A. (NY)	General Fund / A/R Program Closure	7837	1,004,158
Texas Competitive Electric Holdings Company LLC	JPMorgan Chase Bank, N.A. (NY)	General Fund / Debt Related Activity	9810	39,861,404
Texas Competitive Electric Holdings Company LLC	JPMorgan Chase Bank, N.A. (TX)	Money Pool Concentration	0481	2,000,481
Texas Competitive Electric Holdings Company LLC	JPMorgan Chase Bank, N.A. (TX)	Receipts / Disbursements	4169	1,344

UNITED STATES BANKRUPTCY COURT
DISTRICT OF DELAWAREIn re: ENERGY FUTURE HOLDINGS CORP., et. al.
DebtorCase No. 14-10979
Reporting Period: October 2014

MOR-1a: BANK RECONCILIATIONS

DEBTOR	BANK NAME	Account Description	Acct Number (last 4 digits only)	GL Balance
Texas Competitive Electric Holdings Company LLC	Union Bank, N.A.	Unencumbered Cash Account	0559	149,628,508
Texas Competitive Electric Holdings Company LLC	Goldman Sachs Institutional Treasury Func	Investments	4694	262,911,417
Texas Competitive Electric Holdings Company LLC	Western Asset Institutional Treasury Func	Investments / Redemptions	4883	1,050,192,002
TXU Energy Receivables Company LLC	Goldman Sachs Financial Square Gov't Func	Investments / Redemptions	0610	0
TXU Energy Receivables Company LLC	JPMorgan Chase Bank, N.A. (TX)	Receipts / Disbursements	6970	0
TXU Energy Retail Company LLC	JPMorgan Chase Bank, N.A. (NY)	Receipts	0158	750
TXU Energy Retail Company LLC	JPMorgan Chase Bank, N.A. (TX)	Debit Card Receipts	4500	0
TXU Energy Retail Company LLC	JPMorgan Chase Bank, N.A. (TX)	Misc. Receipts	9334	1,812
TXU Energy Retail Company LLC	JPMorgan Chase Bank, N.A. (TX)	Receipts	6918	3,374,403
TXU Energy Retail Company LLC	JPMorgan Chase Bank, N.A. (TX)	Receipts	6934	6,713,828
TXU Energy Retail Company LLC	JPMorgan Chase Bank, N.A. (TX)	Receipts	6926	240
TXU Energy Retail Company LLC	JPMorgan Chase Bank, N.A. (TX)	Receipts	6942	298
TXU Energy Retail Company LLC	JPMorgan Chase Bank, N.A. (TX)	Refund Disbursements	6959	0
TXU Energy Retail Company LLC	JPMorgan Chase Bank, N.A. (TX)	TDU Disbursements	6967	0
TXU Energy Retail Company LLC	M&T Bank	Expense Reimbursement	6771	4,146
TXU Energy Retail Company LLC	The Bank of New York Mellon	Receipts	0329	5,509,353
TXU Receivables Company LLC	JPMorgan Chase Bank, N.A. (TX)	Receipts / Disbursements	8255	0
Total				\$ 3,118,108,762

UNITED STATES BANKRUPTCY COURT
DISTRICT OF DELAWARE

In re: ENERGY FUTURE HOLDINGS CORP., et. al.
Debtor

Case No. 14-10979
Reporting Period: October 2014

MOR 1a(Dec): DECLARATION REGARDING THE STATUS OF BANK RECONCILIATIONS OF THE DEBTORS

Terry L. Nutt hereby declares under penalty of perjury:

1. I am a senior vice president of Energy Future Holdings Corp. In that capacity I am familiar with the above-captioned debtors and debtors-in-possession (collectively the "Debtors") day-to-day operations, business affairs and books and records. I am authorized to submit this Declaration on behalf of the Debtors.
2. All statements in the Declaration are based on my personal knowledge, my review of the relevant documents, my discussions with other employees of the Debtors, or my opinion based upon my experience and knowledge of the Debtors' operations and financial condition. If I were called upon to testify, I could and would testify to each of the facts set forth herein based on such personal knowledge, review of documents, discussions with other employees of the Debtors or opinion.
3. To the best of my knowledge, all of the Debtors' bank balances as of October 31, 2014 have been reconciled in an accurate and timely manner.

Dated: December 8, 2014

Respectfully submitted,



By: Terry L. Nutt

Title: Senior Vice President and Controller

UNITED STATES BANKRUPTCY COURT
DISTRICT OF DELAWAREIn re: ENERGY FUTURE HOLDINGS CORP., et. al.
DebtorCase No. 14-10979
Reporting Period: October 2014

MOR-1b: SCHEDULE OF DISBURSEMENTS BY LEGAL ENTITY

Debtor Entity	Bankruptcy Case Number	Disbursements
4Change Energy Company	14-10980	\$ 2,364,732
4Change Energy Holdings LLC	14-10981	-
Big Brown 3 Power Company LLC	14-10983	-
Big Brown Lignite Company LLC	14-10986	-
Big Brown Power Company LLC	14-10988	-
Brighten Energy LLC	14-10991	160
Brighten Holdings LLC	14-10995	-
Collin Power Company LLC	14-10998	-
Dallas Power & Light Company, Inc.	14-11000	-
DeCordova II Power Company LLC	14-11003	-
DeCordova Power Company LLC	14-10982	-
Eagle Mountain Power Company LLC	14-10984	-
EBASCO SERVICES OF CANADA LIMITED	14-10987	-
EEC Holdings, Inc.	14-10990	-
EECI, Inc.	14-10992	-
EFH Australia (No. 2) Holdings Company	14-10994	-
EFH CG Holdings Company LP	14-11047	-
EFH CG Management Company LLC	14-11048	-
EFH Corporate Services Company	14-10996	27,576,208
EFH Finance (No. 2) Holdings Company	14-10999	-
EFH FS Holdings Company	14-11004	-
EFH Renewables Company LLC	14-11006	-
EFIH FINANCE INC.	14-11001	-
Energy Future Competitive Holdings Company LLC	14-11005	6,500
Energy Future Holdings Corp.	14-10979	3,797,681
Energy Future Intermediate Holding Company LLC	14-11008	14,082,857
Generation Development Company LLC	14-11017	26,399
Generation MT Company LLC	14-11021	-
Generation SVC Company	14-11025	-
Lake Creek 3 Power Company LLC	14-11029	-
Lone Star Energy Company, Inc.	14-11031	-
Lone Star Pipeline Company, Inc.	14-11036	-
LSGT Gas Company LLC	14-11039	19,775
LSGT SACROC, Inc.	14-11012	-
Luminant Big Brown Mining Company LLC	14-11018	387,459
Luminant Energy Company LLC	14-11023	130,283,876
Luminant Energy Trading California Company	14-11026	-
Luminant ET Services Company	14-11030	462,524
Luminant Generation Company LLC	14-11032	126,066,508
Luminant Holding Company LLC	14-11037	80,130
Luminant Mineral Development Company LLC	14-11040	45
Luminant Mining Company LLC	14-11042	46,308,287
Luminant Renewables Company LLC	14-11044	-
Martin Lake 4 Power Company LLC	14-11010	-
Monticello 4 Power Company LLC	14-11011	-

UNITED STATES BANKRUPTCY COURT
DISTRICT OF DELAWAREIn re: ENERGY FUTURE HOLDINGS CORP., et. al.
DebtorCase No. 14-10979
Reporting Period: October 2014

MOR-1b: SCHEDULE OF DISBURSEMENTS BY LEGAL ENTITY

Debtor Entity	Bankruptcy Case Number		Disbursements
Morgan Creek 7 Power Company LLC	14-11014		-
NCA Development Company LLC	14-11016		-
NCA Resources Development Company LLC	14-11019		364,724
Oak Grove Management Company LLC	14-11022		14,020,809
Oak Grove Mining Company LLC	14-11024		-
Oak Grove Power Company LLC	14-11027		-
Sadow Power Company LLC	14-11033		3,680,750
Southwestern Electric Service Company, Inc.	14-11035		-
TCEH Finance, Inc.	14-11028		-
Texas Competitive Electric Holdings Company LLC	14-10978		126,763,359
Texas Electric Service Company, Inc.	14-11034		-
Texas Energy Industries Company, Inc.	14-11038		-
Texas Power & Light Company, Inc.	14-11041		-
Texas Utilities Company, Inc.	14-11043		-
Texas Utilities Electric Company, Inc.	14-11045		-
Tradinghouse 3 & 4 Power Company LLC	14-11046		-
Tradinghouse Power Company LLC	14-10985		-
TXU Electric Company, Inc.	14-10989		-
TXU Energy Receivables Company LLC	14-10993		12,568
TXU Energy Retail Company LLC	14-10997		180,895,983
TXU Energy Solutions Company LLC	14-11002		901,646
TXU Receivables Company	14-11007		-
TXU Retail Services Company	14-11009		11,385,467
TXU SEM Company	14-11013		-
Valley NG Power Company LLC	14-11015		-
Valley Power Company LLC	14-11020		-
Total			\$ 689,488,447

Notes:

1. Disbursements include payments to third parties, payments to employees, payments to affiliated Debtors where the payment is in satisfaction of an obligation for services provided and payments to affiliated non-Debtors. Movements of cash into and out of the Company's short-term investment accounts are excluded. Amounts may also include voided disbursements that were previously reported as disbursements in prior period reports.

2. The Debtors' disbursements by entity fluctuate naturally in the ordinary course each month. While estimates of expenditures for the entirety of the Debtors' operations are made in the ordinary course of the Debtors' operations in order to, among other things, meet budgeting and operational needs, to estimate such expenditures monthly and their implications for the payment of quarterly fees would be time consuming and imprecise, possibly by a material amount. For this reason, the Debtors have not included an estimate of quarterly fees in this report.

UNITED STATES BANKRUPTCY COURT
DISTRICT OF DELAWARE

In re: ENERGY FUTURE HOLDINGS CORP., et. al.
Debtor

Case No. 14-10979
Reporting Period: October 2014


MOR 1b(Dec): DECLARATION REGARDING THE SCHEDULE OF DISBURSEMENTS

Terry L. Nutt hereby declares under penalty of perjury:

1. I am a senior vice president of Energy Future Holdings Corp. In that capacity I am familiar with the above-captioned debtors and debtors-in-possession (collectively the "Debtors") day-to-day operations, business affairs and books and records. I am authorized to submit this Declaration on behalf of the Debtors.
2. The Debtors submit the Declaration regarding cash disbursements in lieu of providing copies of the cash disbursements schedules.
3. All statements in the Declaration are based on my personal knowledge, my review of the relevant documents, my discussions with other employees of the Debtors, or my opinion based upon my experience and knowledge of the Debtors' operations and financial condition. If I were called upon to testify, I could and would testify to each of the facts set forth herein based on such personal knowledge, review of documents, discussions with other employees of the Debtors or opinion. I am authorized to submit this Declaration on behalf of the Debtors.
4. The Debtors have, on a timely basis, disbursed approximately \$689.5 million for postpetition amounts and prepetition amounts payable under an order entered by the Bankruptcy Court for the period of October 1, 2014 through October 31, 2014. Copies of the cash disbursement schedules are available for inspection upon request by the Office of the United States Trustee.

Dated: December 8, 2014

Respectfully submitted,



By: Terry L. Nutt
Title: Senior Vice President and Controller

UNITED STATES BANKRUPTCY COURT
DISTRICT OF DELAWAREIn re: ENERGY FUTURE HOLDINGS CORP., et. al.
DebtorCase No. 14-10979
Reporting Period: October 2014

MOR 1c: SCHEDULE OF PROFESSIONAL FEES AND EXPENSES PAID

PAYEE	Role in the case	Period Covered	Payment Date	Amount Paid		Year-To-Date	
				Fees	Expenses	Fees	Expenses
Alvarez & Marsal North America LLC	Debtors' Restructuring Advisor	4/29/2014 - 8/31/2014	10/22/2014 and 10/31/2014	\$ 5,114,684	\$ 262,728	\$ 5,114,684	\$ 262,728
Balch & Bingham LLP	Debtors' Special Counsel for Certain Environmental Matters					0	0
Deloitte & Touche LLP	Debtors' Independent Auditor					0	0
Epiq Bankruptcy Solutions, LLC	Debtors' Administrative Advisor					3,215,291	6,726,354
Evercore Group L.L.C.	Debtors' Investment Banker and Financial Advisor					0	0
Filsinger Energy Partners	Debtors' Energy Consultant					0	0
FTI Consulting, Inc.	Financial Advisor to Official Committee of Unsecured Creditors					0	0
Gibson, Dunn & Crutcher LLP	Debtors' Special Counsel for Certain Corporate and Litigation Matters	4/29/2014 - 8/31/2014	10/31/2014	629,540	(4,668)	629,540	(4,668)
Godfrey & Kahn, S.C.	Counsel to the Fee Committee	8/21/2014 - 10/31/2014	10/16/2014	580,645	-	580,645	0
Kirkland & Ellis LLP	Attorneys for the Debtors and Debtors in Possession	4/29/2014 - 8/31/2014	10/31/2014	20,480,632	1,248,049	20,480,632	1,248,049
KPMG LLP	Debtors' Bankruptcy Accounting and Tax Advisors					0	0
Lazard Freres & Co. LLC	Investment Banker to Official Committee of Unsecured Creditors					0	0
McDermott Will & Emery LLP	Debtor's Special Counsel for Certain Energy-Related Transactional Matters					0	0
Morrison & Foerster LLP	Counsel to Official Committee of Unsecured Creditors					0	0
Polsinelli PC	Co-Counsel to Official Committee of Unsecured Creditors					0	0
Richards, Layton & Finger, P.A.	Debtors' Co-Counsel					0	0
Sidley Austin LLP	Debtors' Special Counsel for Certain Corporate and Litigation Matters					0	0
Thompson & Knight LLP	Debtors' Special Counsel for Certain Tax-Related Matters					0	0
						0	0
Total				\$ 26,805,501	\$ 1,506,109	\$ 30,020,792	\$ 8,232,463

Note: Amounts paid to PricewaterhouseCoopers LLP were made pursuant to the provisions of TCEH Cash Collateral Order

In re: **ENERGY FUTURE HOLDINGS CORP. et.al.,**
Debtor**Case No.: 14-10979(CSS)**
Reporting period: October 2014**MOR 2 - STATEMENTS OF OPERATIONS (Income Statements)**
For the Month Ended October 31, 2014
(US dollars in thousands)

	4Change Energy Company	4Change Energy Holdings LLC	Big Brown 3 Power Company LLC	Big Brown Lignite Company LLC	Big Brown Power Company LLC	Brighten Energy LLC
Operating revenues	2,613	-	-	-	9,965	-
Fuel, purchased power costs and delivery fees	(2,233)	-	-	-	(353)	-
Net gain (loss) from commodity hedging and trading activities	-	-	-	-	(240)	-
Operating costs	-	-	-	(3)	(331)	-
Depreciation and amortization	-	-	-	-	(9,120)	-
Selling, general and administrative expenses	(401)	-	-	-	-	-
Franchise and revenue-based taxes	(103)	-	-	-	-	-
Goodwill impairment	-	-	-	-	-	-
Other income	1	-	-	-	-	-
Other deductions	-	-	-	-	-	-
Interest income	13	-	-	4	318	-
Interest expense and related charges	-	-	-	-	31	-
Reorganization items, net	-	-	-	-	-	-
Income (loss) before income taxes and equity in earnings of unconsolidated subsidiaries	(110)	-	-	1	270	-
Income tax (expense) benefit	39	-	-	465	(96)	-
Equity in earnings of unconsolidated subsidiaries (net of tax)	-	(71)	-	-	-	-
Net income (loss)	(71)	(71)	-	466	174	-

Notes:

1. All information contained herein is unaudited and subject to future adjustment. Certain totals may not sum due to rounding.
2. On a quarterly basis, the Debtors will include as a supplement to MOR 2 – Statements of Operations – an additional schedule detailing realized and unrealized gains/(losses) included in the net gain (loss) from commodity hedging and trading activities for each respective Debtor entity. The supplemental schedule is titled MOR - 2 Rider.

In re: **ENERGY FUTURE HOLDINGS CORP. et.al.,**
Debtor**Case No.: 14-10979(CSS)**
Reporting period: October 2014**MOR 2 - STATEMENTS OF OPERATIONS (Income Statements)**
For the Month Ended October 31, 2014
(US dollars in thousands)

	Brighten Holdings LLC	Collin Power Company LLC	Dallas Power & Light Company, Inc.	DeCordova II Power Company LLC	DeCordova Power Company LLC	Eagle Mountain Power Company LLC
Operating revenues	-	-	-	-	1,146	-
Fuel, purchased power costs and delivery fees	-	-	-	-	-	-
Net gain (loss) from commodity hedging and trading activities	-	-	-	-	-	-
Operating costs	-	-	-	-	-	-
Depreciation and amortization	-	-	-	-	(1)	-
Selling, general and administrative expenses	-	-	-	-	-	-
Franchise and revenue-based taxes	-	-	-	-	-	-
Goodwill impairment	-	-	-	-	-	-
Other income	-	-	-	-	-	-
Other deductions	-	-	-	-	(3)	-
Interest income	-	-	-	-	7	-
Interest expense and related charges	-	-	-	-	-	-
Reorganization items, net	-	-	-	-	-	-
Income (loss) before income taxes and equity in earnings of unconsolidated subsidiaries	-	-	-	-	1,149	-
Income tax (expense) benefit	-	-	-	-	(409)	-
Equity in earnings of unconsolidated subsidiaries (net of tax)	-	-	-	-	-	-
Net income (loss)	-	-	-	-	740	-

Notes:

1. All information contained herein is unaudited and subject to future adjustment. Certain totals may not sum due to rounding.
2. On a quarterly basis, the Debtors will include as a supplement to MOR 2 – Statements of Operations – an additional schedule detailing realized and unrealized gains/(losses) included in the net gain (loss) from commodity hedging and trading activities for each respective Debtor entity. The supplemental schedule is titled MOR - 2 Rider.

In re: **ENERGY FUTURE HOLDINGS CORP. et.al.,**
Debtor**Case No.: 14-10979(CSS)**
Reporting period: October 2014**MOR 2 - STATEMENTS OF OPERATIONS (Income Statements)**
For the Month Ended October 31, 2014
(US dollars in thousands)

	Ebasco Services of Canada Ltd.	EEC Holdings, Inc.	EECI, Inc.	EFH Australia (No. 2) Holdings Company	EFH CG Holdings Company LP	EFH CG Management Company LLC	
Operating revenues	-	-	-	-	-	-	10
Fuel, purchased power costs and delivery fees	-	-	-	-	-	-	-
Net gain (loss) from commodity hedging and trading activities	-	-	-	-	-	-	-
Operating costs	-	-	-	-	-	-	-
Depreciation and amortization	-	-	-	-	-	-	-
Selling, general and administrative expenses	-	-	-	-	(26)	(10)	-
Franchise and revenue-based taxes	-	-	-	-	-	-	-
Goodwill impairment	-	-	-	-	-	-	-
Other income	-	(20)	-	-	-	-	-
Other deductions	-	-	-	-	-	-	-
Interest income	-	1	-	-	-	-	-
Interest expense and related charges	-	-	(2)	-	-	-	-
Reorganization items, net	-	-	-	-	-	-	-
Income (loss) before income taxes and equity in earnings of unconsolidated subsidiaries	-	(19)	(2)	-	(26)	-	-
Income tax (expense) benefit	-	7	1	-	-	-	-
Equity in earnings of unconsolidated subsidiaries (net of tax)	-	(1)	-	-	-	-	-
Net income (loss)	-	(13)	(1)	-	(26)	-	-

Notes:

1. All information contained herein is unaudited and subject to future adjustment. Certain totals may not sum due to rounding.

2. On a quarterly basis, the Debtors will include as a supplement to MOR 2 – Statements of Operations – an additional schedule detailing realized and unrealized gains/(losses) included in the net gain (loss) from commodity hedging and trading activities for each respective Debtor entity. The supplemental schedule is titled MOR - 2 Rider.

In re: **ENERGY FUTURE HOLDINGS CORP. et.al.,**
Debtor**Case No.: 14-10979(CSS)**
Reporting period: October 2014**MOR 2 - STATEMENTS OF OPERATIONS (Income Statements)**
For the Month Ended October 31, 2014
(US dollars in thousands)

	EFH Corporate Services Company	EFH Finance (No. 2) Holdings Company	EFH FS Holdings Company	EFH Renewables Company LLC	EFIH Finance Inc.	Energy Future Competitive Holdings Company LLC
Operating revenues	21,171	-	-	-	-	-
Fuel, purchased power costs and delivery fees	-	-	-	-	-	-
Net gain (loss) from commodity hedging and trading activities	-	-	-	-	-	-
Operating costs	-	-	-	-	-	-
Depreciation and amortization	(1,811)	-	-	-	-	-
Selling, general and administrative expenses	(19,084)	-	-	-	-	-
Franchise and revenue-based taxes	-	-	-	-	-	-
Goodwill impairment	-	-	-	-	-	-
Other income	5	-	-	-	-	-
Other deductions	(10)	-	-	-	-	-
Interest income	1	-	-	-	-	14
Interest expense and related charges	-	-	-	-	-	(434)
Reorganization items, net	-	-	-	-	-	(7)
Income (loss) before income taxes and equity in earnings of unconsolidated subsidiaries	272	-	-	-	-	(427)
Income tax (expense) benefit	(272)	-	-	-	-	139
Equity in earnings of unconsolidated subsidiaries (net of tax)	-	-	-	-	-	(108,557)
Net income (loss)	-	-	-	-	-	(108,845)

Notes:

1. All information contained herein is unaudited and subject to future adjustment. Certain totals may not sum due to rounding.

2. On a quarterly basis, the Debtors will include as a supplement to MOR 2 – Statements of Operations – an additional schedule detailing realized and unrealized gains/(losses) included in the net gain (loss) from commodity hedging and trading activities for each respective Debtor entity. The supplemental schedule is titled MOR - 2 Rider.

In re: **ENERGY FUTURE HOLDINGS CORP. et.al.,**
Debtor

Case No.: **14-10979(CSS)**
Reporting period: **October 2014**

MOR 2 - STATEMENTS OF OPERATIONS (Income Statements)
For the Month Ended October 31, 2014
(US dollars in thousands)

	Energy Future Holdings Corp.	Energy Future Intermediate Holding Company LLC	Generation Development Company LLC	Generation MT Company LLC	Generation SVC Company	Lake Creek 3 Power Company LLC
Operating revenues	-	-	-	-	-	-
Fuel, purchased power costs and delivery fees	-	-	-	-	-	-
Net gain (loss) from commodity hedging and trading activities	-	-	-	-	-	-
Operating costs	-	-	-	-	-	-
Depreciation and amortization	-	-	(9)	-	-	-
Selling, general and administrative expenses	(5,780)	(157)	-	-	-	-
Franchise and revenue-based taxes	-	-	-	-	-	-
Goodwill impairment	-	-	-	-	-	-
Other income	(3)	-	-	-	-	-
Other deductions	-	(16,614)	(55)	-	-	-
Interest income	665	(33)	-	-	-	-
Interest expense and related charges	(7)	(19,762)	(2)	-	-	-
Reorganization items, net	(1,297)	(23,038)	-	-	-	-
Income (loss) before income taxes and equity in earnings of unconsolidated subsidiaries	(6,422)	(59,604)	(66)	-	-	-
Income tax (expense) benefit	1,841	14,555	23	-	-	-
Equity in earnings of unconsolidated subsidiaries (net of tax)	(114,330)	23,651	-	-	-	-
Net income (loss)	(118,911)	(21,398)	(43)	-	-	-

Notes:

1. All information contained herein is unaudited and subject to future adjustment. Certain totals may not sum due to rounding.
2. On a quarterly basis, the Debtors will include as a supplement to MOR 2 – Statements of Operations – an additional schedule detailing realized and unrealized gains/(losses) included in the net gain (loss) from commodity hedging and trading activities for each respective Debtor entity. The supplemental schedule is titled MOR - 2 Rider.

In re: **ENERGY FUTURE HOLDINGS CORP. et.al.,**
Debtor

Case No.: **14-10979(CSS)**
Reporting period: **October 2014**

MOR 2 - STATEMENTS OF OPERATIONS (Income Statements)
For the Month Ended October 31, 2014
(US dollars in thousands)

	Lone Star Energy Company, Inc.	Lone Star Pipeline Company, Inc.	LSGT Gas Company LLC	LSGT SACROC, Inc.	Luminant Big Brown Mining Company LLC	Luminant Energy Company LLC
Operating revenues	-	-	-	-	6,262	189,461
Fuel, purchased power costs and delivery fees	-	-	-	-	(396)	(163,968)
Net gain (loss) from commodity hedging and trading activities	-	-	-	-	-	83,525
Operating costs	-	-	-	-	(5,292)	(26)
Depreciation and amortization	-	-	-	-	(552)	(826)
Selling, general and administrative expenses	-	-	(26)	-	-	(7,083)
Franchise and revenue-based taxes	-	-	-	-	-	-
Goodwill impairment	-	-	-	-	-	-
Other income	-	-	-	-	-	-
Other deductions	-	-	24	-	-	-
Interest income	-	-	6	-	-	1,401
Interest expense and related charges	-	-	-	-	(22)	(61)
Reorganization items, net	-	-	-	-	-	(23)
Income (loss) before income taxes and equity in earnings of unconsolidated subsidiaries	-	-	4	-	-	102,400
Income tax (expense) benefit	-	-	(1)	-	-	(36,460)
Equity in earnings of unconsolidated subsidiaries (net of tax)	-	-	(13)	-	-	(36)
Net income (loss)	-	-	(10)	-	-	65,904

Notes:

1. All information contained herein is unaudited and subject to future adjustment. Certain totals may not sum due to rounding.
2. On a quarterly basis, the Debtors will include as a supplement to MOR 2 – Statements of Operations – an additional schedule detailing realized and unrealized gains/(losses) included in the net gain (loss) from commodity hedging and trading activities for each respective Debtor entity. The supplemental schedule is titled MOR - 2 Rider.

In re: **ENERGY FUTURE HOLDINGS CORP. et.al.,**
Debtor**Case No.: 14-10979(CSS)**
Reporting period: October 2014**MOR 2 - STATEMENTS OF OPERATIONS (Income Statements)**
For the Month Ended October 31, 2014
(US dollars in thousands)

	Luminant Energy Trading California Company	Luminant ET Services Company	Luminant Generation Company LLC	Luminant Holding Company LLC	Luminant Mineral Development Company LLC	Luminant Mining Company LLC
Operating revenues	-	2,193	90,858	286	-	45,238
Fuel, purchased power costs and delivery fees	-	(2,226)	(56,881)	-	-	(29,897)
Net gain (loss) from commodity hedging and trading activities	-	-	(8,691)	-	-	-
Operating costs	-	-	(104,346)	-	-	(1,069)
Depreciation and amortization	-	-	(65,110)	-	-	(10,885)
Selling, general and administrative expenses	-	-	(10,461)	(286)	-	(335)
Franchise and revenue-based taxes	-	(18)	-	-	-	-
Goodwill impairment	-	-	-	-	-	-
Other income	-	-	161	-	-	5
Other deductions	-	-	(864)	-	(1)	(8)
Interest income	-	-	899	-	4	128
Interest expense and related charges	-	(5)	506	(6)	-	(145)
Reorganization items, net	-	-	(141)	-	-	-
Income (loss) before income taxes and equity in earnings of unconsolidated subsidiaries	-	(56)	(154,070)	(6)	3	3,032
Income tax (expense) benefit	-	20	58,896	2	(1)	(1,136)
Equity in earnings of unconsolidated subsidiaries (net of tax)	-	-	291	(26,361)	-	-
Net income (loss)	-	(36)	(94,883)	(26,365)	2	1,896

Notes:

1. All information contained herein is unaudited and subject to future adjustment. Certain totals may not sum due to rounding.

2. On a quarterly basis, the Debtors will include as a supplement to MOR 2 – Statements of Operations – an additional schedule detailing realized and unrealized gains/(losses) included in the net gain (loss) from commodity hedging and trading activities for each respective Debtor entity. The supplemental schedule is titled MOR - 2 Rider.

In re: **ENERGY FUTURE HOLDINGS CORP. et.al.,**
Debtor**Case No.: 14-10979(CSS)**
Reporting period: October 2014**MOR 2 - STATEMENTS OF OPERATIONS (Income Statements)**
For the Month Ended October 31, 2014
(US dollars in thousands)

	Luminant Renewables Company LLC	Martin Lake 4 Power Company LLC	Monticello 4 Power Company LLC	Morgan Creek 7 Power Company LLC	NCA Development Company LLC	NCA Resources Development Company LLC
Operating revenues	-	-	-	-	-	-
Fuel, purchased power costs and delivery fees	-	-	-	-	-	-
Net gain (loss) from commodity hedging and trading activities	-	-	-	-	-	-
Operating costs	-	-	-	-	-	-
Depreciation and amortization	-	-	-	-	-	-
Selling, general and administrative expenses	-	-	-	-	-	(175)
Franchise and revenue-based taxes	-	-	-	-	-	-
Goodwill impairment	-	-	-	-	-	-
Other income	-	-	-	-	-	-
Other deductions	-	-	-	-	-	-
Interest income	-	-	-	-	-	-
Interest expense and related charges	-	-	-	-	-	(11)
Reorganization items, net	-	-	-	-	-	-
Income (loss) before income taxes and equity in earnings of unconsolidated subsidiaries	-	-	-	-	-	(186)
Income tax (expense) benefit	-	-	-	-	-	66
Equity in earnings of unconsolidated subsidiaries (net of tax)	-	-	-	-	-	-
Net income (loss)	-	-	-	-	-	(120)

Notes:

1. All information contained herein is unaudited and subject to future adjustment. Certain totals may not sum due to rounding.

2. On a quarterly basis, the Debtors will include as a supplement to MOR 2 – Statements of Operations – an additional schedule detailing realized and unrealized gains/(losses) included in the net gain (loss) from commodity hedging and trading activities for each respective Debtor entity. The supplemental schedule is titled MOR - 2 Rider.

In re: **ENERGY FUTURE HOLDINGS CORP. et.al.,**
Debtor

Case No.: **14-10979(CSS)**
Reporting period: **October 2014**

MOR 2 - STATEMENTS OF OPERATIONS (Income Statements)
For the Month Ended October 31, 2014
(US dollars in thousands)

	Oak Grove Management Company LLC	Oak Grove Mining Company LLC	Oak Grove Power Company LLC	Sandow Power Company LLC	Southwestern Electric Service Company, Inc.	TCEH Finance, Inc.
Operating revenues	30,160	-	-	13,644	-	-
Fuel, purchased power costs and delivery fees	(6,706)	-	-	(9,235)	-	-
Net gain (loss) from commodity hedging and trading activities	-	-	-	-	-	-
Operating costs	(7,501)	-	-	(4,148)	-	-
Depreciation and amortization	(14,790)	-	-	(4,394)	-	-
Selling, general and administrative expenses	(10)	-	-	-	-	-
Franchise and revenue-based taxes	-	-	-	-	-	-
Goodwill impairment	-	-	-	-	-	-
Other income	301	-	-	299	-	-
Other deductions	(3)	-	-	-	-	-
Interest income	641	-	2	52	-	-
Interest expense and related charges	54	-	-	20	-	-
Reorganization items, net	-	-	-	-	-	-
Income (loss) before income taxes and equity in earnings of unconsolidated subsidiaries	2,146	-	2	(3,762)	-	-
Income tax (expense) benefit	(765)	-	(1)	1,243	-	-
Equity in earnings of unconsolidated subsidiaries (net of tax)	-	-	-	-	-	-
Net income (loss)	1,381	-	1	(2,519)	-	-

Notes:

1. All information contained herein is unaudited and subject to future adjustment. Certain totals may not sum due to rounding.

2. On a quarterly basis, the Debtors will include as a supplement to MOR 2 – Statements of Operations – an additional schedule detailing realized and unrealized gains/(losses) included in the net gain (loss) from commodity hedging and trading activities for each respective Debtor entity. The supplemental schedule is titled MOR - 2 Rider.

In re: **ENERGY FUTURE HOLDINGS CORP. et.al.,**
Debtor**Case No.: 14-10979(CSS)**
Reporting period: October 2014**MOR 2 - STATEMENTS OF OPERATIONS (Income Statements)**
For the Month Ended October 31, 2014
(US dollars in thousands)

	Texas Competitive Electric Holdings Company LLC	Texas Electric Service Company, Inc.	Texas Energy Industries Company, Inc.	Texas Power & Light Company, Inc.	Texas Utilities Company, Inc.	Texas Utilities Electric Company, Inc.
Operating revenues	46	-	-	-	-	-
Fuel, purchased power costs and delivery fees	-	-	-	-	-	-
Net gain (loss) from commodity hedging and trading activities	-	-	-	-	-	-
Operating costs	-	-	-	-	-	-
Depreciation and amortization	(46)	-	-	-	-	-
Selling, general and administrative expenses	146	-	-	-	-	-
Franchise and revenue-based taxes	-	-	-	-	-	-
Goodwill impairment	-	-	-	-	-	-
Other income	-	-	-	-	-	-
Other deductions	-	-	-	-	-	-
Interest income	288	-	-	-	-	-
Interest expense and related charges	(120,617)	-	-	-	-	-
Reorganization items, net	1,990	-	-	-	-	-
Income (loss) before income taxes and equity in earnings of unconsolidated subsidiaries	(118,193)	-	-	-	-	-
Income tax (expense) benefit	33,131	-	-	-	-	-
Equity in earnings of unconsolidated subsidiaries (net of tax)	(23,495)	-	-	-	-	-
Net income (loss)	(108,557)	-	-	-	-	-

Notes:

1. All information contained herein is unaudited and subject to future adjustment. Certain totals may not sum due to rounding.
2. On a quarterly basis, the Debtors will include as a supplement to MOR 2 – Statements of Operations – an additional schedule detailing realized and unrealized gains/(losses) included in the net gain (loss) from commodity hedging and trading activities for each respective Debtor entity. The supplemental schedule is titled MOR - 2 Rider.

In re: **ENERGY FUTURE HOLDINGS CORP. et.al.,**
Debtor**Case No.: 14-10979(CSS)**
Reporting period: October 2014**MOR 2 - STATEMENTS OF OPERATIONS (Income Statements)**
For the Month Ended October 31, 2014
(US dollars in thousands)

	Tradinghouse 3 & 4 Power Company LLC	Tradinghouse Power Company LLC	TXU Electric Company, Inc.	TXU Energy Receivables Company LLC	TXU Energy Retail Company LLC	TXU Energy Solutions Company LLC
Operating revenues	-	-	-	-	342,886	-
Fuel, purchased power costs and delivery fees	-	-	-	-	(229,919)	-
Net gain (loss) from commodity hedging and trading activities	-	-	-	-	(64,028)	-
Operating costs	-	-	-	-	(864)	-
Depreciation and amortization	-	-	-	-	(4,370)	-
Selling, general and administrative expenses	-	-	-	-	(31,484)	132
Franchise and revenue-based taxes	-	-	-	-	(7,975)	-
Goodwill impairment	-	-	-	-	-	-
Other income	-	-	-	-	-	-
Other deductions	-	(6)	-	-	(1)	-
Interest income	-	-	-	-	1,506	-
Interest expense and related charges	-	-	-	-	(81)	(5)
Reorganization items, net	-	-	-	-	-	-
Income (loss) before income taxes and equity in earnings of unconsolidated subsidiaries	-	(6)	-	-	5,670	127
Income tax (expense) benefit	-	2	-	-	(2,811)	(45)
Equity in earnings of unconsolidated subsidiaries (net of tax)	-	-	-	-	82	-
Net income (loss)	-	(4)	-	-	2,941	82

Notes:

1. All information contained herein is unaudited and subject to future adjustment. Certain totals may not sum due to rounding.
2. On a quarterly basis, the Debtors will include as a supplement to MOR 2 – Statements of Operations – an additional schedule detailing realized and unrealized gains/(losses) included in the net gain (loss) from commodity hedging and trading activities for each respective Debtor entity. The supplemental schedule is titled MOR - 2 Rider.

In re: **ENERGY FUTURE HOLDINGS CORP. et.al.,**
Debtor**Case No.: 14-10979(CSS)**
Reporting period: October 2014**MOR 2 - STATEMENTS OF OPERATIONS (Income Statements)**
For the Month Ended October 31, 2014
(US dollars in thousands)

	TXU Receivables Company	TXU Retail Services Company	TXU SEM Company	Valley NG Power Company LLC	Valley Power Company LLC
Operating revenues	-	8,207	-	-	-
Fuel, purchased power costs and delivery fees	-	-	-	(8)	-
Net gain (loss) from commodity hedging and trading activities	-	-	-	-	-
Operating costs	-	-	-	(7)	-
Depreciation and amortization	-	-	-	(2)	-
Selling, general and administrative expenses	-	(8,207)	-	-	-
Franchise and revenue-based taxes	-	-	-	-	-
Goodwill impairment	-	-	-	-	-
Other income	-	-	-	-	-
Other deductions	-	-	-	-	-
Interest income	-	-	-	-	-
Interest expense and related charges	-	-	-	-	-
Reorganization items, net	-	-	-	-	-
Income (loss) before income taxes and equity in earnings of unconsolidated subsidiaries	-	-	-	(17)	-
Income tax (expense) benefit	-	-	-	6	-
Equity in earnings of unconsolidated subsidiaries (net of tax)	-	-	-	-	-
Net income (loss)	-	-	-	(11)	-

Notes:

1. All information contained herein is unaudited and subject to future adjustment. Certain totals may not sum due to rounding.
2. On a quarterly basis, the Debtors will include as a supplement to MOR 2 – Statements of Operations – an additional schedule detailing realized and unrealized gains/(losses) included in the net gain (loss) from commodity hedging and trading activities for each respective Debtor entity. The supplemental schedule is titled MOR - 2 Rider.

In re: ENERGY FUTURE HOLDINGS CORP. et.al.,
 Debtor

Case No.: 14-10979(CSS)
 Reporting period: October 2014

MOR 3 - BALANCE SHEETS
As at October 31, 2014
(US dollars in thousands)

	4Change Energy Company	4Change Energy Holdings LLC	Big Brown 3 Power Company LLC	Big Brown Lignite Company LLC	Big Brown Power Company LLC	Brighten Energy LLC	Brighten Holdings LLC	Collin Power Company LLC	Dallas Power & Light Company, Inc.
ASSETS									
Current assets:									
Cash and cash equivalents	1,613	-	-	-	-	-	-	-	-
Restricted cash	-	-	-	-	-	-	-	-	-
Trade accounts receivable - net	3,016	-	-	-	-	-	-	-	-
Income taxes receivable - net	-	-	-	-	-	-	-	-	-
Accounts receivable - affiliates	2	-	-	269	9,726	-	-	-	-
Advances to affiliates	1,018	-	-	3,856	29,202	-	-	-	-
Inventories	-	-	-	-	-	-	-	-	-
Commodity and other derivative contractual assets	-	-	-	-	-	-	-	-	-
Accumulated deferred income taxes	(18)	-	-	-	-	-	-	-	-
Margin deposits related to commodity positions	-	-	-	-	-	-	-	-	-
Other current assets	138	-	-	-	-	-	-	-	-
Total current assets	5,769	-	-	4,125	38,928	-	-	-	-
Restricted cash	-	-	-	-	-	-	-	-	-
Advances to affiliates	-	11,368	12	32,293	2,100,140	-	-	564	-
Receivable from unconsolidated subsidiary	-	-	-	-	-	-	-	-	-
Investment in subsidiaries	-	(5,834)	-	-	-	-	(6,095)	-	-
Other investments	-	-	-	-	-	-	-	-	-
Property, plant and equipment - net	-	-	-	6,491	891,915	-	-	-	-
Goodwill	-	-	-	-	-	-	-	-	-
Identifiable intangible assets - net	-	-	-	-	16,846	-	-	-	-
Commodity and other derivative contractual assets	-	-	-	-	-	-	-	-	-
Accumulated deferred income taxes	6,645	865	637	30,903	(43,316)	3,206	1	672	-
Other noncurrent assets	-	-	-	-	-	-	-	-	-
Total assets	12,414	6,399	649	73,812	3,004,513	3,206	(6,094)	1,236	-
LIABILITIES AND MEMBERSHIP INTERESTS / EQUITY									
Current liabilities:									
Notes, loans and other debt	-	-	-	-	-	-	-	-	-
Trade accounts payable	938	(1)	-	-	-	-	-	-	-
Accounts payable - affiliates	2,191	-	-	-	4,739	-	-	-	-
Advances from affiliates	-	-	-	-	-	2	-	-	-
Commodity and other derivative contractual liabilities	-	-	-	-	-	-	-	-	-
Margin deposits related to commodity positions	-	-	-	-	-	-	-	-	-
Accrued income taxes	(402)	302	(3)	21,709	5,505	(123)	-	4	-
Accrued taxes other than income	-	-	-	26	3,307	-	-	-	-
Accumulated deferred income taxes	(209)	-	-	(6)	(1,378)	-	-	(1)	-
Accrued interest	-	-	-	-	-	-	-	-	-
Other current liabilities	649	-	-	-	-	-	-	-	-
Total current liabilities	3,167	301	(3)	21,729	12,173	(121)	-	3	-
Accumulated deferred income taxes	16	-	(1,124)	(19,759)	273,424	5	-	(54)	-
Commodity and other derivative contractual liabilities	-	-	-	-	-	-	-	-	-
Advances from affiliates	-	-	-	-	-	-	-	-	-
Borrowings under debtor-in-possession credit facilities	-	-	-	-	-	-	-	-	-
Long-term debt, less amounts due currently	-	-	-	-	-	-	-	-	-
Liabilities subject to compromise	15,067	-	-	-	-	9,417	3	-	-
Other noncurrent liabilities and deferred credits	-	-	-	3,815	15,964	-	-	-	-
Total liabilities	18,250	301	(1,127)	5,785	301,561	9,301	3	(51)	-
Membership interests / equity:									
Membership interests / shareholders' equity	(5,836)	6,098	1,776	68,027	2,702,952	(6,095)	(6,097)	1,287	-
Total liabilities and membership interests / equity	12,414	6,399	649	73,812	3,004,513	3,206	(6,094)	1,236	-

Note: All information contained herein is unaudited and subject to future adjustment. Certain totals may not sum due to rounding.

**In re: ENERGY FUTURE HOLDINGS CORP. et.al.,
 Debtor**

**Case No.: 14-10979(CSS)
 Reporting period: October 2014**

**MOR 3 - BALANCE SHEETS
 As at October 31, 2014
 (US dollars in thousands)**

	DeCordova II Power Company LLC	DeCordova Power Company LLC	Eagle Mountain Power Company LLC	Ebasco Services of Canada Ltd.	EEC Holdings, Inc.	EECI, Inc.	EFH Australia (No. 2) Holdings Company
ASSETS							
Current assets:							
Cash and cash equivalents	-	-	-	-	-	-	-
Restricted cash	-	-	-	-	-	-	-
Trade accounts receivable - net	-	-	-	-	-	-	-
Income taxes receivable - net	-	-	-	-	-	-	-
Accounts receivable - affiliates	-	1,146	-	-	-	-	-
Advances to affiliates	-	-	-	-	51	-	-
Inventories	-	-	-	-	-	-	-
Commodity and other derivative contractual assets	-	-	-	-	-	-	-
Accumulated deferred income taxes	-	-	-	-	-	-	-
Margin deposits related to commodity positions	-	-	-	-	-	-	-
Other current assets	-	-	-	-	-	-	-
Total current assets	-	1,146	-	-	51	-	-
Restricted cash	-	-	-	-	-	-	-
Advances to affiliates	-	-	-	-	403,775	83,707	1
Receivable from unconsolidated subsidiary	-	-	-	-	-	-	-
Investment in subsidiaries	-	-	-	-	81,750	-	-
Other investments	-	-	-	-	-	-	-
Property, plant and equipment - net	-	3,663	-	-	-	-	-
Goodwill	-	-	-	-	-	-	-
Identifiable intangible assets - net	-	-	-	-	-	-	-
Commodity and other derivative contractual assets	-	-	-	-	-	-	-
Accumulated deferred income taxes	-	5,681	-	-	55	-	-
Other noncurrent assets	-	-	-	-	-	-	-
Total assets	-	10,490	-	-	485,631	83,707	1
LIABILITIES AND MEMBERSHIP INTERESTS / EQUITY							
Current liabilities:							
Notes, loans and other debt	-	-	-	-	-	-	-
Trade accounts payable	-	-	-	-	-	-	-
Accounts payable - affiliates	-	-	-	-	-	-	-
Advances from affiliates	-	1,054	-	-	-	116	-
Commodity and other derivative contractual liabilities	-	-	-	-	-	-	-
Margin deposits related to commodity positions	-	-	-	-	-	-	-
Accrued income taxes	-	(194)	-	-	9,716	(26)	-
Accrued taxes other than income	-	43	-	-	-	-	-
Accumulated deferred income taxes	-	-	-	-	(21)	-	-
Accrued interest	-	-	-	-	-	-	-
Other current liabilities	-	-	-	-	-	330	-
Total current liabilities	-	903	-	-	9,695	420	-
Accumulated deferred income taxes	-	1,616	-	-	-	-	-
Commodity and other derivative contractual liabilities	-	-	-	-	-	-	-
Advances from affiliates	-	-	-	-	-	-	-
Borrowings under debtor-in-possession credit facilities	-	-	-	-	-	-	-
Long-term debt, less amounts due currently	-	-	-	-	-	-	-
Liabilities subject to compromise	-	29,820	-	1,537	-	-	1,580
Other noncurrent liabilities and deferred credits	-	290	-	-	-	-	-
Total liabilities	-	32,629	-	1,537	9,695	420	1,580
Membership interests / equity:							
Membership interests / shareholders' equity	-	(22,139)	-	(1,537)	475,936	83,287	(1,579)
Total liabilities and membership interests / equity	-	10,490	-	-	485,631	83,707	1

Note: All information contained herein is unaudited and subject to future adjustment. Certain totals may not sum due to rounding.

**In re: ENERGY FUTURE HOLDINGS CORP. et.al.,
 Debtor**

**Case No.: 14-10979(CSS)
 Reporting period: October 2014**

**MOR 3 - BALANCE SHEETS
 As at October 31, 2014
 (US dollars in thousands)**

	EFH CG Holdings Company LP	EFH CG Management Company LLC	EFH Corporate Services Company	EFH Finance (No. 2) Holdings Company	EFH FS Holdings Company	EFH Renewables Company LLC	EFIH Finance Inc.
ASSETS							
Current assets:							
Cash and cash equivalents	-	-	25,809	-	-	-	-
Restricted cash	-	-	4,418	-	-	-	-
Trade accounts receivable - net	-	-	58	-	-	-	-
Income taxes receivable - net	-	-	-	-	-	-	-
Accounts receivable - affiliates	-	10	23,901	-	-	-	-
Advances to affiliates	-	57	17,995	-	10	-	-
Inventories	-	-	-	-	-	-	-
Commodity and other derivative contractual assets	-	-	-	-	-	-	-
Accumulated deferred income taxes	-	-	7,640	-	-	-	-
Margin deposits related to commodity positions	-	-	-	-	-	-	-
Other current assets	-	-	13,552	-	-	-	-
Total current assets	-	67	93,373	-	10	-	-
Restricted cash	-	-	-	-	-	-	-
Advances to affiliates	-	20,199	27,494	123,728	1,472,577	-	-
Receivable from unconsolidated subsidiary	-	-	-	-	-	-	-
Investment in subsidiaries	-	595	(4,120)	-	-	-	-
Other investments	-	-	1,067	-	-	-	-
Property, plant and equipment - net	373	-	56,157	-	-	-	-
Goodwill	-	-	-	-	-	-	-
Identifiable intangible assets - net	-	-	14,635	-	-	-	-
Commodity and other derivative contractual assets	-	-	-	-	-	-	-
Accumulated deferred income taxes	580	(26,066)	61,636	-	-	-	-
Other noncurrent assets	-	-	1,397	-	-	-	-
Total assets	953	(5,205)	251,639	123,728	1,472,587	-	-
LIABILITIES AND MEMBERSHIP INTERESTS / EQUITY							
Current liabilities:							
Notes, loans and other debt	-	-	-	-	-	-	-
Trade accounts payable	-	-	13,599	-	-	-	-
Accounts payable - affiliates	-	-	9,883	-	-	-	-
Advances from affiliates	-	-	57	-	-	-	-
Commodity and other derivative contractual liabilities	-	-	-	-	-	-	-
Margin deposits related to commodity positions	-	-	-	-	-	-	-
Accrued income taxes	-	(638)	3,750	-	56,812	-	-
Accrued taxes other than income	262	-	1,085	-	-	-	-
Accumulated deferred income taxes	-	(1)	42	-	-	-	-
Accrued interest	-	-	-	-	-	-	-
Other current liabilities	-	-	32,791	-	-	-	-
Total current liabilities	262	(639)	61,207	-	56,812	-	-
Accumulated deferred income taxes	-	(133)	46,672	-	-	-	-
Commodity and other derivative contractual liabilities	-	-	-	-	-	-	-
Advances from affiliates	-	-	-	-	-	-	-
Borrowings under debtor-in-possession credit facilities	-	-	-	-	-	-	-
Long-term debt, less amounts due currently	-	-	-	-	-	-	-
Liabilities subject to compromise	-	-	80,036	10,735	38,412	-	-
Other noncurrent liabilities and deferred credits	-	-	41,845	-	416	-	-
Total liabilities	262	(772)	229,760	10,735	95,640	-	-
Membership interests / equity:							
Membership interests / shareholders' equity	691	(4,433)	21,879	112,993	1,376,947	-	-
Total liabilities and membership interests / equity	953	(5,205)	251,639	123,728	1,472,587	-	-

Note: All information contained herein is unaudited and subject to future adjustment. Certain totals may not sum due to rounding.

In re: ENERGY FUTURE HOLDINGS CORP. et.al.,
 Debtor

Case No.: 14-10979(CSS)
 Reporting period: October 2014

MOR 3 - BALANCE SHEETS
As at October 31, 2014
(US dollars in thousands)

	Energy Future Competitive Holdings Company LLC	Energy Future Holdings Corp.	Energy Future Intermediate Holding Company LLC	Generation Development Company LLC	Generation MT Company LLC	Generation SVC Company	Lake Creek 3 Power Company LLC
ASSETS							
Current assets:							
Cash and cash equivalents	4	339,542	1,222,644	1	-	-	-
Restricted cash	-	-	-	-	-	-	-
Trade accounts receivable - net	-	163	-	-	-	-	-
Income taxes receivable - net	-	-	-	-	-	-	-
Accounts receivable - affiliates	-	4,303	-	-	-	-	-
Advances to affiliates	10,766	146,741	-	-	-	-	-
Inventories	-	-	-	-	-	-	-
Commodity and other derivative contractual assets	-	-	-	-	-	-	-
Accumulated deferred income taxes	20	36,847	-	-	-	-	-
Margin deposits related to commodity positions	-	-	-	-	-	-	-
Other current assets	-	9,400	4,055	-	-	-	-
Total current assets	10,790	536,996	1,226,699	1	-	-	-
Restricted cash	-	-	-	-	-	-	-
Advances to affiliates	14,891	1,545,227	3,231	32	16,658	-	-
Receivable from unconsolidated subsidiary	-	93,613	-	-	-	-	-
Investment in subsidiaries	(13,250,955)	(12,048,571)	6,048,150	-	-	-	-
Other investments	-	91,733	634,972	-	-	-	-
Property, plant and equipment - net	-	-	-	1,384	-	-	-
Goodwill	-	-	-	-	-	-	-
Identifiable intangible assets - net	-	-	-	-	-	-	-
Commodity and other derivative contractual assets	-	-	-	-	-	-	-
Accumulated deferred income taxes	8,370	(524,401)	107,115	193,189	(113)	1,442	-
Other noncurrent assets	-	7,378	-	5,000	-	-	-
Total assets	(13,216,904)	(10,298,025)	8,020,167	199,606	16,545	1,442	-
LIABILITIES AND MEMBERSHIP INTERESTS / EQUITY							
Current liabilities:							
Notes, loans and other debt	-	-	-	-	-	-	-
Trade accounts payable	7	1,065	3,752	20	-	-	-
Accounts payable - affiliates	-	1,683	356	29	-	-	-
Advances from affiliates	8,184	26,248	-	244	-	-	-
Commodity and other derivative contractual liabilities	-	-	-	-	-	-	-
Margin deposits related to commodity positions	-	-	-	-	-	-	-
Accrued income taxes	(4,184)	132	(63)	(17,360)	438	(28)	-
Accrued taxes other than income	-	73	-	-	-	-	-
Accumulated deferred income taxes	(2,172)	48,738	(46)	2	-	-	-
Accrued interest	1,337	-	20,400	-	-	-	-
Other current liabilities	12,309	52,303	17,228	-	-	-	-
Total current liabilities	15,481	130,242	41,627	(17,065)	438	(28)	-
Accumulated deferred income taxes	4,853	(129,990)	60,120	(29,811)	-	-	-
Commodity and other derivative contractual liabilities	-	-	-	-	-	-	-
Advances from affiliates	-	7,955	-	-	-	-	-
Borrowings under debtor-in-possession credit facilities	-	-	5,400,000	-	-	-	-
Long-term debt, less amounts due currently	42,518	-	-	-	-	-	-
Liabilities subject to compromise	129,675	4,019,232	3,955,751	1,382,809	-	4,277	-
Other noncurrent liabilities and deferred credits	6,028	282,813	-	10	-	-	-
Total liabilities	198,555	4,310,252	9,457,498	1,335,943	438	4,249	-
Membership interests / equity:							
Membership interests / shareholders' equity	(13,415,459)	(14,608,277)	(1,437,331)	(1,136,337)	16,107	(2,807)	-
Total liabilities and membership interests / equity	(13,216,904)	(10,298,025)	8,020,167	199,606	16,545	1,442	-

Note: All information contained herein is unaudited and subject to future adjustment. Certain totals may not sum due to rounding.

In re: ENERGY FUTURE HOLDINGS CORP. et.al.,
 Debtor

Case No.: 14-10979(CSS)
 Reporting period: October 2014

MOR 3 - BALANCE SHEETS
As at October 31, 2014
(US dollars in thousands)

	Lone Star Energy Company, Inc.	Lone Star Pipeline Company, Inc.	LSGT Gas Company LLC	LSGT SACROC, Inc.	Luminant Big Brown Mining Company LLC	Luminant Energy Company LLC	Luminant Energy Trading California Company
ASSETS							
Current assets:							
Cash and cash equivalents	-	-	-	-	-	206	-
Restricted cash	-	-	-	-	-	-	-
Trade accounts receivable - net	-	-	-	-	-	99,021	-
Income taxes receivable - net	-	-	-	-	-	-	-
Accounts receivable - affiliates	-	-	170	-	6,281	170,767	-
Advances to affiliates	-	-	527	-	-	272,421	-
Inventories	-	-	-	-	-	65,804	-
Commodity and other derivative contractual assets	-	-	-	-	-	344,621	-
Accumulated deferred income taxes	-	-	(140)	-	183	2,865	-
Margin deposits related to commodity positions	-	-	-	-	-	56,439	-
Other current assets	-	-	65	-	52	6,237	-
Total current assets	-	-	622	-	6,516	1,018,381	-
Restricted cash	-	-	-	-	-	-	-
Advances to affiliates	-	-	564,224	502,115	10,041	1,745,742	-
Receivable from unconsolidated subsidiary	-	-	-	-	-	-	-
Investment in subsidiaries	-	-	952,389	-	-	(11,522)	-
Other investments	-	-	1,336	-	-	-	-
Property, plant and equipment - net	-	-	-	-	72,864	3,431	-
Goodwill	-	-	-	-	-	-	-
Identifiable intangible assets - net	-	-	-	-	1,401	237,820	-
Commodity and other derivative contractual assets	-	-	-	-	-	31,249	-
Accumulated deferred income taxes	-	-	174,324	-	7,951	(92,958)	5
Other noncurrent assets	-	-	-	-	-	2	-
Total assets	-	-	1,692,895	502,115	98,773	2,932,145	5
LIABILITIES AND MEMBERSHIP INTERESTS / EQUITY							
Current liabilities:							
Notes, loans and other debt	-	-	-	-	-	-	-
Trade accounts payable	-	-	4	-	547	89,954	-
Accounts payable - affiliates	-	-	205	-	6,711	148,240	-
Advances from affiliates	-	-	51	-	2,752	-	-
Commodity and other derivative contractual liabilities	-	-	-	-	-	157,596	-
Margin deposits related to commodity positions	-	-	-	-	-	8,268	-
Accrued income taxes	-	-	(4,807)	22,418	453	(275,846)	-
Accrued taxes other than income	-	-	(1)	-	590	1,619	-
Accumulated deferred income taxes	-	-	(199)	(50)	-	(7,989)	-
Accrued interest	-	-	-	-	2	-	-
Other current liabilities	-	-	4	-	9,560	11,062	-
Total current liabilities	-	-	(4,743)	22,368	20,615	132,904	-
Accumulated deferred income taxes	-	-	(3,404)	-	8,310	42,705	-
Commodity and other derivative contractual liabilities	-	-	-	-	-	28,283	-
Advances from affiliates	-	-	-	-	-	-	-
Borrowings under debtor-in-possession credit facilities	-	-	-	-	-	-	-
Long-term debt, less amounts due currently	-	-	-	-	1,967	-	-
Liabilities subject to compromise	-	-	992,730	-	1,400	59,967	-
Other noncurrent liabilities and deferred credits	-	-	2,636	275	115	757	-
Total liabilities	-	-	987,219	22,643	32,407	264,616	-
Membership interests / equity:							
Membership interests / shareholders' equity	-	-	705,676	479,472	66,366	2,667,529	5
Total liabilities and membership interests / equity	-	-	1,692,895	502,115	98,773	2,932,145	5

Note: All information contained herein is unaudited and subject to future adjustment. Certain totals may not sum due to rounding.

In re: ENERGY FUTURE HOLDINGS CORP. et.al.,
 Debtor

Case No.: 14-10979(CSS)
 Reporting period: October 2014

MOR 3 - BALANCE SHEETS
As at October 31, 2014
(US dollars in thousands)

	Luminant ET Services Company	Luminant Generation Company LLC	Luminant Holding Company LLC	Luminant Mineral Development Company LLC	Luminant Mining Company LLC	Luminant Renewables Company LLC	Martin Lake 4 Power Company LLC
ASSETS							
Current assets:							
Cash and cash equivalents	-	341	-	-	264	-	-
Restricted cash	-	2,036	-	-	25	-	-
Trade accounts receivable - net	923	40,726	-	-	(4,329)	-	-
Income taxes receivable - net	-	-	-	-	-	-	-
Accounts receivable - affiliates	2,309	91,786	287	189	46,371	-	-
Advances to affiliates	-	260,421	-	1,059	45,633	-	-
Inventories	-	249,498	-	-	42,688	-	-
Commodity and other derivative contractual assets	-	(6,668)	-	-	-	-	-
Accumulated deferred income taxes	-	(3,695)	282	-	(5,767)	-	-
Margin deposits related to commodity positions	-	-	-	-	-	-	-
Other current assets	28	18,483	-	-	3,894	-	-
Total current assets	3,260	652,928	569	1,248	128,779	-	-
Restricted cash	-	-	-	-	-	-	-
Advances to affiliates	-	4,888,445	681,588	100,383	128,133	-	-
Receivable from unconsolidated subsidiary	-	-	-	-	-	-	-
Investment in subsidiaries	-	60,792	17,760,298	-	-	-	-
Other investments	-	876,285	-	409	20,561	-	-
Property, plant and equipment - net	-	10,868,572	-	-	643,003	-	-
Goodwill	-	-	-	-	-	-	-
Identifiable intangible assets - net	-	182,619	-	7,006	73,593	-	-
Commodity and other derivative contractual assets	-	-	-	-	-	-	-
Accumulated deferred income taxes	7,078	113,701	328,920	(3,220)	30,649	767	-
Other noncurrent assets	-	4,333	-	-	1,431	-	-
Total assets	10,338	17,647,675	18,771,375	105,826	1,026,149	767	-
LIABILITIES AND MEMBERSHIP INTERESTS / EQUITY							
Current liabilities:							
Notes, loans and other debt	-	-	-	-	-	-	-
Trade accounts payable	254	125,748	(1)	-	45,694	-	-
Accounts payable - affiliates	2,252	85,706	363	-	7,330	-	-
Advances from affiliates	729	-	1,032	-	-	-	-
Commodity and other derivative contractual liabilities	-	6,917	-	-	-	-	-
Margin deposits related to commodity positions	-	-	-	-	-	-	-
Accrued income taxes	(73)	90,617	6,179	3,292	16,339	(15)	-
Accrued taxes other than income	12	53,212	32	164	6,077	-	-
Accumulated deferred income taxes	9	(2,200)	(1,519)	(18)	76	-	-
Accrued interest	-	169	-	-	6	-	-
Other current liabilities	2	40,587	542	-	36,185	-	-
Total current liabilities	3,185	400,756	6,628	3,438	111,707	(15)	-
Accumulated deferred income taxes	-	2,990,016	-	(1,589)	110,683	-	(155)
Commodity and other derivative contractual liabilities	-	438	-	-	-	-	-
Advances from affiliates	-	-	-	-	-	-	-
Borrowings under debtor-in-possession credit facilities	-	-	-	-	-	-	-
Long-term debt, less amounts due currently	-	34,419	-	-	2,858	-	-
Liabilities subject to compromise	18,604	1,470,760	69	-	34,773	2,264	-
Other noncurrent liabilities and deferred credits	-	1,582,958	55	-	29,879	-	-
Total liabilities	21,789	6,479,347	6,752	1,849	289,900	2,249	(155)
Membership interests / equity:							
Membership interests / shareholders' equity	(11,451)	11,168,328	18,764,623	103,977	736,249	(1,482)	155
Total liabilities and membership interests / equity	10,338	17,647,675	18,771,375	105,826	1,026,149	767	-

Note: All information contained herein is unaudited and subject to future adjustment. Certain totals may not sum due to rounding.

In re: ENERGY FUTURE HOLDINGS CORP. et.al.,
 Debtor

Case No.: 14-10979(CSS)
 Reporting period: October 2014

MOR 3 - BALANCE SHEETS
As at October 31, 2014
(US dollars in thousands)

	Monticello 4 Power Company LLC	Morgan Creek 7 Power Company LLC	NCA Development Company LLC	NCA Resources Development Company LLC	Oak Grove Management Company LLC	Oak Grove Mining Company LLC	Oak Grove Power Company LLC
ASSETS							
Current assets:							
Cash and cash equivalents	-	-	-	-	-	-	-
Restricted cash	-	-	-	-	-	-	-
Trade accounts receivable - net	-	-	-	-	2,892	-	-
Income taxes receivable - net	-	-	-	-	-	-	-
Accounts receivable - affiliates	-	-	-	19	31,988	-	40
Advances to affiliates	-	-	-	-	157,607	-	327
Inventories	-	-	-	-	45,233	-	-
Commodity and other derivative contractual assets	-	-	-	-	-	-	-
Accumulated deferred income taxes	-	-	-	-	1,135	-	-
Margin deposits related to commodity positions	-	-	-	-	-	-	-
Other current assets	-	-	-	-	1,043	-	-
Total current assets	-	-	-	19	239,898	-	367
Restricted cash	-	-	-	-	-	-	-
Advances to affiliates	-	-	-	40,427	-	-	17,037
Receivable from unconsolidated subsidiary	-	-	-	-	-	-	-
Investment in subsidiaries	-	-	-	-	-	-	-
Other investments	-	-	-	655	-	-	-
Property, plant and equipment - net	-	-	-	7,146	3,045,942	21,767	15,306
Goodwill	-	-	-	-	-	-	-
Identifiable intangible assets - net	-	-	-	-	11,176	-	-
Commodity and other derivative contractual assets	-	-	-	-	-	-	-
Accumulated deferred income taxes	-	-	-	36	284,345	237	-
Other noncurrent assets	-	-	-	419	2,009	-	-
Total assets	-	-	-	48,702	3,583,370	22,004	32,710
LIABILITIES AND MEMBERSHIP INTERESTS / EQUITY							
Current liabilities:							
Notes, loans and other debt	-	-	-	-	-	-	-
Trade accounts payable	-	-	-	647	15,830	-	-
Accounts payable - affiliates	-	-	-	156	4,598	-	17
Advances from affiliates	-	-	-	2,835	-	-	-
Commodity and other derivative contractual liabilities	-	-	-	-	-	-	-
Margin deposits related to commodity positions	-	-	-	-	-	-	-
Accrued income taxes	-	-	-	(520)	14,525	(21)	155
Accrued taxes other than income	-	-	-	46	19,486	-	-
Accumulated deferred income taxes	-	-	-	(9)	-	(1)	(2)
Accrued interest	-	-	-	-	1	-	-
Other current liabilities	-	-	-	-	8,177	-	-
Total current liabilities	-	-	-	3,155	62,617	(22)	170
Accumulated deferred income taxes	(26)	-	-	281	548,071	(1,288)	(1,652)
Commodity and other derivative contractual liabilities	-	-	-	-	-	-	-
Advances from affiliates	-	-	-	-	-	-	-
Borrowings under debtor-in-possession credit facilities	-	-	-	-	-	-	-
Long-term debt, less amounts due currently	-	-	-	-	894	-	-
Liabilities subject to compromise	-	-	-	425	2,365,539	2,795	2,662
Other noncurrent liabilities and deferred credits	-	-	-	-	1,264	-	-
Total liabilities	(26)	-	-	3,861	2,978,385	1,485	1,180
Membership interests / equity:							
Membership interests / shareholders' equity	26	-	-	44,841	604,985	20,519	31,530
Total liabilities and membership interests / equity	-	-	-	48,702	3,583,370	22,004	32,710

Note: All information contained herein is unaudited and subject to future adjustment. Certain totals may not sum due to rounding.

In re: ENERGY FUTURE HOLDINGS CORP. et.al.,
 Debtor

Case No.: 14-10979(CSS)
 Reporting period: October 2014

MOR 3 - BALANCE SHEETS
As at October 31, 2014
(US dollars in thousands)

	Sandow Power Company LLC	Southwestern Electric Service Company, Inc.	TCEH Finance, Inc.	Texas Competitive Electric Holdings Company LLC	Texas Electric Service Company, Inc.	Texas Energy Industries Company, Inc.	Texas Power & Light Company, Inc.
ASSETS							
Current assets:							
Cash and cash equivalents	-	-	-	2,028,947	-	-	-
Restricted cash	-	-	-	-	-	-	-
Trade accounts receivable - net	7,164	-	-	-	-	-	-
Income taxes receivable - net	-	-	-	-	-	-	-
Accounts receivable - affiliates	13,708	-	-	16,718	-	-	-
Advances to affiliates	10,663	-	-	25,568	-	-	-
Inventories	9,984	-	-	-	-	-	-
Commodity and other derivative contractual assets	-	-	-	-	-	-	-
Accumulated deferred income taxes	(264)	-	-	(275)	-	-	-
Margin deposits related to commodity positions	-	-	-	-	-	-	-
Other current assets	1,278	-	-	10,817	-	-	-
Total current assets	42,533	-	-	2,081,775	-	-	-
Restricted cash	-	-	-	828,759	-	-	-
Advances to affiliates	94,338	-	-	4,266,605	-	-	-
Receivable from unconsolidated subsidiary	-	-	-	-	-	-	-
Investment in subsidiaries	-	-	-	23,944,797	-	-	-
Other investments	-	-	-	-	-	-	-
Property, plant and equipment - net	1,164,791	-	-	23,219	-	-	-
Goodwill	-	-	-	3,951,756	-	-	-
Identifiable intangible assets - net	72	-	-	3,872	-	-	-
Commodity and other derivative contractual assets	-	-	-	-	-	-	-
Accumulated deferred income taxes	199,884	-	-	169,091	-	-	-
Other noncurrent assets	13	-	-	43	-	-	-
Total assets	1,501,631	-	-	35,269,917	-	-	-
LIABILITIES AND MEMBERSHIP INTERESTS / EQUITY							
Current liabilities:							
Notes, loans and other debt	-	-	-	-	-	-	-
Trade accounts payable	13,833	-	-	3,647	-	-	-
Accounts payable - affiliates	9,279	-	-	446	-	-	-
Advances from affiliates	-	-	-	1,078,217	-	-	-
Commodity and other derivative contractual liabilities	-	-	-	-	-	-	-
Margin deposits related to commodity positions	-	-	-	-	-	-	-
Accrued income taxes	(29,479)	-	-	(101,182)	-	-	-
Accrued taxes other than income	6,226	-	-	6	-	-	-
Accumulated deferred income taxes	-	-	-	(117,405)	-	-	-
Accrued interest	-	-	-	113,555	-	-	-
Other current liabilities	-	-	-	48,311	-	-	-
Total current liabilities	(141)	-	-	1,025,595	-	-	-
Accumulated deferred income taxes	155,339	-	-	(410,028)	-	-	-
Commodity and other derivative contractual liabilities	-	-	-	-	-	-	-
Advances from affiliates	-	-	-	-	-	-	-
Borrowings under debtor-in-possession credit facilities	-	-	-	1,425,000	-	-	-
Long-term debt, less amounts due currently	-	-	-	-	-	-	-
Liabilities subject to compromise	1,774,504	-	-	46,462,464	-	-	-
Other noncurrent liabilities and deferred credits	174	-	-	17,843	-	-	-
Total liabilities	1,929,876	-	-	48,520,874	-	-	-
Membership interests / equity:							
Membership interests / shareholders' equity	(428,245)	-	-	(13,250,957)	-	-	-
Total liabilities and membership interests / equity	1,501,631	-	-	35,269,917	-	-	-

Note: All information contained herein is unaudited and subject to future adjustment. Certain totals may not sum due to rounding.

In re: ENERGY FUTURE HOLDINGS CORP. et.al.,
 Debtor

Case No.: 14-10979(CSS)
 Reporting period: October 2014

MOR 3 - BALANCE SHEETS
As at October 31, 2014
(US dollars in thousands)

	Texas Utilities Company, Inc.	Texas Utilities Electric Company, Inc.	Tradinghouse 3 & 4 Power Company LLC	Tradinghouse Power Company LLC	TXU Electric Company, Inc.	TXU Energy Receivables Company LLC	TXU Energy Retail Company LLC
ASSETS							
Current assets:							
Cash and cash equivalents	-	-	-	-	-	-	15,605
Restricted cash	-	-	-	-	-	-	-
Trade accounts receivable - net	-	-	-	-	-	-	480,961
Income taxes receivable - net	-	-	-	-	-	-	-
Accounts receivable - affiliates	-	-	-	-	-	-	441
Advances to affiliates	-	-	-	-	-	-	308,360
Inventories	-	-	-	-	-	-	2,251
Commodity and other derivative contractual assets	-	-	-	-	-	-	44,721
Accumulated deferred income taxes	-	-	-	-	-	-	9,919
Margin deposits related to commodity positions	-	-	-	-	-	-	-
Other current assets	-	-	-	-	-	-	23,548
Total current assets	-	-	-	-	-	-	885,806
Restricted cash	-	-	-	-	-	-	-
Advances to affiliates	-	-	-	18,260	-	-	4,387,236
Receivable from unconsolidated subsidiary	-	-	-	-	-	-	-
Investment in subsidiaries	-	-	-	-	-	-	57,663
Other investments	-	-	-	-	-	-	-
Property, plant and equipment - net	-	-	-	7,700	-	-	20,307
Goodwill	-	-	-	-	-	-	-
Identifiable intangible assets - net	-	-	-	-	-	-	1,081,299
Commodity and other derivative contractual assets	-	-	-	-	-	-	14,899
Accumulated deferred income taxes	-	-	-	1,071	-	-	(372,579)
Other noncurrent assets	-	-	-	-	-	-	(1,367)
Total assets	-	-	-	27,031	-	-	6,073,264
LIABILITIES AND MEMBERSHIP INTERESTS / EQUITY							
Current liabilities:							
Notes, loans and other debt	-	-	-	-	-	-	-
Trade accounts payable	-	-	-	-	-	-	119,890
Accounts payable - affiliates	-	-	-	-	-	-	268,193
Advances from affiliates	-	-	-	53	-	-	12,023
Commodity and other derivative contractual liabilities	-	-	-	-	-	-	157,667
Margin deposits related to commodity positions	-	-	-	-	-	-	-
Accrued income taxes	-	-	-	53	-	1	261,418
Accrued taxes other than income	-	-	-	86	-	-	4,185
Accumulated deferred income taxes	-	-	-	-	-	-	(7,320)
Accrued interest	-	-	-	-	-	-	-
Other current liabilities	-	-	-	-	-	-	86,725
Total current liabilities	-	-	-	192	-	1	902,781
Accumulated deferred income taxes	-	-	-	5,186	-	-	(45,214)
Commodity and other derivative contractual liabilities	-	-	-	-	-	-	28,211
Advances from affiliates	-	-	-	-	-	-	-
Borrowings under debtor-in-possession credit facilities	-	-	-	-	-	-	-
Long-term debt, less amounts due currently	-	-	-	-	-	-	-
Liabilities subject to compromise	-	-	-	-	-	-	14,488
Other noncurrent liabilities and deferred credits	-	-	-	459	-	-	14,984
Total liabilities	-	-	-	5,837	-	1	915,250
Membership interests / equity:							
Membership interests / shareholders' equity	-	-	-	21,194	-	(1)	5,158,014
Total liabilities and membership interests / equity	-	-	-	27,031	-	-	6,073,264

Note: All information contained herein is unaudited and subject to future adjustment. Certain totals may not sum due to rounding.

In re: ENERGY FUTURE HOLDINGS CORP. et.al.,
 Debtor

Case No.: 14-10979(CSS)
 Reporting period: October 2014

MOR 3 - BALANCE SHEETS
As at October 31, 2014
(US dollars in thousands)

	TXU Energy Solutions Company LLC	TXU Receivables Company	TXU Retail Services Company	TXU SEM Company	Valley NG Power Company LLC	Valley Power Company LLC
ASSETS						
Current assets:						
Cash and cash equivalents	-	-	-	-	-	-
Restricted cash	-	-	-	-	-	-
Trade accounts receivable - net	-	-	283	-	-	-
Income taxes receivable - net	-	-	-	-	-	-
Accounts receivable - affiliates	-	-	8,195	-	-	-
Advances to affiliates	-	-	-	-	-	-
Inventories	-	-	-	-	-	-
Commodity and other derivative contractual assets	-	-	-	-	-	-
Accumulated deferred income taxes	4	-	(1,443)	-	-	-
Margin deposits related to commodity positions	-	-	-	-	-	-
Other current assets	-	-	1	-	-	-
Total current assets	4	-	7,036	-	-	-
Restricted cash	-	-	-	-	-	-
Advances to affiliates	35,081	-	1	104,671	-	-
Receivable from unconsolidated subsidiary	-	-	-	-	-	-
Investment in subsidiaries	103,037	-	-	-	-	-
Other investments	-	-	-	-	-	-
Property, plant and equipment - net	-	-	-	-	4,530	-
Goodwill	-	-	-	-	-	-
Identifiable intangible assets - net	-	-	-	-	-	-
Commodity and other derivative contractual assets	-	-	-	-	-	-
Accumulated deferred income taxes	25,580	-	13,785	126	2,901	-
Other noncurrent assets	-	-	-	-	-	-
Total assets	163,702	-	20,822	104,797	7,431	-
LIABILITIES AND MEMBERSHIP INTERESTS / EQUITY						
Current liabilities:						
Notes, loans and other debt	-	-	-	-	-	-
Trade accounts payable	33	-	316	-	-	-
Accounts payable - affiliates	88	-	(470)	-	8	-
Advances from affiliates	1,383	-	10,766	-	42	-
Commodity and other derivative contractual liabilities	-	-	-	-	-	-
Margin deposits related to commodity positions	-	-	-	-	-	-
Accrued income taxes	2,779	-	636	1,771	(107)	-
Accrued taxes other than income	1	-	54	-	107	-
Accumulated deferred income taxes	-	-	-	-	-	-
Accrued interest	-	-	-	-	-	-
Other current liabilities	-	-	2,151	-	-	-
Total current liabilities	4,284	-	13,453	1,771	50	-
Accumulated deferred income taxes	(61)	-	43	(11)	247	(80)
Commodity and other derivative contractual liabilities	-	-	-	-	-	-
Advances from affiliates	-	-	-	-	-	-
Borrowings under debtor-in-possession credit facilities	-	-	-	-	-	-
Long-term debt, less amounts due currently	-	-	-	-	-	-
Liabilities subject to compromise	104,671	-	1,314	-	1,976	-
Other noncurrent liabilities and deferred credits	-	-	3,094	-	499	-
Total liabilities	108,894	-	17,904	1,760	2,772	(80)
Membership interests / equity:						
Membership interests / shareholders' equity	54,808	-	2,918	103,037	4,659	80
Total liabilities and membership interests / equity	163,702	-	20,822	104,797	7,431	-

Note: All information contained herein is unaudited and subject to future adjustment. Certain totals may not sum due to rounding.

UNITED STATES BANKRUPTCY COURT
DISTRICT OF DELAWAREIn re: ENERGY FUTURE HOLDINGS CORP., et. al.
DebtorCase No. 14-10979
Reporting Period: October 2014

MOR-4: STATUS OF POST-PETITION TAXES

FEDERAL	Beginning Tax Liability	Amount Withheld or Accrued	Amount Paid	Date Paid	Check No. or EFT	Ending Tax Liability
See attached rider at MOR - 4 Rider						

MOR-4: SUMMARY OF UNPAID POST-PETITION DEBTS
(US Dollars in Thousands)

Debtor name	Current	NUMBER OF DAYS PAST DUE			Total
		0-30	31-60	Over 60	
4Change Energy Company	552	-	7	-	559
EFH Corporate Services Company	5,998	435	108	23	6,564
Energy Future Holdings Corp.	-	390	10	-	400
Generation Development Company LLC	-	20	-	-	20
Luminant Big Brown Mining Company LLC	58	-	-	-	58
Luminant Energy Company LLC	59,859	1,551	162	337	61,909
Luminant ET Services Company	498	-	-	-	498
Luminant Generation Company LLC	44,902	1,026	113	90	46,131
Luminant Holding Company LLC	1	-	-	-	1
Luminant Mining Company LLC	17,077	430	337	228	18,072
NCA Resources Development Company LLC	216	5	-	-	221
Oak Grove Management Company LLC	6,903	42	2	86	7,033
Sandow Power Company LLC	8,946	638	2	56	9,642
Texas Competitive Electric Holdings Company LLC	9	-	11	-	20
TXU Energy Retail Company LLC	115,720	530	13	-	116,263
TXU Energy Solutions Company LLC	6	-	-	-	6
TXU Retail Services Company	21	1	-	-	22
Total Gross Accounts Payable	260,766	5,068	765	820	267,419

Notes:

1. The post-petition accounts payable reported represents open and outstanding trade vendor invoices that: (a) have been entered into the Debtors' accounts payable systems and (b) pre-petition invoices that have been entered into the Debtors' accounts payable systems that the Debtors intend to pay in accordance with various orders of the Bankruptcy Court. This summary does not include accruals for invoices not yet received or for invoices not yet entered into the Debtors' accounts payable system.

2. Aging includes TDSP invoices payable, some of which are reported in the "Accounts payable - affiliates" line on the balance sheet.

UNITED STATES BANKRUPTCY COURT
DISTRICT OF DELAWARE

In re: ENERGY FUTURE HOLDINGS CORP., et. al.
Debtor

Case No. 14-10979
Reporting Period: October 2014


MOR 4(Dec): DECLARATION REGARDING THE STATUS OF POST-PETITION TAXES

Terry L. Nutt hereby declares under penalty of perjury:

1. I am a senior vice president of Energy Future Holdings Corp. In that capacity I am familiar with the above-captioned debtors and debtors-in-possession (collectively the "Debtors") day-to-day operations, business affairs and books and records. I am authorized to submit this Declaration on behalf of the Debtors.
2. All statements in the Declaration are based on my personal knowledge, my review of the relevant documents, my discussions with other employees of the Debtors, or my opinion based upon my experience and knowledge of the Debtors' operations and financial condition. If I were called upon to testify, I could and would testify to each of the facts set forth herein based on such personal knowledge, review of documents, discussions with other employees of the Debtors or opinion. I am authorized to submit this Declaration on behalf of the Debtors.
3. To the best of my knowledge and except as otherwise set forth in this Monthly Operating Report, all of the Debtors have filed all necessary federal, state and local tax returns and have timely made (or are in the process of remediating any immaterial late filings or payments) all related required post-petition tax payments.

Dated: December 8, 2014

Respectfully submitted,



By: Terry L. Nutt
Title: Senior Vice President and Controller

UNITED STATES BANKRUPTCY COURT
DISTRICT OF DELAWARE

In re: ENERGY FUTURE HOLDINGS CORP., et. al.
Debtor

Case No. 14-10979
Reporting Period: October 2014

MOR-5: ACCOUNTS RECEIVABLE RECONCILIATION AND AGING
(US Dollars in Thousands)

Debtor name	Current	NUMBER OF DAYS PAST DUE			Total
		0-30	31-60	Over 60	
4Change Energy Company	2,809	110	130	246	3,295
Luminant Energy Company LLC	98,181	631	1	260	99,073
Luminant ET Services Company	923	-	-	-	923
Luminant Generation Company LLC	10,676	-	-	-	10,676
Luminant Mining Company LLC	6,637	-	-	11,484	18,121
Sandow Power Company LLC	7,164	-	-	-	7,164
TXU Energy Retail Company LLC	425,872	53,938	7,367	10,927	498,104
Total	552,262	54,679	7,498	22,917	637,356

Notes:

1. Aged from invoice due date.
2. Excludes \$17.5 million allowance for doubtful accounts.
3. Excludes \$11.0 million other receivables that are not trade-related.
4. Luminant Mining Company LLC receivables in excess of 60 days includes \$11,484 related to a disputed billing.

DEBTOR QUESTIONNAIRE

Must be completed each month	Yes	No
1. Have any assets been sold or transferred outside the normal course of business this reporting period? If yes, provide an explanation below.	X	
2. Have any funds been disbursed from any account other than a debtor in possession account this reporting period? If yes, provide an explanation below.		X
3. Have all post petition tax returns been timely filed? If no, provide an explanation below.	X	
4. Are workers compensation, general liability and other necessary insurance coverages in effect? If no, provide an explanation below.	X	
5. Has any bank account been opened during the reporting period? If yes, provide documentation identifying the opened account(s). If an investment account has been opened provide the required documentation pursuant to the Delaware Local Rule 4001-3. (1)		X

Explanations

1. During the reporting period the Debtors sold the rights to salvage the Sweetwater Plant for proceeds that are expected to total approximately \$600,000 by December 31, 2014. Through October 31, 2014, the proceeds aggregate approximately \$27,000. The Debtors sold other assets for an aggregate sales price of approximately \$73,000, all as more fully described in the "Debtors' Report of Asset Transfers for The period of October 1, 2014 Through and Including October 31, 2014 in Accordance with that Certain "Order Establishing Procedures to Sell, Transfer, or Abandon Certain De Minimis Assets" (Docket 2774).

In re: ENERGY FUTURE HOLDINGS CORP., et. al.
Debtor

Case No. 14-10979
Reporting Period: October 2014

MOR-4 Rider: Payments of Taxes

Debtor	Paying entity	Payee	Type of Tax	Date paid	Check #/Wire	Total paid	Pre-petition	Post-petition
Luminant Mineral Development Company LLC	EFH Corporate Services Company	RUSK COUNTY	Property Tax	10/24/2014	1010009052	\$ 45.19	\$ 45.19	\$ -
Luminant Generation Company LLC	EFH Corporate Services Company	MILAM COUNTY	Property Tax	10/17/2014	1010008453	\$ 197,092.16	\$ 197,092.16	\$ -
Luminant Mining Company LLC	EFH Corporate Services Company	FRANKLIN COUNTY	Property Tax	10/21/2014	1010008726	\$ 5,263.34	\$ 5,263.34	\$ -
Luminant Mining Company LLC	EFH Corporate Services Company	FRANKLIN COUNTY	Property Tax	10/21/2014	1010008726	\$ 305.13	\$ 305.13	\$ -
Luminant Mining Company LLC	EFH Corporate Services Company	FRANKLIN COUNTY	Property Tax	10/21/2014	1010008726	\$ 13,809.98	\$ 13,809.98	\$ -
EFH Corporate Services Company	EFH Corporate Services Company	TEXAS STATE COMPTROLLER	Sales / Use Tax	10/17/2014	7141001167	\$ 89,772.83	\$ -	\$ 89,772.83
EFH Corporate Services Company	EFH Corporate Services Company	TEXAS STATE COMPTROLLER	Sales / Use Tax	10/17/2014	7141001165	\$ 927,721.87	\$ -	\$ 927,721.87
Luminant Generation Company LLC	Texas Competitive Electric Holdings Company LLC	TEXAS STATE COMPTROLLER	Sales / Use Tax	10/17/2014	7142003421	\$ 1,097,549.46	\$ -	\$ 1,097,549.46
Luminant Mining Company LLC	Texas Competitive Electric Holdings Company LLC	TEXAS STATE COMPTROLLER	Sales / Use Tax	10/17/2014	7142003423	\$ 718,195.31	\$ -	\$ 718,195.31
Oak Grove Management Company LLC	Texas Competitive Electric Holdings Company LLC	TEXAS STATE COMPTROLLER	Sales / Use Tax	10/17/2014	7142003424	\$ 379,368.42	\$ -	\$ 379,368.42
Luminant Energy Company LLC	Texas Competitive Electric Holdings Company LLC	TEXAS STATE COMPTROLLER	Sales / Use Tax	10/17/2014	7142003435	\$ 27,694.55	\$ -	\$ 27,694.55
Luminant Energy Company LLC	Texas Competitive Electric Holdings Company LLC	TEXAS STATE COMPTROLLER	Sales / Use Tax	10/17/2014	7142003435	\$ 19,454.74	\$ -	\$ 19,454.74
TXU Energy Retail Company LLC	Texas Competitive Electric Holdings Company LLC	TEXAS STATE COMPTROLLER	Sales / Use Tax	10/17/2014	7142003449	\$ 330,734.11	\$ -	\$ 330,734.11
Luminant ET Services Company	Texas Competitive Electric Holdings Company LLC	TEXAS STATE COMPTROLLER	Sales / Use Tax	10/17/2014	7142003443	\$ 2,836.06	\$ -	\$ 2,836.06
Luminant Big Brown Mining Company LLC	Texas Competitive Electric Holdings Company LLC	TEXAS STATE COMPTROLLER	Sales / Use Tax	10/17/2014	7142003438	\$ 14,539.11	\$ -	\$ 14,539.11
4Change Energy Company	Texas Competitive Electric Holdings Company LLC	TEXAS STATE COMPTROLLER	Sales / Use Tax	10/17/2014	7142003433	\$ 121,375.55	\$ -	\$ 121,375.55
TXU Energy Retail Company LLC	Texas Competitive Electric Holdings Company LLC	TEXAS STATE COMPTROLLER	Sales / Use Tax	10/17/2014	7142003427	\$ 220,930.23	\$ -	\$ 220,930.23
Sandow Power Company LLC	Texas Competitive Electric Holdings Company LLC	TEXAS STATE COMPTROLLER	Sales / Use Tax	10/17/2014	7142003426	\$ 221,165.80	\$ -	\$ 221,165.80
4Change Energy Company	Texas Competitive Electric Holdings Company LLC	TEXAS STATE COMPTROLLER	Gross Receipts Tax	10/30/2014	7142003585	\$ 207,720.09	\$ -	\$ 207,720.09
TXU Energy Retail Company LLC	Texas Competitive Electric Holdings Company LLC	TEXAS STATE COMPTROLLER	Gross Receipts Tax	10/30/2014	7142003584	\$ 21,850,281.11	\$ -	\$ 21,850,281.11
Luminant ET Services Company	Texas Competitive Electric Holdings Company LLC	TEXAS STATE COMPTROLLER	Gross Receipts Tax	10/30/2014	7142003587	\$ 41,770.72	\$ -	\$ 41,770.72
Oak Grove Management Company LLC	Texas Competitive Electric Holdings Company LLC	TEXAS STATE COMPTROLLER OF PUBLIC ACCT	Heavy Diesel Fuel Surcharge	10/17/2014	7142003446	\$ 1,387.61	\$ -	\$ 1,387.61
Luminant Mining Company LLC	Texas Competitive Electric Holdings Company LLC	TEXAS STATE COMPTROLLER OF PUBLIC ACCT	Heavy Diesel Fuel Surcharge	10/17/2014	7142003441	\$ 6,978.08	\$ -	\$ 6,978.08