

UNITED STATES BANKRUPTCY COURT  
EASTERN DISTRICT OF PENNSYLVANIA

In re Lower Bucks Hospital

Case No. 10-10239-ELF (Jointly Administered)  
Reporting Period: July 01 - July 31, 2011

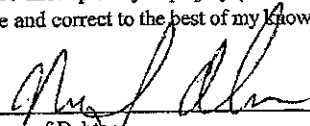
MONTHLY OPERATING REPORT

File with Court and submit copy to United States Trustee within 20 days after end of month.

Submit copy of report to any official committee appointed in the case.

REQUIRED DOCUMENTS	Form No.	Document Attached	Explanation Attached	Amendment/Supplement Attached
Schedule of Cash Receipts and Disbursements	MOR-1	X		
Bank Reconciliation (or copies of debtor's bank reconciliations)	MOR-1a	X		
Schedule of Professional Fees Paid	MOR-1b	X		
Copies of bank statements		X		
Cash disbursements journals		X		
Statement of Operations	MOR-2	X		
Balance Sheet	MOR-3	X		
Status of Postpetition Taxes	MOR-4	X		
Copies of IRS Form 6123 or payment receipt		X		
Copies of tax returns filed during reporting period		X		
Summary of Unpaid Postpetition Debts	MOR-4	X		
Listing of aged accounts payable	MOR-4	X		
Accounts Receivable Reconciliation and Aging	MOR-5	X		
Debtor Questionnaire	MOR-5	X		

I declare under penalty of perjury (28 U.S.C. Section 1746) that this report and the attached documents are true and correct to the best of my knowledge and belief.

  
\_\_\_\_\_  
Signature of Debtor

9/12/11  
\_\_\_\_\_  
Date

\_\_\_\_\_  
Signature of Joint Debtor

\_\_\_\_\_  
Date

\_\_\_\_\_  
Signature of Authorized Individual\*

\_\_\_\_\_  
Date

\_\_\_\_\_  
Printed Name of Authorized Individual

\_\_\_\_\_  
Title of Authorized Individual

\*Authorized individual must be an officer, director or shareholder if debtor is a corporation; a partner if debtor is a partnership; a manager or member if debtor is a limited liability company.

In re Lower Bucks Hospital  
Debtor

Case No. 10-10239-ELF (Jointly Administered)  
Reporting Period: July 01 - July 31, 2011

**SCHEDULE OF CASH RECEIPTS AND DISBURSEMENTS**

Amounts reported should be per the debtor's books, not the bank statement. The beginning cash should be the ending cash from the prior month or, if this is the first report, the amount should be the balance on the date the petition was filed. The amounts reported in the "CURRENT MONTH - ACTUAL" column must equal the sum of the four bank account columns. The amounts reported in the "PROJECTED" columns should be taken from the SMALL BUSINESS INITIAL REPORT (FORM IR-1). Attach copies of the bank statements and the cash disbursements journal. The total disbursements listed in the disbursements journal must equal the total disbursements reported on this page. A bank reconciliation must be attached for each account. [See MOR-1 (CONT)]

	BANK ACCOUNTS				CURRENT MONTH		CUMULATIVE PERIOD TO DATE	
	CHECK	PAYROLL	DEBIT	CREDIT	ACTUAL	PROJECTED	ACTUAL	PROJECTED
CASH BEGINNING OF MONTH								
<b>RECEIPTS</b>								
CASH SALES								
ACCOUNTS RECEIVABLE								
LOANS AND ADVANCES								
SALE OF ASSETS								
OTHER (ATTACH LIST)								
TRANSFERS (FROM DIP ACCTS)								
<b>TOTAL RECEIPTS</b>								
<b>DISBURSEMENTS</b>								
NET PAYROLL								
PAYROLL TAXES								
SALES, USE, & OTHER TAXES	"See Attached Schedule"							
INVENTORY PURCHASES								
SECURED/ RENTAL/ LEASES								
INSURANCE								
ADMINISTRATIVE								
SELLING								
OTHER (ATTACH LIST)								
OWNER DRAW *								
TRANSFERS (TO DIP ACCTS)								
PROFESSIONAL FEES								
U.S. TRUSTEE QUARTERLY FEES								
COURT COSTS								
<b>TOTAL DISBURSEMENTS</b>								
<b>NET CASH FLOW</b>								
(RECEIPTS LESS DISBURSEMENTS)								
<b>CASH - END OF MONTH</b>								

\* COMPENSATION TO SOLE PROPRIETORS FOR SERVICES RENDERED TO BANKRUPTCY ESTATE

**THE FOLLOWING SECTION MUST BE COMPLETED**

DISBURSEMENTS FOR CALCULATING U.S. TRUSTEE QUARTERLY FEES (FROM CURRENT MONTH - ACTUAL COLUMN)	
TOTAL DISBURSEMENTS	\$8,482,531
LESS: TRANSFERS TO DEBTOR IN POSSESSION ACCOUNTS	\$
PLUS: ESTATE DISBURSEMENTS MADE BY OUTSIDE SOURCES (i.e. from escrow accounts)	\$
<b>TOTAL DISBURSEMENTS FOR CALCULATING U.S. TRUSTEE QUARTERLY FEES</b>	<b>\$8,482,531</b>

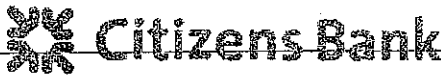
Lower Bucks Hospital				
Rolling Cash Flow Forecast				
WEEK ENDING	8-Jul	15-Jul	22-Jul	29-Jul
<b>CASH START OF WEEK</b>	5,888,509	7,867,946	7,098,989	6,891,232
<b>CASH INFLOWS:</b>				
AVR COLLECTIONS	3,630,746	1,340,738	1,565,846	1,793,104
OTHER	57,565	56,017	30,737	17,669
<b>TOTAL CASH INFLOWS</b>	3,688,311	1,396,754	1,596,583	1,810,773
<b>CASH OUTFLOWS:</b>				
SALARIES AND WAGES	704,644	827,336	722,587	722,636
PHYSICIAN FEES	178,509	47,792	189,604	163,986
SOCIAL SECURITY	50,841	61,281	52,214	58,000
HOSPITALIZATION	83,730	93,571	139,909	0
OTHER FRINGE BENEFITS	41,480	51,007	(7,142)	773
MEDICAL/SURGICAL SUPPLIES	134,621	149,020	192,009	192,653
PROSTHESIS	0	119,218	27,994	0
ICD DEVICES	26,530	0	0	0
OTHER SUPPLIES	52,356	72,976	78,653	30,153
DRUGS	60,544	50,000	45,774	37,452
REPAIRS MAINTENANCE	86,604	53,939	70,761	48,921
UTILITIES	23,116	40,881	21,396	3,240
INSURANCE	54,009	37,652	5,000	589,913
OUTSIDE SERVICES	45,445	170,228	96,641	124,943
AGENCY	4,416	60,047	2,678	462
PROFESS. & TRUSTEE FEES	120,779	66,711	41,245	20,000
OTHER OUTSIDE SERVICES	6,399	18,688	10,000	3,996
LEASES	3,000	51,272	0	0
RENTALS	5,838	32,022	9,439	0
OTHER EXPENSES	26,012	162,069	105,578	26,950
CONTINGENCIES				
<b>CASH OUTFLOW OPS.</b>	1,706,874	2,165,711	1,804,341	2,024,088
<b>NET WEEKLY CASH FLOW</b>	1,979,438	(768,957)	(207,757)	(213,315)
<b>CASH AT END OF WEEK</b>	7,867,946	7,098,989	6,891,232	6,677,917



**Lower Bucks Hospital  
Citizens Bank- Sweep Account  
As of JULY 31, 2011**

<b>Total per bank statement (SWEEP Account)-7/31/11</b>	2,658,891.83
	-
	2,658,891.83
check # 367383 cleared for 24.11 sb 124.11	(100.00)
Less checks outstanding - Accounts Payable	2,132,011.52
<b>Total Checks Outstanding</b>	<b>2,131,911.52</b>
Add Held Checks	796,262.30
Payroll transfer diff need ach bank	(72,826.05)
ACH taken in error 3/9/11 McKesson also check # 48346	6,893.20
	0.00
<b>Adjusted Bank Statement-6/30/11</b>	<b>1,257,309.76</b>
<b>Total per General Ledger- 6/30/11</b>	<b>1,461,718.00</b>
a/p adjustment needed in g/l investigating	337.76
Dr. Peguero voided check? Oct 10 #366442	5,000.00
ADP fees waiting for backup	(4,941.63)
Wire Blue Cross	(700.00)
Transfers not entered-prior month	(16,725.76)
Bank debit card amounts current month	(163,823.20)
wires and manuals not entered	(92,768.73)
adj needed for wire	
unreconciled amount	69,213.32
<b>Adjusted General Ledger 6/30/11</b>	<b>1,257,309.76</b>
<b>Difference</b>	<b>0.00</b>
Prepared by	
Approved by - _____	





Commercial Account Statement

1-800-862-6200

Please call us anytime for answers to your questions, account information, current rates or to update your address & phone number.

2 OF 8

Beginning July 01, 2011 through July 31, 2011

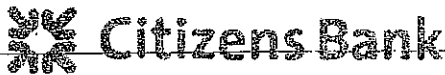
Commercial Checking continued from previous page

Other Debits (continued)

Date	Amount	Description	
07/12	229,095.38	Transfer To Checking Acct 060 6218439856	Ctztrf
07/12	9,435.97	Outgoing Wire Transfer (Mts No.110712006806)	
07/13	465,583.08	Outgoing Wire Transfer (Mts No.110713007075)	
07/13	73,488.23	Transfer To Checking Acct 060 6218439856	Ctztrf
07/13	50,000.00	Outgoing Wire Transfer (Mts No.110713007086)	
07/14	260,200.94	Outgoing Wire Transfer (Mts No.110714008326)	
07/14	224,820.81	Transfer To Checking Acct 060 6218439856	Ctztrf
07/14	119,218.25	Outgoing Wire Transfer (Mts No.110714008344)	
07/14	106,903.45	Ibc Debits 110714 Lbuckshosp	
07/14	10,393.51	Outgoing Wire Transfer (Mts No.110714006398)	
07/14	7,695.09	Outgoing Wire Transfer (Mts No.110714008939)	
07/14	4,526.92	Outgoing Wire Transfer (Mts No.110714008940)	
07/15	20.00	Deposited Check Returned	
07/15	85,983.15	Online Transfer To Checking 6218439864	
07/15	85,422.53	Transfer To Checking Acct 060 6218439856	Ctztrf
07/15	84,110.96	Online Transfer To Checking 6225806192	
07/15	15,671.07	Outgoing Wire Transfer (Mts No.110715009044)	
07/15	8,411.96	Online Transfer To Checking-6233192033	
07/15	8,150.00	Outgoing Wire Transfer (Mts No.110715009628)	
07/15	3,304.80	Online Transfer To Checking 6233192041	
07/15	3,150.00	Outgoing Wire Transfer (Mts No.110715009754)	
07/15	934.77	Outgoing Wire Transfer (Mts No.110715009629)	
07/18	318,955.78	Transfer To Checking Acct 060 6218439856	Ctztrf
07/18	8,969.32	Online Transfer To Checking 6233192041	
07/18	7,845.09	Online Transfer To Checking 6233192033	
07/18	4,101.58	Service Charge (1)	
Please refer to your Commercial Analysis Statement			
07/19	453,223.69	Transfer To Checking Acct 060 6218439856	Ctztrf
07/19	11,735.77	Outgoing Wire Transfer (Mts No.110719005090)	
07/19	5,473.75	Online Transfer To Checking 6233192033	
07/19	4,086.58	Online Transfer To Checking 6233192033	
07/19	3,248.53	Online Transfer To Checking 6233192041	
07/20	392,535.51	Outgoing Wire Transfer (Mts No.110720008483)	
07/20	67,784.84	Transfer To Checking Acct 060 6218439856	Ctztrf
07/20	39,561.37	Outgoing Wire Transfer (Mts No.110720008521)	
07/20	10,049.74	Online Transfer To Checking 6233192033	
07/20	4,300.00	Outgoing Wire Transfer (Mts No.110720006773)	
07/20	850.00	Outgoing Wire Transfer (Mts No.110720006774)	
07/20	348.27	Commwlthofpa Int Pastsaletx 110630 80511182	
07/21	271,266.60	Transfer To Checking Acct 060 6218439856	Ctztrf
07/21	211,174.42	Outgoing Wire Transfer (Mts No.110721005452)	
07/21	50,008.37	Outgoing Wire Transfer (Mts No.110721003196)	
07/21	15,952.93	Outgoing Wire Transfer (Mts No.110721003161)	
07/22	225,942.46	Transfer To Checking Acct 060 6218439856	Ctztrf
07/22	91,009.25	Online Transfer To Checking 6218439864	
07/22	56,600.44	Ibc Debits 110722 Lbuckshosp	
07/22	26,058.32	Outgoing Wire Transfer (Mts No.110722009001)	
07/22	2,956.31	Outgoing Wire Transfer (Mts No.110722010080)	
07/22	2,572.60	Outgoing Wire Transfer (Mts No.110722010081)	
07/25	277,346.12	Transfer To Checking Acct 060 6218439856	Ctztrf
07/25	10,233.43	Online Transfer To Checking 6218439929	
07/25	3,980.35	Online Transfer To Checking 6233192033	
07/26	300.00	Deposited Check Returned	
07/26	99,900.63	Transfer To Checking Acct 060 6218439856	Ctztrf
07/26	6,197.20	Online Transfer To Checking 6233192041	

LOWER BUCKS HOSPITAL INC  
SWEEP  
DIP CH-11 CASE #10-10239  
Commercial Checking  
XXXXXXXX984-8





Commercial Account Statement

1-800-862-6200

Please call us anytime for answers to your questions, account information, current rates or to update your address & phone number.

3 OF 8

Beginning July 01, 2011 through July 31, 2011

Commercial Checking continued from previous page

Other Debits (continued)

Date	Amount	Description	
07/26	3,648.26	Online Transfer To Checking 6233192041	
07/26	3,552.93	Online Transfer To Checking 6233192033	
07/26	2,912.98	Online Transfer To Checking 6233192033	
07/26	2,314.53	Online Transfer To Checking 6233192033	
07/27	443,177.36	Outgoing Wire Transfer (Mts No.110727009452)	
07/27	34,741.61	Outgoing Wire Transfer (Mts No.110727009436)	
07/27	21,722.23	Transfer To Checking Acct 060 6218439856	Cttrf
07/27	7,583.27	Outgoing Wire Transfer (Mts No.110727003372)	
07/28	243,332.60	Outgoing Wire Transfer (Mts No.110728008850)	
07/28	52,183.23	Transfer To Checking Acct 060 6218439856	Cttrf
07/28	10,387.16	Outgoing Wire Transfer (Mts No.110728006162)	
07/28	8,283.61	Outgoing Wire Transfer (Mts No.110728008837)	
07/28	5,286.75	Online Transfer To Checking 6233192041	
07/28	5,034.00	Online Transfer To Checking 6233192041	
07/28	5,000.14	Online Transfer To Checking 6233192033	
07/28	5,000.00	Online Transfer To Checking 6223868581	
07/28	4,769.55	Outgoing Wire Transfer (Mts No.110728008838)	
07/28	1,000.00	Online Transfer To Checking 6225806192	
07/28	831.52	Outgoing Wire Transfer (Mts No.110728008839)	
07/29	767.26	Deposited Check Returned	
07/29	168,449.45	Transfer To Checking Acct 060 6218439856	Cttrf
07/29	84,852.08	Online Transfer To Checking 6218439864	
07/29	25,108.39	Outgoing Wire Transfer (Mts No.110729011846)	
07/29	10,030.74	Online Transfer To Checking 6225806192	
07/29	5,490.00	Online Transfer To Checking 6233192033	
07/29	4,022.70	Online Transfer To Checking 6233192033	
07/29	1,594.65	Online Transfer To Checking 6233192041	
07/29	292.00	Online Transfer To Checking 6233192041	

LOWER BUCKS HOSPITAL INC  
SWEEP  
DIP CH 11 CASE #10-10239  
Commercial Checking  
XXXXXXXX984-8

Total Debits  
8,646,519.22

Deposits & Credits

Date	Amount	Description	
07/01	110,090.50	Ibc/Ah Prov Eft 070111 Ach010000520808	
07/01	109,041.84	Highmark Medica Medicare A 110701 390070	
07/01	91,779.12	Keystone Mercy1 Remit Pymt 110628 00005903	
07/01	54,945.01	Deposit	
07/01	3,308.89	Cigna Government Medicare A 110701 397032	
07/01	2,256.00	Keystone Mercy1 Remit Pymt 110628 00005903	
07/01	1,682.00	Ibc/Ah Prov Eft 070111 Ach010000520902	
07/01	1,589.02	Lower Bucks Daily Tran 110701 Lb Eft	
07/01	1,589.00	Aetna Life Ins Custefts 110701 Xxxx9667	
07/01	1,020.10	Srj-Med.Asst.Pay MD Ast.Pay 062511 4190602ag517765	MISC
07/01	833.04	Deposit	
07/01	570.00	Aetna Life Ins Hmopymt1 110701 Xxxx9667	
07/01	180.00	Deposit	
07/01	39.34	Lockbox Deposit	
07/05	76,115.76	Ibc/Ah Prov Eft 070511 Ach010000521421	
07/05	51,671.47	Deposit	
07/05	24,209.08	Aetna Life Ins Custefts 110705 Xxxx9667	
07/05	19,590.21	Aetna Life Ins Hmopymt1 110705 Xxxx9667	
07/05	13,763.86	Cigna Ccd Ffs 063011 232879667	
07/05	11,338.11	Highmark Medica Medicare A 110705 390070	
07/05	9,746.33	Aetna Life Ins Aetnaefts 110705 Xxxx9667	
07/05	5,188.31	Uhccp Remittance 070511 0166213602	Misc
07/05	4,926.80	Cigna Managecare 063011 232879667	
07/05	4,826.95	Aetna Life Ins Custefts 110705 Xxxx9667	
07/05	3,272.02	Cigna Government Medicare A 110704 397032	
07/05	3,059.87	United Health CA Dir Dep 110705 232879667	
07/05	1,218.07	Pgba Tricare Nr1 Pgba C Nr1 110630 232879667004810	
07/05	1,132.00	Lockbox Deposit	
07/05	1,077.00	Ibc/Ah Prov Eft 070511 Ach010000521533	
07/05	1,067.00	Oxford Health Pl Hc835 110705 62177808845	
07/05	743.00	Oxford Health Pl Hc835 110705 62169241862	
07/05	725.20	Aetna Life Ins Custefts 110705 Xxxx9667	
07/05	620.00	Deposit	





Commercial Account  
Statement

1-800-862-6200

Please call us anytime for answers to your questions, account information, current rates or to update your address & phone number.

4 OF 8

Beginning July 01, 2011  
through July 31, 2011

Commercial Checking continued from previous page

Deposits & Credits (continued)

Date	Amount	Description
07/05	492.90	Lower Bucks Daily Tran 110705 Lb Eft
07/05	465.00	Deposit
07/05	390.36	Lockbox Deposit
07/05	288.80	Pgba Tricare Nr1 Pgba C Nr1 110701 232879667004810
07/05	282.75	Aetna Life Ins Custefts 110705 Xxxxx9667
07/05	252.57	Aetna Life Ins Custefts 110705 Xxxxx9667
07/05	139.30	Aetna Life Ins Custefts 110705 Xxxxx9667
07/05	91.00	Aetna Life Ins Custefts 110705 Xxxxx9667
07/05	28.00	Aetna Life Ins Hmopymt1 110705 Xxxxx9667
07/06	2,214,723.43	PA Treasury Dept Promise MA 110706 00000000500167
07/06	144,228.33	Deposit
07/06	124,532.55	Highmark Medica Medicare A 110706 390070
07/06	46,577.18	Ibc/Ah Prov Eft 070611 Ach010000522698
07/06	18,817.52	Cigna Government Medicare A 110706 397032
07/06	18,781.96	Health Partners Medicaid 110706 232879667002
07/06	18,689.82	PA Treasury Dept Comm Of PA 110706 232879667500002
07/06	9,840.83	Lower Bucks Daily Tran 110706 Lb Eft
07/06	9,046.25	Aetna Life Ins Custefts 110706 Xxxxx9667
07/06	7,239.33	Aetna Life Ins Hmopymt1 110706 Xxxxx9667
07/06	2,425.92	Deposit
07/06	1,323.44	Highmark Medica Medicare A 110706 39s070
07/06	615.60	Aetna Life Ins Custefts 110706 Xxxxx9667
07/06	427.64	PA Treasury Dept Promise MA 110706 00000000506198
07/06	342.65	Deposit
07/06	182.00	Health Partners Chip 110706 232879667002
07/06	141.00	Oxford Health Pl Hc835 110706 62177811270
07/06	47.50	Deposit
07/06	25.00	Lockbox Deposit
07/07	218,312.36	Ibc/Ah Prov Eft 070711 Ach010000523965
07/07	89,601.89	Deposit
07/07	60,093.87	Highmark Medica Medicare A 110707 390070
07/07	29,673.35	Unitedhealthcare Dir Dep 110707 232879667
07/07	22,201.95	Highmark Medica Medicare A 110707 39s070
07/07	19,325.65	Cigna Government Medicare A 110707 397032
07/07	16,925.21	Cigna Ccd Ffs 070111 232879667
07/07	8,495.20	Aetna Life Ins Custefts 110707 Xxxxx9667
07/07	6,264.20	Cigna Managecare 070311 232879667
07/07	6,186.36	Aetna Life Ins Hmopymt1 110707 Xxxxx9667
07/07	6,001.00	Ibc/Ah Prov Eft 070711 Ach010000524078
07/07	1,549.80	Unitedhealthcare Dir Dep 110707 232879667
07/07	1,332.88	Aetna Life Ins Custefts 110707 Xxxxx9667
07/07	1,251.10	Pgba Tricare Nr1 Pgba C Nr1 110705 232879667004810
07/07	1,000.00	Unitedhealthcare Dir Dep 110707 232879667
07/07	957.68	Cigna Ccd Ffs 070211 232879667
07/07	620.00	Aetna Life Ins Custefts 110707 Xxxxx9667
07/07	215.00	Deposit
07/07	196.00	Deposit
07/07	116.13	Dhhs-Dms-Hp Entr Hpes Paymt 110706 3900070
07/07	71.31	United Health CA Dir Dep 110707 232879667
07/07	37.66	Unitedhealthcare Dir Dep 110707 232879667
07/08	93,450.74	Keystone Mercy1 Remit Pymt 110705 00005903
07/08	87,152.90	Ibc/Ah Prov Eft 070811 Ach010000524544
07/08	42,717.49	Deposit
07/08	18,425.57	Lower Bucks Daily Tran 110708 Lb Eft
07/08	15,481.57	Highmark Medica Medicare A 110708 390070
07/08	14,392.00	Aetna Life Ins Custefts 110708 Xxxxx9667
07/08	13,185.35	Aetna Life Ins Hmopymt1 110708 Xxxxx9667
07/08	10,907.79	Aetna Life Ins Custefts 110708 Xxxxx9667
07/08	10,707.84	Aetna Life Ins Custefts 110708 Xxxxx9667
07/08	8,515.00	Aetna Life Ins Custefts 110708 Xxxxx9667
07/08	4,005.39	Highmark Medica Medicare A 110708 39s070
07/08	904.29	Deposit
07/08	805.06	Ibc/Ah Prov Eft 070811 Ach020000183821
07/08	664.00	Keystone Mercy1 Remit Pymt 110705 00005903
07/08	248.04	Pgba Tricare Nr1 Pgba C Nr1 110706 232879667004810
07/08	196.34	Pgba Tricare Na1 Pgba C Na1 110707 232879667004810
07/08	116.52	Deposit
07/08	79.00	Aetna Life Ins Hmopymt1 110708 Xxxxx9667
07/08	45.00	Lockbox Deposit
07/11	82,708.45	Deposit
07/11	78,836.53	Ibc/Ah Prov Eft 071111 Ach010000525032
07/11	26,951.55	Highmark Medica Medicare A 110711 390070
07/11	13,663.81	Aetna Life Ins Custefts 110711 Xxxxx9667
07/11	10,500.00	Online Transfer From Checking 6221705294

LOWER BUCKS HOSPITAL INC  
SWEET  
DIP CH 11 CASE #10-10239  
Commercial Checking  
XXXXXXXX984-8



Commercial Account Statement

1-800-862-6200

Please call us anytime for answers to your questions, account information, current rates or to update your address & phone number.

5 OF 8

Beginning July 01, 2011 through July 31, 2011

Commercial Checking continued from previous page

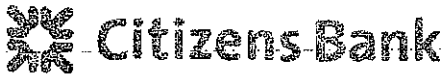
Deposits & Credits (continued)

Date	Amount	Description
07/11	8,433.11	Highmark Medica Medicare A 110711 39s070
07/11	6,679.65	Aetna Life Ins Aetnaefts 110711 Xxxxx9667
07/11	6,080.89	Magellan Claims 110707 000461433,Ike1
07/11	3,639.65	Aetna Life Ins Hmopymt1 110711 Xxxxx9667
07/11	3,483.08	Lower Bucks Daily Tran 110711 Lb Eft
07/11	2,747.05	Aetna Life Ins Custefts 110711 Xxxxx9667
07/11	1,132.00	United Health CA Dir Dep 110711 232879667
07/11	973.85	Deposit
07/11	967.00	Oxford Health Pl Hc835 110711 62177814027
07/11	402.52	Deposit
07/11	356.46	Lockbox Deposit
07/11	213.70	Pgba Tricare Nr1 Pgba C Nr1 110707 232879667004810
07/11	185.00	Lockbox Deposit
07/11	31.00	Aetna Life Ins Custefts 110711 Xxxxx9667
07/12	116,663.71	Highmark Medica Medicare A 110712 390070
07/12	59,821.78	Ibc/Ah Prov Eft 071211 Ach010000526050
07/12	25,208.21	Deposit
07/12	13,200.70	Aetna Life Ins Hmopymt1 110712 Xxxxx9667
07/12	8,879.83	Highmark Medica Medicare A 110712 39s070
07/12	8,661.43	Aetna Life Ins Custefts 110712 Xxxxx9667
07/12	7,171.92	Aetna Life Ins Custefts 110712 Xxxxx9667
07/12	5,680.00	Magellan Claims 110708 000461705,Ike1
07/12	2,405.00	Aetna Life Ins Custefts 110712 Xxxxx9667
07/12	771.31	Deposit
07/12	565.80	Lower Bucks Daily Tran 110712 Lb Eft
07/12	440.00	Deposit
07/12	359.65	Oxford Health Pl Hc835 110712 62177816234
07/12	130.14	Ibc/Ah Prov Eft 071211 Ach020000184184
07/12	91.02	Pgba Tricare Nr1 Pgba C Nr1 110708 232879667004810
07/12	5.00	Lockbox Deposit
07/13	80,256.36	Deposit
07/13	36,468.33	Ibc/Ah Prov Eft 071311 Ach010000527312
07/13	31,895.24	Cigna Government Medicare A 110713 397032
07/13	31,004.98	PA Treasury Dept Promise MA 110713 000000000500144
07/13	26,770.48	Unitedhealthcare Dir Dep 110713 232879667
07/13	22,918.27	Highmark Medica Medicare A 110713 390070
07/13	17,867.59	PA Treasury Dept Promise MA 110713 000000000500145
07/13	11,516.36	Health Partners Medicaid 110713 232879667002
07/13	8,353.51	Lower Bucks Daily Tran 110713 Lb Eft
07/13	5,280.00	Aetna Life Ins Custefts 110713 Xxxxx9667
07/13	4,090.73	Pgba Tricare Nr1 Pgba C Nr1 110711 232879667004810
07/13	2,816.29	Cigna Ccd Ffs 070911 232879667
07/13	1,950.00	Cigna Managecare 071011 232879667
07/13	1,674.41	Unitehealthcare Dir Dep 110713 232879667
07/13	743.00	Oxford Health Pl Hc835 110713 62169245360
07/13	645.00	Deposit
07/13	612.13	Aetna Life Ins Hmopymt1 110713 Xxxxx9667
07/13	549.97	Pgba Tricare Na1 Pgba C Na1 110712 232879667004810
07/13	482.15	Deposit
07/13	181.80	Unitehealthcare Dir Dep 110713 232879667
07/13	148.05	Oxford Health Pl Hc835 110713 62177817700
07/13	114.99	Pgba Tricare Nu1 Pgba C Nu1 110711 232879667004810
07/13	110.40	Aetna Life Ins Custefts 110713 Xxxxx9667
07/13	99.95	Lockbox Deposit
07/13	2.61	PA Treasury Dept Promise MA 110713 000000000508765
07/14	146,401.34	Ibc/Ah Prov Eft 071411 Ach010000527566
07/14	66,411.84	Deposit
07/14	53,175.26	Lower Bucks Daily Tran 110714 Lb Eft
07/14	28,528.82	Highmark Medica Medicare A 110714 390070
07/14	15,618.18	Cigna Government Medicare A 110714 397032
07/14	11,399.02	Aetna Life Ins Hmopymt1 110714 Xxxxx9667
07/14	10,100.00	Aetna Life Ins Custefts 110714 Xxxxx9667
07/14	9,238.25	Aetna Life Ins Custefts 110714 Xxxxx9667
07/14	4,392.14	Ibc/Ah Prov Eft 071411 Ach020000184648
07/14	4,072.23	Unite Health CA Dir Dep 110714 232879667
07/14	3,940.49	Pgba Tricare Nr1 Pgba C Nr1 110712 232879667004810
07/14	1,100.00	Lockbox Deposit
07/14	745.00	Aetna Life Ins Custefts 110714 Xxxxx9667
07/14	237.00	Deposit
07/14	201.00	Deposit
07/14	55.20	Aetna Life Ins Custefts 110714 Xxxxx9667
07/15	91,677.44	Keystone Mercy1 Remit Pymt 110712 00005903
07/15	84,110.96	Online Transfer From Checking 6225806192
07/15	65,981.64	Ibc/Ah Prov Eft 071511 Ach010000527987

LOWER BUCKS HOSPITAL INC  
SWEEP  
DIP CH 11 CASE #10-10239  
Commercial Checking  
XXXXXXXX984-8

028645 3/5





Commercial Account  
Statement

1-800-862-6200

Please call us anytime for answers to your questions, account information, current rates or to update your address & phone number.

6 OF 8

Beginning July 01, 2011  
through July 31, 2011

Commercial Checking continued from previous page

Deposits & Credits (continued)

Date	Amount	Description
07/15	42,997.17	Deposit
07/15	23,206.01	Aetna Life Ins Hmopymt1 110715 Xxxxx9667
07/15	17,200.45	Highmark Medicar Medicare A 110715 390070
07/15	5,761.21	Cigna Government Medicare A 110715 397032
07/15	3,500.83	Lower Bucks Daily Tran 110715 Lb Eft
07/15	1,032.00	Aetna Life Ins Custefts 110715 Xxxxx9667
07/15	845.00	Keystone Mercy1 Remit Pymt 110712 00005903
07/15	495.00	Deposit
07/15	118.00	Ibc/Ah Prov Eft 071511 Ach010000528087
07/15	112.55	Deposit
07/15	100.97	United Health CA Dir Dep 110715 232879667
07/15	100.00	Lockbox Deposit
07/18	233,454.85	Ibc/Ah Prov Eft 071811 Ach010000528467
07/18	39,646.23	Highmark Medicar Medicare A 110718 390070
07/18	29,012.81	Deposit
07/18	19,102.04	Highmark Medicar Medicare A 110718 39s070
07/18	17,585.93	Aetna Life Ins Custefts 110718 Xxxxx9667
07/18	12,970.08	Magellan Claims 110714 000462882, lke1
07/18	8,944.02	Ibc/Ah Prov Eft 071811 Ach020000185094
07/18	8,440.27	Aetna Life Ins Hmopymt1 110718 Xxxxx9667
07/18	7,035.16	Aetna Life Ins Custefts 110718 Xxxxx9667
07/18	1,773.10	Aetna Life Ins Custefts 110718 Xxxxx9667
07/18	1,729.20	Aetna Life Ins Aetnaefts 110718 Xxxxx9667
07/18	1,185.06	Lower Bucks Daily Tran 110718 Lb Eft
07/18	999.03	Lockbox Deposit
07/18	808.43	Oxford Health Pl Hc835 110718 62177820755
07/18	757.71	Aetna Life Ins Custefts 110718 Xxxxx9667
07/18	676.20	Deposit
07/18	471.92	Pgba Tricare Nr1 Pgba C Nr1 110714 232879667004810
07/18	67.35	Aetna Life Ins Hmopymt1 110718 Xxxxx9667
07/18	45.00	Aetna Life Ins Custefts 110718 Xxxxx9667
07/19	102,020.44	Ibc/Ah Prov Eft 071911 Ach010000529643
07/19	24,697.40	Deposit
07/19	23,786.55	Aetna Life Ins Hmopymt1 110719 Xxxxx9667
07/19	15,788.21	Cigna Government Medicare A 110719 397032
07/19	12,704.50	Deposit
07/19	7,438.50	Aetna Life Ins Custefts 110719 Xxxxx9667
07/19	6,523.33	Lower Bucks Daily Tran 110719 Lb Eft
07/19	3,375.00	Montcobhs Mchb 110719 232879667
07/19	2,351.51	Aetna Life Ins Hmopymt1 110719 Xxxxx9667
07/19	531.25	Aetna Life Ins Custefts 110719 Xxxxx9667
07/19	372.30	Pgba Tricare Nr1 Pgba C Nr1 110715 232879667004810
07/19	333.03	Highmark Medicar Medicare A 110719 390070
07/19	49.23	Lockbox Deposit
07/20	136,832.72	Hospmtg Services Cycle 4a 110719 390070
07/20	126,246.67	Highmark Medicar Medicare A 110720 390070
07/20	51,092.17	Aetna Life Ins Hmopymt1 110720 Xxxxx9667
07/20	22,022.96	Highmark Medicar Medicare A 110720 39s070
07/20	20,267.79	Health Partners Medicaid 110720 232879667002
07/20	19,478.97	PA Treasury Dept Promise MA 110720 000000000500136
07/20	13,376.97	Ibc/Ah Prov Eft 072011 Ach010000530981
07/20	13,286.55	Unitedhealthcare Dir Dep 110720 232879667
07/20	12,323.90	Deposit
07/20	8,683.12	Deposit
07/20	8,246.95	Cigna Ccd Ffs 071611 232879667
07/20	6,056.12	Lower Bucks Daily Tran 110720 Lb Eft
07/20	5,155.30	Cigna Managecare 071711 232879667
07/20	830.78	Cigna Government Medicare A 110720 397032
07/20	697.51	PA Treasury Dept Promise MA 110720 000000000505785
07/20	546.00	Health Partners Chip 110720 232879667002
07/20	511.00	Ibc/Ah Prov Eft 072011 Ach020000185649
07/20	20.00	Lockbox Deposit
07/20	15.13	Unitedhealthcare Dir Dep 110720 232879667
07/21	24,308.43	Highmark Medicar Medicare A 110721 390070
07/21	16,405.02	Deposit
07/21	8,364.71	Lower Bucks Daily Tran 110721 Lb Eft
07/21	6,172.45	Aetna Life Ins Custefts 110721 Xxxxx9667
07/21	5,494.67	Highmark Medicar Medicare A 110721 39s070
07/21	4,577.40	Aetna Life Ins Custefts 110721 Xxxxx9667
07/21	4,552.30	Aetna Life Ins Hmopymt1 110721 Xxxxx9667
07/21	3,216.60	Cigna Government Medicare A 110721 397032
07/21	2,280.51	Deposit
07/21	2,201.73	Ibc/Ah Prov Eft 072111 Ach010000531238
07/21	1,000.01	United Health CA Dir Dep 110721 232879667

LOWER BUCKS HOSPITAL INC  
SWEET  
DIP CH 11 CASE #10-10239  
Commercial Checking  
XXXXXXXX984-8

? MENTAL HEALTH  
ADD MISC  
3rd party



Commercial Account Statement

1-800-862-6200

Please call us anytime for answers to your questions, account information, current rates or to update your address & phone number.

7 OF 8

Beginning July 01, 2011 through July 31, 2011


Commercial Checking continued from previous page

Deposits & Credits (continued)

Date	Amount	Description
07/21	124.00	Aetna Life Ins Hmopymt1 110721 Xxxxx9667
07/21	121.38	Ibc/Ah Prov Eft 072111 Ach020000185741
07/22	156,352.67	Ibc/Ah Prov Eft 072211 Ach010000531583
07/22	155,839.35	Keystone Mercy1 Remit Pymt 110719 00005903
07/22	65,903.80	Deposit
07/22	28,408.13	Highmark Medica Medicare A 110722 390070
07/22	22,473.00	Aetna Life Ins Custefts 110722 Xxxxx9667
07/22	10,234.72	Highmark Medica Medicare A 110722 39s070
07/22	4,078.34	Lower Bucks Daily Tran 110722 Lb Eft
07/22	3,825.00	Deposit
07/22	2,140.86	Dhhs-Dms-Hp Entr Hpes Pymt 110721 3900070
07/22	1,508.07	Pgba Tricare Nr1 Pgba C Nr1 110720 232879667004810
07/22	348.80	Amerihealthmercy Remit Pymt 110719 00005903
07/22	150.25	Lockbox Deposit
07/22	130.94	Ibc/Ah Prov Eft 072211 Ach020000185993
07/22	30.46	Pgba Tricare Nr1 Pgba C Nr1 110720 232879667004810
07/25	248,281.92	Ibc/Ah Prov Eft 072511 Ach010000532023
07/25	152,929.73	Deposit
07/25	45,071.27	Aetna Life Ins Hmopymt1 110725 Xxxxx9667
07/25	30,509.00	Aetna Life Ins Custefts 110725 Xxxxx9667
07/25	30,316.94	Highmark Medica Medicare A 110725 390070
07/25	9,548.84	Ibc/Ah Prov Eft 072511 Ach020000186134
07/25	6,592.73	Aetna Life Ins Aetnaefts 110725 Xxxxx9667
07/25	3,513.62	Pgba Tricare Nr1 Pgba C Nr1 110721 232879667004810
07/25	2,070.00	Aetna Life Ins Custefts 110725 Xxxxx9667
07/25	1,798.77	Pgba Tricare Na1 Pgba C Na1 110722 232879667004810
07/25	1,613.26	Lower Bucks Daily Tran 110725 Lb Eft
07/25	834.00	Deposit
07/25	475.00	Deposit
07/25	354.00	Ibc/Ah Prov Eft 072511 Ach010000532131
07/25	120.00	Lockbox Deposit
07/25	80.23	Aetna Life Ins Custefts 110725 Xxxxx9667
07/26	138,673.32	Highmark Medica Medicare A 110726 390070
07/26	80,720.48	Ibc/Ah Prov Eft 072611 Ach010000533189
07/26	61,218.83	Cigna Government Medicare A 110726 397032
07/26	39,074.12	Deposit
07/26	13,570.00	Aetna Life Ins Custefts 110726 Xxxxx9667
07/26	12,629.80	Magellan Claims 110722 000111969,Ibc2
07/26	6,155.00	Deposit
07/26	5,112.11	Lower Bucks Daily Tran 110726 Lb Eft
07/26	3,258.83	Lockbox Deposit
07/26	2,642.50	Highmark Medica Medicare A 110726 39s070
07/26	2,148.45	Aetna Life Ins Custefts 110726 Xxxxx9667
07/26	1,579.50	Oxford Health Pl Hc835 110726 62177829238
07/26	949.95	Oxford Health Pl Hc835 110726 62169249621
07/26	847.53	Aetna Life Ins Hmopymt1 110726 Xxxxx9667
07/26	670.58	Pgba Tricare Nr1 Pgba C Nr1 110722 232879667004810
07/26	650.23	Pgba Tricare Na1 Pgba C Na1 110725 232879667004810
07/26	144.00	Deposit
07/26	39.34	United Health CA Dir Dep 110726 232879667
07/27	100,406.45	Highmark Medica Medicare A 110727 390070
07/27	65,414.64	Ibc/Ah Prov Eft 072711 Ach010000534377
07/27	43,441.05	Deposit
07/27	22,077.25	Cigna Ccd Ffs 072311 232879667
07/27	16,695.64	Oxford Health Pl Hc835 110727 62169250133
07/27	15,916.14	PA Treasury Dept Promise MA 110727 000000000500130
07/27	15,627.29	Aetna Life Ins Hmopymt1 110727 Xxxxx9667
07/27	13,395.61	Unitedhealthcare Dir Dep 110727 232879667
07/27	12,222.33	Cigna Government Medicare A 110727 397032
07/27	9,785.28	Health Partners Medicaid 110727 232879667002
07/27	6,150.50	Magellan Claims 110723 000464618,Ike1
07/27	5,560.00	Deposit
07/27	4,095.70	Lower Bucks Daily Tran 110727 Lb Eft
07/27	3,447.00	Aetna Life Ins Custefts 110727 Xxxxx9667
07/27	2,474.33	PA Treasury Dept Promise MA 110727 000000000505868
07/27	1,662.75	Oxford Health Pl Hc835 110727 62177830592
07/27	670.00	Cigna Managecare 072411 232879667
07/27	670.00	Aetna Life Ins Custefts 110727 Xxxxx9667
07/27	565.00	Compassionate CA Payment 110725 776610
07/27	401.10	Unitedhealthcare Dir Dep 110727 232879667
07/27	392.94	Pgba Tricare Nr1 Pgba C Nr1 110725 232879667004810
07/27	370.09	Ibc/Ah Prov Eft 072711 Ach020000186633
07/27	186.25	Aetna Life Ins Aetnaefts 110727 Xxxxx9667
07/27	119.63	Lockbox Deposit

LOWER BUCKS HOSPITAL INC  
SWEEP  
DIP.CH 11 CASE #10-10239  
Commercial Checking  
XXXXXXXX984-8

*check Cigs*



Commercial Account Statement

1-800-862-6200

Please call us anytime for answers to your questions, account information, current rates or to update your address & phone number.

8 OF 8

Beginning July 01, 2011 through July 31, 2011

Commercial Checking continued from previous page

Deposits & Credits (continued)

Date	Amount	Description
07/27	114.00	Deposit
07/27	17.16	PA Treasury Dept Promise MA 110727 00000000508707
07/28	104,973.76	Ibc/Ah Prov Eft 072811 Ach020000186739
07/28	87,932.15	Deposit
07/28	56,675.44	Highmark Medicar Medicare A 110728 390070
07/28	16,335.00	Ibc/Ah Prov Eft 072811 Ach010000534689
07/28	15,170.84	Lower Bucks Daily Tran 110728 Lb Eft
07/28	3,209.43	Deposit
07/28	1,025.75	Aetna Life Ins Hmopymt1 110728 Xxxxx9667
07/28	720.00	Aetna Life Ins Custefts 110728 Xxxxx9667
07/28	448.38	Cigna Government Medicare A 110728 397032
07/28	353.00	Deposit
07/28	234.00	Oxford Health Pl Hc835 110728 62177831721
07/28	217.94	United Health CA Dir Dep 110728 232879667
07/28	100.00	Lockbox Deposit
07/29	136,493.69	Keystone Mercy1 Remit Pymt 110726 00005903
07/29	38,275.10	Ibc/Ah Prov Eft 072911 Ach010000535001
07/29	32,244.32	Highmark Medicar Medicare A 110729 390070
07/29	16,303.80	Magellan Claims 110727 000130030,Ike2
07/29	9,554.69	Deposit
07/29	8,709.59	Aetna Life Ins Hmopymt1 110729 Xxxxx9667
07/29	4,417.56	Lower Bucks Daily Tran 110729 Lb Eft
07/29	2,184.41	Snj-Med.Asst.Pay MD Ast.Pay 072311 4190602ag540855 → MISC
07/29	1,796.80	Magellan Claims 110727 000465219,Ike1
07/29	1,217.61	United Health CA Dir Dep 110729 232879667
07/29	834.95	Cigna Government Medicare A 110729 397032
07/29	620.00	Deposit
07/29	589.33	Aetna Life Ins Hmopymt1 110729 Xxxxx9667
07/29	384.25	Ibc/Ah Prov Eft 072911 Ach020000187015
07/29	220.00	Deposit
07/29	145.00	Amerihealthmercy Remit Pymt 110726 00005903
07/29	90.86	Lockbox Deposit
07/29	84.19	Aetna Life Ins Custefts 110729 Xxxxx9667

LOWER BUCKS HOSPITAL INC  
SWEEP  
DIP CH 11 CASE #10-10239  
Commercial Checking  
XXXXXXXX984-8

⊕ Total Deposits & Credits  
8,881,774.12  
⊖ Current Balance  
2,658,891.83

Daily Balance

Date	Balance	Date	Balance	Date	Balance
07/01	2,247,077.47	07/13	3,482,649.59	07/22	2,430,584.71
07/05	1,725,608.79	07/14	3,104,506.39	07/25	2,673,134.12
07/06	3,804,853.46	07/15	3,146,586.38	07/26	2,924,392.16
07/07	3,824,476.06	07/18	3,191,419.00	07/27	2,759,045.82
07/08	3,774,160.60	07/19	2,913,621.93	07/28	2,705,332.95
07/11	3,773,644.15	07/20	2,843,882.81	07/29	2,658,891.83
07/12	3,785,168.30	07/21	2,374,299.70		

MEMO

--The Funds Availability Disclosure contained in your Deposit Account Agreement is amended. Generally, if we delay the availability of funds from your deposited checks, funds may be available by the second business day after the day of the deposit. However, where longer delays may apply for deposited checks, funds may be available the seventh business day after the day of the deposit. In addition, as of July 21, 2011, if we delay the availability of funds from your deposited checks we may make \$200 (rather than \$100) available on the first business day after the day of your deposit. For new accounts, we may make \$200 (rather than \$100) of your total check deposits drawn on another bank available to you on the business day of your deposit.

NEWS FROM CITIZENS

--Looking for your account balance, information on cleared checks, or holds? Save time by logging into Online Banking to retrieve this information or to transfer funds. Visit [citizensbank.com/olb](http://citizensbank.com/olb) and log into Online Banking to take advantage of these great features now.  
--Good Banking Goes Social. Join Citizens Bank on Facebook and Twitter to stay up to date on money saving tips, our latest promotions and products, and the impact that Citizens Bank is making in our communities. Learn more at [citizensbank.com](http://citizensbank.com) or find us at [facebook.com/citizensbank](http://facebook.com/citizensbank) and [twitter.com/citizensbank](http://twitter.com/citizensbank).



**Checking Account Balance Worksheet**

Before completing this worksheet, please be sure to adjust your checkbook register balance by

- Adding any interest earned
- Subtracting any fees or other charges

1 Your current balance on this statement \$ \_\_\_\_\_ Current Balance

2 List deposits which do not appear on this statement

Date	Amount	Date	Amount
+ \$ _____ Total of 2			

3 Subtotal by adding 1 and 2 = \$ \_\_\_\_\_ Subtotal of 1 and 2

4 List outstanding checks, transfers, debits, POS purchases or withdrawals that do not appear on this statement

Date/ Check No.	Amount	Check No.	Amount
- \$ _____ Total of 4			

5 Subtract 4 from 3. This should match your checkbook register balance = \$ \_\_\_\_\_ Total

**Customer Service**

If you have any questions regarding your account or discover an error, call the number shown on the front of your statement or write to us at the following address:

Citizens Bank  
Customer Service Center  
P.O. Box 42001  
Providence, RI 02940-2001

**Deposit Accounts Are Non-Transferable**

Personal deposit accounts, such as CDs and savings accounts, cannot be transferred to another person or to a corporate entity.

**Loan Statements**

**BILLING RIGHTS SUMMARY**

**In Case of Errors or Questions About Your Bill**

If you think your bill is wrong, or if you need more information about a transaction on your bill, write us at the address shown above as soon as possible. We must hear from you no later than 60 days after we sent you the first bill on which the error or problem appeared. You can telephone us, but doing so will not preserve your rights.

In your letter, give us the following information:

- Your name and account number.
- The dollar amount of the suspected error.
- Describe the error and explain, if you can, why you believe there is an error. If you need more information, describe the item you are unsure about.

You do not have to pay any amount in question while we are investigating, but you are still obligated to pay the parts of your bill that are not in question. While we investigate your question, we cannot report you as delinquent or take any action to collect the amount you question.

**Special Rule for Credit Card Purchases**

If you have a problem with the quality of goods or services that you purchased with a credit card, and you have tried in good faith to correct the problem with the merchant, you may not have to pay the remaining amount due on the goods or services. You have this protection only when the purchase price was more than \$50 and the purchase was made in your home state or within 100 miles of your mailing address. (If we own or operate the merchant, or if we mailed you the advertisement for the property or services, all purchases are covered regardless of amount or location of purchase.)

**Electronic Transfers**

**In Case of Errors or Questions About Your Electronic Transfers**

In case of errors or questions about your electronic transfers, telephone us at the number shown on the front of your statement or write us at the address shown above as soon as you can, if you think your statement or receipt is wrong or if you need more information about a transfer on the statement or receipt. We must hear from you no later than 60 days after we sent you the FIRST statement on which the error or problem appeared.

- Tell us your name and account number (if any).
- Describe the error or the transfer you are unsure about, and explain as clearly as you can why you believe it is an error or why you need more information.
- Tell us the dollar amount of the suspected error.

We will investigate your complaint and will correct any error promptly. If we take more than 10 business days to do this, we will credit your account for the amount you think is in error, so that you will have the use of the money during the time it takes us to complete our investigation.

**Finance Charge Calculations for Overdraft Line of Credit Accounts Based on Average Daily Balance Computation Method**

**Calculating your Finance Charge**

We compute your finance charge by multiplying the Average Daily Balance of your account by the Daily Periodic Rate and then multiplying the result by the number of days in the billing cycle.

**Calculating your Average Daily Balance**

To get the average daily balance, we take the beginning balance of your account each day (which does not include any unpaid finance charges or fees), add any new Overdraft Line of Credit transactions as of the date of those transactions, and subtract any payments or credits. This gives us the daily balance. Then we add all the daily balances for the billing cycle together and divide the total by the number of days in the billing cycle. This gives us the average daily balance for your account.

**Negative Information**

We may report information about your account to credit bureaus. Late payments, missed payments, or other defaults on your account may be reflected in your credit report.

**Change of Address**

Please call the number shown on the front of your statement to notify us of a change of address.

*Thank you for banking with Citizens Bank.*

Citizens Bank is a division of RBS Citizens, N.A. Citizens Bank of Pennsylvania is a separate bank and not part of RBS Citizens, N.A.

028845 5/5





Commercial Account Statement

1-800-862-6200

Call Citizens' PhoneBank anytime for account information, current rates and answers to your questions.

1 OF 2

Beginning July 01, 2011 through July 31, 2011

US047 BR390 20 1  
 LOWER BUCKS HOSPITAL INC  
 ACCOUNTS PAYABLE  
 DIP CH 11 CASE #10-10239  
 501 BATH RD  
 BRISTOL PA 19007-3101

Commercial Checking

SUMMARY

Balance Calculation

Previous Balance .00  
 Checks .00 -  
 Debits 4,468,844.10 -  
 Deposits & Credits 4,468,844.10 +  
 Current Balance .00 =

LOWER BUCKS HOSPITAL INC  
 ACCOUNTS PAYABLE  
 DIP CH 11 CASE #10-10239  
 Commercial Checking  
 621843-985-6

Previous Balance

.00

TRANSACTION DETAILS

Debits

Other Debits

Date	Amount	Description
07/01	402,868.46	List Post Total (27)
07/05	758,190.40	List Post Total (42)
07/06	91,488.70	List Post Total (23)
07/07	190,236.74	List Post Total (18)
07/08	207,956.07	List Post Total (24)
07/11	248,501.75	List Post Total (31)
07/12	229,095.38	List Post Total (26)
07/13	72,382.32	List Post Total (29)
07/13	1,102.41	Peco Consumer Bill Pay 110712 7612085601
07/13	3.50	Billmatrix Bill Pay 110712 7612085602
07/14	224,820.81	List Post Total (37)
07/15	85,422.53	List Post Total (31)
07/18	318,955.78	List Post Total (52)
07/19	453,223.69	List Post Total (47)
07/20	67,784.84	List Post Total (19)
07/21	271,266.60	List Post Total (23)
07/22	225,942.46	List Post Total (17)
07/25	277,346.12	List Post Total (39)
07/26	99,900.63	List Post Total (21)
07/27	21,722.23	List Post Total (8)
07/28	52,183.23	List Post Total (17)
07/29	168,449.45	List Post Total (20)

Total Debits

4,468,844.10



Commercial Account Statement

1-800-862-6200

Call Citizens' PhoneBank anytime for account information, current rates and answers to your questions.

2 OF 2

Beginning July 01, 2011 through July 31, 2011

Commercial Checking continued from previous page

Deposits & Credits

Date	Amount	Description	
07/01	402,868.46	Transfer From Checking Acct 060 6218439848	Ctztrf
07/05	758,190.40	Transfer From Checking Acct 060 6218439848	Ctztrf
07/06	91,488.70	Transfer From Checking Acct 060 6218439848	Ctztrf
07/07	190,236.74	Transfer From Checking Acct 060 6218439848	Ctztrf
07/08	207,956.07	Transfer From Checking Acct 060 6218439848	Ctztrf
07/11	248,501.75	Transfer From Checking Acct 060 6218439848	Ctztrf
07/12	229,095.38	Transfer From Checking Acct 060 6218439848	Ctztrf
07/13	73,488.23	Transfer From Checking Acct 060 6218439848	Ctztrf
07/14	224,820.81	Transfer From Checking Acct 060 6218439848	Ctztrf
07/15	85,422.53	Transfer From Checking Acct 060 6218439848	Ctztrf
07/18	318,955.78	Transfer From Checking Acct 060 6218439848	Ctztrf
07/19	453,223.69	Transfer From Checking Acct 060 6218439848	Ctztrf
07/20	67,784.84	Transfer From Checking Acct 060 6218439848	Ctztrf
07/21	271,266.60	Transfer From Checking Acct 060 6218439848	Ctztrf
07/22	225,942.46	Transfer From Checking Acct 060 6218439848	Ctztrf
07/25	277,346.12	Transfer From Checking Acct 060 6218439848	Ctztrf
07/26	99,900.63	Transfer From Checking Acct 060 6218439848	Ctztrf
07/27	21,722.23	Transfer From Checking Acct 060 6218439848	Ctztrf
07/28	52,183.23	Transfer From Checking Acct 060 6218439848	Ctztrf
07/29	168,449.45	Transfer From Checking Acct 060 6218439848	Ctztrf

LOWER BUCKS HOSPITAL INC  
ACCOUNTS PAYABLE  
DIP CH 11 CASE #10-10239  
Commercial Checking  
621843-985-6

**+** Total Deposits & Credits  
4,468,844.10  
**=** Current Balance  
.00

Daily Balance

Date	Balance	Date	Balance
07/01	.00	07/13	.00
07/05	.00	07/14	.00
07/06	.00	07/15	.00
07/07	.00	07/18	.00
07/08	.00	07/19	.00
07/11	.00	07/20	.00
07/12	.00	07/21	.00
		07/22	.00
		07/25	.00
		07/26	.00
		07/27	.00
		07/28	.00
		07/29	.00

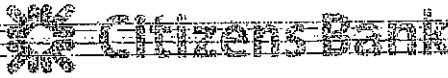
MEMO

--The Funds Availability Disclosure contained in your Deposit Account Agreement is amended. Generally, if we delay the availability of funds from your deposited checks, funds may be available by the second business day after the day of the deposit. However, where longer delays may apply for deposited checks, funds may be available the seventh business day after the day of the deposit. In addition, as of July 21, 2011, if we delay the availability of funds from your deposited checks we may make \$200 (rather than \$100) available on the first business day after the day of your deposit. For new accounts, we may make \$200 (rather than \$100) of your total check deposits drawn on another bank available to you on the business day of your deposit.

NEWS FROM CITIZENS

--Looking for your account balance, information on cleared checks, or holds? Save time by logging into Online Banking to retrieve this information or to transfer funds. Visit [citizensbank.com/olb](http://citizensbank.com/olb) and log into Online Banking to take advantage of these great features now.  
--Good Banking Goes Social. Join Citizens Bank on Facebook and Twitter to stay up to date on money saving tips, our latest promotions and products, and the impact that Citizens Bank is making in our communities. Learn more at [citizensbank.com](http://citizensbank.com) or find us at [facebook.com/citizensbank](http://facebook.com/citizensbank) and [twitter.com/citizensbank](http://twitter.com/citizensbank).





**Checking Account Balance Worksheet**

Before completing this worksheet, please be sure to adjust your checkbook register balance by

- Adding any interest earned
- Subtracting any fees or other charges

1 Your current balance on this statement \$ \_\_\_\_\_ Current Balance

2 List deposits which do not appear on this statement

Date	Amount	Date	Amount
_____	_____	_____	_____
_____	_____	_____	_____
_____	_____	_____	_____
_____	_____	_____	_____
			⊕ \$ _____ Total of 2

3 Subtotal by adding 1 and 2 ⊖ \$ \_\_\_\_\_ Subtotal of 1 and 2

4 List outstanding checks, transfers, debits, POS purchases or withdrawals that do not appear on this statement

Date/ Check No.	Amount	Date/ Check No.	Amount
_____	_____	_____	_____
_____	_____	_____	_____
_____	_____	_____	_____
_____	_____	_____	_____
_____	_____	_____	_____
_____	_____	_____	_____
_____	_____	_____	_____
_____	_____	_____	_____
_____	_____	_____	_____
			⊖ \$ _____ Total of 4

5 Subtract 4 from 3. This should match your checkbook register balance ⊖ \$ \_\_\_\_\_ Total

**Customer Service**

If you have any questions regarding your account or discover an error, call the number shown on the front of your statement or write to us at the following address:

Citizens Bank  
Customer Service Center  
P.O. Box 42001  
Providence, RI 02940-2001

**Deposit Accounts Are Non-Transferable**

Personal deposit accounts, such as CDs and savings accounts, cannot be transferred to another person or to a corporate entity.

**Loan Statements**

**BILLING RIGHTS SUMMARY**

**In Case of Errors or Questions About Your Bill**

If you think your bill is wrong, or if you need more information about a transaction on your bill, write us at the address shown above as soon as possible. We must hear from you no later than 60 days after we sent you the first bill on which the error or problem appeared. You can telephone us, but doing so will not preserve your rights.

In your letter, give us the following information:

- Your name and account number.
- The dollar amount of the suspected error.
- Describe the error and explain, if you can, why you believe there is an error. If you need more information, describe the item you are unsure about.

You do not have to pay any amount in question while we are investigating, but you are still obligated to pay the parts of your bill that are not in question. While we investigate your question, we cannot report you as delinquent or take any action to collect the amount you question.

**Special Rule for Credit Card Purchases**

If you have a problem with the quality of goods or services that you purchased with a credit card, and you have tried in good faith to correct the problem with the merchant, you may not have to pay the remaining amount due on the goods or services. You have this protection only when the purchase price was more than \$50 and the purchase was made in your home state or within 100 miles of your mailing address. (If we own or operate the merchant, or if we mailed you the advertisement for the property or services, all purchases are covered regardless of amount or location of purchase.)

**Electronic Transfers**

**In Case of Errors or Questions About Your Electronic Transfers**

In case of errors or questions about your electronic transfers, telephone us at the number shown on the front of your statement or write us at the address shown above as soon as you can, if you think your statement or receipt is wrong or if you need more information about a transfer on the statement or receipt. We must hear from you no later than 60 days after we sent you the FIRST statement on which the error or problem appeared.

- Tell us your name and account number (if any).
- Describe the error or the transfer you are unsure about, and explain as clearly as you can why you believe it is an error or why you need more information.
- Tell us the dollar amount of the suspected error.

We will investigate your complaint and will correct any error promptly. If we take more than 10 business days to do this, we will credit your account for the amount you think is in error, so that you will have the use of the money during the time it takes us to complete our investigation.

**Finance Charge Calculations for Overdraft Line of Credit Accounts Based on Average Daily Balance Computation Method**

**Calculating your Finance Charge**

We compute your finance charge by multiplying the Average Daily Balance of your account by the Daily Periodic Rate and then multiplying the result by the number of days in the billing cycle.

**Calculating your Average Daily Balance**

To get the average daily balance, we take the beginning balance of your account each day (which does not include any unpaid finance charges or fees), add any new Overdraft Line of Credit transactions as of the date of those transactions, and subtract any payments or credits. This gives us the daily balance. Then we add all the daily balances for the billing cycle together and divide the total by the number of days in the billing cycle. This gives us the average daily balance for your account.

**Negative Information**

We may report information about your account to credit bureaus. Late payments, missed payments, or other defaults on your account may be reflected in your credit report.

**Change of Address**


Please call the number shown on the front of your statement to notify us of a change of address.

*Thank you for banking with Citizens Bank.*

Citizens Bank is a division of RBS Citizens, N.A. Citizens Bank of Pennsylvania is a separate bank and not part of RBS Citizens, N.A.

Lower Bucks Hospital  
 Bank Reconciliation- Payroll Account  
 Citizens Bank-1017.000  
 7/31/11

Balance:	Citizens Bank	07/31/11	\$82,334.19
Less:	Outstanding Checks		(81,901.88)
			<hr/>
Adjusted	Bank Balance	07/31/11	\$432.31
			<hr/>
Balance per General Ledger		07/31/11	(\$284,419.00)
	Prior transfer adjustment investigating		\$287,920.33
	10-Jan Adj for timing voided check		(\$1,951.42)
	10-Jan Misc. Adjustments Fees and Stop Payments		\$53.36
	10-Jan Reissues and Misc. adj		(\$1,200.96)
	10-Jul Ck # 20198 paid less \$30 for stop payment fee		\$30.00
			<hr/>
Adjusted General Ledger Balance		07/31/11	432.31
			<hr/>
Difference:			(\$0.00)
			<hr/> <hr/>



Commercial Account  
Statement

1-800-862-6200

Call Citizens' PhoneBank anytime for account information, current rates and answers to your questions.

1 OF 2

Beginning July 01, 2011  
through July 31, 2011

US047 BR390 20 1  
LOWER BUCKS HOSPITAL INC  
PAYROLL  
DIP CH 11 CASE #10-10239  
501 BATH RD  
BRISTOL PA 19007-3101

Commercial Checking

SUMMARY

Balance Calculation

Previous Balance	14,671.16
Checks	.00 -
Debits	354,226.19 -
Deposits & Credits	421,889.22 +
<b>Current Balance</b>	<b>82,334.19 =</b>

LOWER BUCKS HOSPITAL INC  
PAYROLL  
DIP CH 11 CASE #10-10239  
Commercial Checking  
621843-986-4

Previous Balance  
14,671.16

TRANSACTION DETAILS

Debits

Other Debits

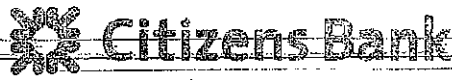
Date	Amount	Description
07/01	15,084.88	List Post Total (18)
07/05	29,570.74	List Post Total (30)
07/06	7,616.78	List Post Total (6)
07/07	14,714.27	List Post Total (19)
07/08	36,983.99	List Post Total (37)
07/11	30,010.37	List Post Total (32)
07/12	4,347.88	List Post Total (9)
07/13	5,853.63	List Post Total (8)
07/14	14,377.64	List Post Total (13)
07/15	24,939.98	List Post Total (22)
07/18	25,957.49	List Post Total (27)
07/19	12,170.04	List Post Total (9)
07/20	1,838.78	List Post Total (7)
07/21	12,779.89	List Post Total (17)
07/22	14,926.68	List Post Total (14)
07/25	43,188.79	List Post Total (45)
07/26	13,489.39	List Post Total (19)
07/27	5,348.12	List Post Total (8)
07/28	14,390.75	List Post Total (15)
07/29	26,636.10	List Post Total (23)

Total Debits  
354,226.19

Deposits & Credits

Date	Amount	Description
07/01	73,069.36	Online Transfer From Checking 6218439848
07/08	86,975.38	Online Transfer From Checking 6218439848
07/15	85,983.15	Online Transfer From Checking 6218439848
07/22	91,009.25	Online Transfer From Checking 6218439848
07/29	84,852.08	Online Transfer From Checking 6218439848

Total Deposits & Credits  
421,889.22



Commercial Account Statement

1-800-862-6200

Call Citizens' PhoneBank anytime for account information, current rates and answers to your questions.

2 OF 2

Beginning July 01, 2011 through July 31, 2011

Commercial Checking continued from previous page

LOWER BUCKS HOSPITAL INC  
PAYROLL  
DIP CH 11 CASE #10-10239  
Commercial Checking  
621843-986-4

Current Balance  
82,334.19

Daily Balance

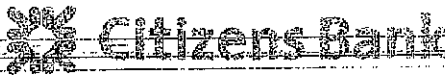
Date	Balance	Date	Balance	Date	Balance
07/01	72,655.64	07/13	30,533.36	07/22	100,535.26
07/05	43,084.90	07/14	16,155.72	07/25	57,346.47
07/06	35,468.12	07/15	77,198.89	07/26	43,857.08
07/07	20,753.85	07/18	51,241.40	07/27	38,508.96
07/08	70,745.24	07/19	39,071.36	07/28	24,118.21
07/11	40,734.87	07/20	37,232.58	07/29	82,334.19
07/12	36,386.99	07/21	24,452.69		

MEMO

--The Funds Availability Disclosure contained in your Deposit Account Agreement is amended. Generally, if we delay the availability of funds from your deposited checks, funds may be available by the second business day after the day of the deposit. However, where longer delays may apply for deposited checks, funds may be available the seventh business day after the day of the deposit. In addition, as of July 21, 2011, if we delay the availability of funds from your deposited checks we may make \$200 (rather than \$100) available on the first business day after the day of your deposit. For new accounts, we may make \$200 (rather than \$100) of your total check deposits drawn on another bank available to you on the business day of your deposit.

NEWS FROM CITIZENS

--Looking for your account balance, information on cleared checks, or holds? Save time by logging into Online Banking to retrieve this information or to transfer funds. Visit [citizensbank.com/olb](http://citizensbank.com/olb) and log into Online Banking to take advantage of these great features now.  
--Good Banking Goes Social. Join Citizens Bank on Facebook and Twitter to stay up to date on money saving tips, our latest promotions and products, and the impact that Citizens Bank is making in our communities. Learn more at [citizensbank.com](http://citizensbank.com) or find us at [facebook.com/citizensbank](http://facebook.com/citizensbank) and [twitter.com/citizensbank](http://twitter.com/citizensbank).



**Checking Account Balance Worksheet**

Before completing this worksheet, please be sure to adjust your checkbook register balance by

- Adding any interest earned
- Subtracting any fees or other charges

1 Your current balance on this statement \$ \_\_\_\_\_ Current Balance

2 List deposits which do not appear on this statement

Date	Amount	Date	Amount
			+ \$ _____ Total of 2

3 Subtotal by adding 1 and 2 = \$ \_\_\_\_\_ Subtotal of 1 and 2

4 List outstanding checks, transfers, debits, POS purchases or withdrawals that do not appear on this statement

Date/ Check No.	Amount	Date/ Check No.	Amount
			- \$ _____ Total of 4

5 Subtract 4 from 3. This should match your checkbook register balance = \$ \_\_\_\_\_ Total

**Customer Service**

If you have any questions regarding your account or discover an error, call the number shown on the front of your statement or write to us at the following address:

*Citizens Bank  
Customer Service Center  
P.O. Box 42001  
Providence, RI 02940-2001*

**Deposit Accounts Are Non-Transferable**  
Personal deposit accounts, such as CDs and savings accounts, cannot be transferred to another person or to a corporate entity.

**Loan Statements**

**BILLING RIGHTS SUMMARY**

**In Case of Errors or Questions About Your Bill**  
If you think your bill is wrong, or if you need more information about a transaction on your bill, write us at the address shown above as soon as possible. We must hear from you no later than 60 days after we sent you the first bill on which the error or problem appeared. You can telephone us, but doing so will not preserve your rights.

In your letter, give us the following information:

- Your name and account number.
- The dollar amount of the suspected error.
- Describe the error and explain, if you can, why you believe there is an error. If you need more information, describe the item you are unsure about.

You do not have to pay any amount in question while we are investigating, but you are still obligated to pay the parts of your bill that are not in question. While we investigate your question, we cannot report you as delinquent or take any action to collect the amount you question.

**Special Rule for Credit Card Purchases**

If you have a problem with the quality of goods or services that you purchased with a credit card, and you have tried in good faith to correct the problem with the merchant, you may not have to pay the remaining amount due on the goods or services. You have this protection only when the purchase price was more than \$50 and the purchase was made in your home state or within 100 miles of your mailing address. (If we own or operate the merchant, or if we mailed you the advertisement for the property or services, all purchases are covered regardless of amount or location of purchase.)

**Electronic Transfers**

**In Case of Errors or Questions About Your Electronic Transfers**  
In case of errors or questions about your electronic transfers, telephone us at the number shown on the front of your statement or write us at the address shown above as soon as you can, if you think your statement or receipt is wrong or if you need more information about a transfer on the statement or receipt. We must hear from you no later than 60 days after we sent you the FIRST statement on which the error or problem appeared.

- Tell us your name and account number (if any).
- Describe the error or the transfer you are unsure about, and explain as clearly as you can why you believe it is an error or why you need more information.
- Tell us the dollar amount of the suspected error.

We will investigate your complaint and will correct any error promptly. If we take more than 10 business days to do this, we will credit your account for the amount you think is in error, so that you will have the use of the money during the time it takes us to complete our investigation.

**Finance Charge Calculations for Overdraft Line of Credit Accounts Based on Average Daily Balance Computation Method**

**Calculating your Finance Charge**  
We compute your finance charge by multiplying the Average Daily Balance of your account by the Daily Periodic Rate and then multiplying the result by the number of days in the billing cycle.

**Calculating your Average Daily Balance**  
To get the average daily balance, we take the beginning balance of your account each day (which does not include any unpaid finance charges or fees), add any new Overdraft Line of Credit transactions as of the date of those transactions, and subtract any payments or credits. This gives us the daily balance. Then we add all the daily balances for the billing cycle together and divide the total by the number of days in the billing cycle. This gives us the average daily balance for your account.

**Negative Information**

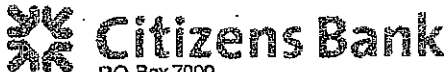
We may report information about your account to credit bureaus. Late payments, missed payments, or other defaults on your account may be reflected in your credit report.

**Change of Address**

Please call the number shown on the front of your statement to notify us of a change of address.

*Thank you for banking with Citizens Bank.*

Citizens Bank is a division of RBS Citizens, N.A. Citizens Bank of Pennsylvania is a separate bank and not part of RBS Citizens, N.A.



PO Box 7000  
 ROP-450  
 Providence, RI 02940

1-800-862-6200

Please call us anytime for answers to your questions, account information, current rates or to update your address & phone number.

Commercial Account Statement

1 OF 1

Beginning July 01, 2011  
 through July 31, 2011

AV 01 026686 46156E105 A\*\*5DGT



LOWER BUCKS HOSPITAL INC  
 GRANT FUND  
 DIP CH 11 CASE #10-10239  
 501 BATH RD  
 BRISTOL PA 19007-3101

Commercial Checking

US002

SUMMARY

Balance Calculation

Previous Balance	5,183.35
Checks	.00 -
Debits	.00 -
Deposits & Credits	.00 +
<b>Current Balance</b>	<b>5,183.35 =</b>

LOWER BUCKS HOSPITAL INC  
 GRANT FUND  
 DIP CH 11 CASE #10-10239  
**Commercial Checking**  
 XXXXXX988-0

Previous Balance

5,183.35

Current Balance

5,183.35

TRANSACTION DETAILS

No activity this statement period


MEMO

--The Funds Availability Disclosure contained in your Deposit Account Agreement is amended. Generally, if we delay the availability of funds from your deposited checks, funds may be available by the second business day after the day of the deposit. However, where longer delays may apply for deposited checks, funds may be available the seventh business day after the day of the deposit. In addition, as of July 21, 2011, if we delay the availability of funds from your deposited checks we may make \$200 (rather than \$100) available on the first business day after the day of your deposit. For new accounts, we may make \$200 (rather than \$100) of your total check deposits drawn on another bank available to you on the business day of your deposit.

NEWS FROM CITIZENS

--Looking for your account balance, information on cleared checks, or holds? Save time by logging into Online Banking to retrieve this information or to transfer funds. Visit [citizensbank.com/olb](http://citizensbank.com/olb) and log into Online Banking to take advantage of these great features now.  
 --Good Banking Goes Social. Join Citizens Bank on Facebook and Twitter to stay up to date on money saving tips, our latest promotions and products, and the impact that Citizens Bank is making in our communities. Learn more at [citizensbank.com](http://citizensbank.com) or find us at [facebook.com/citizensbank](http://facebook.com/citizensbank) and [twitter.com/citizensbank](http://twitter.com/citizensbank).

026686 1/1





**Checking Account Balance Worksheet**

Before completing this worksheet, please be sure to adjust your checkbook register balance by

- Adding any interest earned
- Subtracting any fees or other charges

1 Your current balance on this statement \$ \_\_\_\_\_  
Current Balance

2 List deposits which do not appear on this statement

Date	Amount	Date	Amount
_____	_____	_____	_____
_____	_____	_____	_____
_____	_____	_____	_____
_____	_____	_____	_____
			⊕ \$ _____ Total of 2

3 Subtotal by adding 1 and 2 ⊖ \$ \_\_\_\_\_  
Subtotal of 1 and 2

4 List outstanding checks, transfers, debits, POS purchases or withdrawals that do not appear on this statement

Date/ Check No.	Amount	Date/ Check No.	Amount
_____	_____	_____	_____
_____	_____	_____	_____
_____	_____	_____	_____
_____	_____	_____	_____
_____	_____	_____	_____
_____	_____	_____	_____
_____	_____	_____	_____
_____	_____	_____	_____
_____	_____	_____	_____
_____	_____	_____	_____
			⊖ \$ _____ Total of 4

5 Subtract 4 from 3. This should match your checkbook register balance ⊖ \$ \_\_\_\_\_  
Total

**Customer Service**

If you have any questions regarding your account or discover an error, call the number shown on the front of your statement or write to us at the following address:

Citizens Bank  
Customer Service Center  
P.O. Box 42001  
Providence, RI 02940-2001

**Deposit Accounts Are Non-Transferable**

Personal deposit accounts, such as CDs and savings accounts, cannot be transferred to another person or to a corporate entity.

**Loan Statements**

**BILLING RIGHTS SUMMARY**

**In Case of Errors or Questions About Your Bill**

If you think your bill is wrong, or if you need more information about a transaction on your bill, write us at the address shown above as soon as possible. We must hear from you no later than 60 days after we sent you the first bill on which the error or problem appeared. You can telephone us, but doing so will not preserve your rights.

In your letter, give us the following information:

- Your name and account number.
- The dollar amount of the suspected error.
- Describe the error and explain, if you can, why you believe there is an error. If you need more information, describe the item you are unsure about.

You do not have to pay any amount in question while we are investigating, but you are still obligated to pay the parts of your bill that are not in question. While we investigate your question, we cannot report you as delinquent or take any action to collect the amount you question.

**Special Rule for Credit Card Purchases**

If you have a problem with the quality of goods or services that you purchased with a credit card, and you have tried in good faith to correct the problem with the merchant, you may not have to pay the remaining amount due on the goods or services. You have this protection only when the purchase price was more than \$50 and the purchase was made in your home state or within 100 miles of your mailing address. (If we own or operate the merchant, or if we mailed you the advertisement for the property or services, all purchases are covered regardless of amount or location of purchase.)

**Electronic Transfers**

**In Case of Errors or Questions About Your Electronic Transfers**

In case of errors or questions about your electronic transfers, telephone us at the number shown on the front of your statement or write us at the address shown above as soon as you can, if you think your statement or receipt is wrong or if you need more information about a transfer on the statement or receipt. We must hear from you no later than 60 days after we sent you the FIRST statement on which the error or problem appeared.

- Tell us your name and account number (if any).
- Describe the error or the transfer you are unsure about, and explain as clearly as you can why you believe it is an error or why you need more information.
- Tell us the dollar amount of the suspected error.

We will investigate your complaint and will correct any error promptly. If we take more than 10 business days to do this, we will credit your account for the amount you think is in error, so that you will have the use of the money during the time it takes us to complete our investigation.

**Finance Charge Calculations for Overdraft Line of Credit Accounts Based on Average Daily Balance Computation Method**

**Calculating your Finance Charge**

We compute your finance charge by multiplying the Average Daily Balance of your account by the Daily Periodic Rate and then multiplying the result by the number of days in the billing cycle.

**Calculating your Average Daily Balance**

To get the average daily balance, we take the beginning balance of your account each day (which does not include any unpaid finance charges or fees), add any new Overdraft Line of Credit transactions as of the date of those transactions, and subtract any payments or credits. This gives us the daily balance. Then we add all the daily balances for the billing cycle together and divide the total by the number of days in the billing cycle. This gives us the average daily balance for your account.

**Negative Information**

We may report information about your account to credit bureaus. Late payments, missed payments, or other defaults on your account may be reflected in your credit report.

**Change of Address**

Please call the number shown on the front of your statement to notify us of a change of address.

Thank you for banking with Citizens Bank.

Citizens Bank is a division of RBS Citizens, N.A. Citizens Bank of Pennsylvania is a separate bank and not part of RBS Citizens, N.A.



PO Box 7000  
 ROP-450  
 Providence RI 02940

1-800-862-6200

Please call us anytime for answers to your questions, account information, current rates or to update your address & phone number.

Commercial Account Statement

1 OF 2

Beginning July 01, 2011  
 through July 31, 2011

AV 01 026731 46156E105 A\*\*5DGT

LOWER BUCKS HOSPITAL INC  
 DIP CH 11 CASE #10-10239  
 501 BATH RD  
 BRISTOL PA 19007-3101

Commercial Checking

US 002

SUMMARY

Balance Calculation

Previous Balance	4,186,198.38
Checks	.00 -
Debits	.00 -
Deposits & Credits	.00 +
Interest Paid	355.54 +
<b>Current Balance</b>	<b>4,186,553.92 =</b>

Balance

Average Daily Balance	4,186,198.38
<b>Interest</b>	
Current Interest Rate	.10%
Annual Percentage Yield Earned	.10%
Number of Days Interest Earned	31
Interest Earned	355.54
Interest Paid this Year	2,430.82

LOWER BUCKS HOSPITAL INC  
 DIP CH 11 CASE #10-10239  
 Business Money Market  
 XXXXXXXX516-8

You can waive the monthly maintenance fee of \$9.99 by maintaining a minimum daily balance in your account of \$2,500.

Your minimum daily balance this statement period is \$4,186,198

Previous Balance

4,186,198.38

TRANSACTION DETAILS

Interest

Date	Amount	Description
07/29	355.54	Interest

+	Total Interest Paid	355.54
=	Current Balance	4,186,553.92

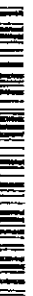
Daily Balance

Date	Balance	Date	Balance	Date	Balance
07/29	4,186,553.92				

MEMO

—The Funds Availability Disclosure contained in your Deposit Account Agreement is amended. Generally, if we delay the availability of funds from your deposited checks, funds may be available by the second business day after the day of the deposit. However, where longer delays may apply for deposited checks, funds may be available the seventh business day after the day of the deposit. In addition, as of July 21, 2011, if we delay the availability of funds from your deposited checks we may make \$200 (rather than \$100) available on the first business day after the day of your deposit. For new accounts, we may make \$200 (rather than \$100) of your total check deposits drawn on another bank available to you on the business day of your deposit.

026731 1/2







Commercial Account  
Statement

**1-800-862-6200**

Please call us anytime for answers to your questions, account information, current rates or to update your address & phone number.

2 OF 2

Beginning July 01, 2011  
through July 31, 2011

*Commercial Checking continued from previous page*

**NEWS FROM CITIZENS**

- Looking for your account balance, information on cleared checks, or holds? Save time by logging into Online Banking to retrieve this information or to transfer funds. Visit [citizensbank.com/olb](http://citizensbank.com/olb) and log into Online Banking to take advantage of these great features now.
- Good Banking Goes Social. Join Citizens Bank on Facebook and Twitter to stay up to date on money saving tips, our latest promotions and products, and the impact that Citizens Bank is making in our communities. Learn more at [citizensbank.com](http://citizensbank.com) or find us at [facebook.com/citizensbank](http://facebook.com/citizensbank) and [twitter.com/citizensbank](http://twitter.com/citizensbank).

LOWER BUCKS HOSPITAL INC  
DIP CH 11 CASE #10-10239  
**Business Money Market**  
XXXXXXXX516-8





PO Box 7000  
 ROP-480  
 Providence, RI 02940

1-800-862-6200

Please call us anytime for answers to your questions, account information, current rates or to update your address & phone number.

Commercial Account Statement

1 OF 3

Beginning July 01, 2011  
 through July 31, 2011

AV 01 026711 46156E105 A\*\*5DGT

LOWER BUCKS HOSPITAL INC  
 CREDIT CARD ACCOUNT  
 DIP CH 11 CASE #10-10239  
 501 BATH RD  
 BRISTOL PA 19007-3101

Commercial Checking

US002

SUMMARY

Balance Calculation

Previous Balance	442,146.87
Checks	.00 -
Debits	862.65 -
Deposits & Credits	32,359.55 +
<b>Current Balance</b>	<b>473,643.77</b>

LOWER BUCKS HOSPITAL INC  
 CREDIT CARD ACCOUNT  
 DIP CH 11 CASE #10-10239  
**Commercial Checking**  
 XXXXXXX803-0

Previous Balance

442,146.87

TRANSACTION DETAILS

Debits

Other Debits

Date	Amount	Description
07/05	68.88	Worldpay Mthly Chgs 070511 Lk574040 070211
07/05	60.04	Worldpay Mthly Chgs 070511 Lk574032 070211
07/05	58.93	Worldpay Mthly Chgs 070511 Lk574034 070211
07/05	48.98	Worldpay Mthly Chgs 070511 Lk574030 070211
07/05	48.38	Worldpay Mthly Chgs 070511 Lk574033 070211
07/05	40.48	Worldpay Mthly Chgs 070511 Lk574039 070211
07/05	36.99	Worldpay Mthly Chgs 070511 03068592 070211
07/05	16.95	Worldpay Mthly Chgs 070511 Lk574035 070211
07/05	16.95	Worldpay Mthly Chgs 070511 Lk574038 070211
07/05	16.95	Worldpay Mthly Chgs 070511 Lk591796 070211
07/08	449.12	Worldpay Bnkcrd Dep 070811 Lk574032 706001

Total Debits

862.65

Deposits & Credits

Date	Amount	Description
07/01	575.38	Worldpay Bnkcrd Dep 070111 Lk574032 630001
07/01	28.69	Worldpay Bnkcrd Dep 070111 Lk574039 630615
07/05	536.46	Worldpay Bnkcrd Dep 070511 Lk574033 701001
07/05	169.67	Worldpay Bnkcrd Dep 070511 Lk574033 703001
07/05	162.61	Worldpay Bnkcrd Dep 070511 Lk574032 701001
07/05	57.71	Worldpay Bnkcrd Dep 070511 Lk574032 702001
07/05	43.55	American Express Settlement 110704 2371661273
07/06	2,049.18	Worldpay Bnkcrd Dep 070611 Lk574032 705001
07/06	43.38	Worldpay Bnkcrd Dep 070611 Lk574039 705616
07/07	3,174.01	Worldpay Bnkcrd Dep 070711 Lk574030 706002
07/07	1,477.30	Worldpay Bnkcrd Dep 070711 Lk574032 706001
07/07	126.10	Worldpay Bnkcrd Dep 070711 Lk574039 706617
07/07	48.54	Worldpay Bnkcrd Dep 070711 Lk574033 706001
07/08	880.01	Worldpay Bnkcrd Dep 070811 Lk574032 707001
07/08	708.58	Worldpay Bnkcrd Dep 070811 Lk574030 707002
07/08	38.78	Worldpay Bnkcrd Dep 070811 Lk574033 707001
07/08	38.34	Worldpay Bnkcrd Dep 070811 Lk574039 707618
07/11	397.15	Worldpay Bnkcrd Dep 071111 Lk574030 708002
07/11	226.25	Worldpay Bnkcrd Dep 071111 Lk574033 710001

026711 1/2





Commercial Account  
Statement

1-800-862-6200

Please call us anytime for answers to your questions, account information, current rates or to update your address & phone number.

2 OF 3

Beginning July 01, 2011  
through July 31, 2011

Commercial Checking continued from previous page

Deposits & Credits (continued)

Date	Amount	Description
07/11	176.39	Worldpay Bnkcrd Dep 071111 Lk574032 708001
07/11	134.96	Worldpay Bnkcrd Dep 071111 Lk574033 709001
07/11	97.36	Worldpay Bnkcrd Dep 071111 Lk574033 708001
07/11	72.75	American Express Settlement 110711 2371661273
07/12	679.93	Worldpay Bnkcrd Dep 071211 Lk574030 711002
07/12	369.57	Worldpay Bnkcrd Dep 071211 Lk574032 711001
07/12	292.94	American Express Settlement 110712 2371661273
07/12	193.54	Worldpay Bnkcrd Dep 071211 Lk574033 711001
07/12	9.48	Worldpay Bnkcrd Dep 071211 Lk574039 711619
07/13	487.64	Worldpay Bnkcrd Dep 071311 Lk574033 712001
07/13	241.18	Worldpay Bnkcrd Dep 071311 Lk574032 712001
07/13	132.35	Worldpay Bnkcrd Dep 071311 Lk574030 712002
07/14	807.87	Worldpay Bnkcrd Dep 071411 Lk574032 713001
07/15	886.37	Worldpay Bnkcrd Dep 071511 Lk574032 714001
07/15	201.92	Worldpay Bnkcrd Dep 071511 Lk574039 714620
07/18	1,296.75	Worldpay Bnkcrd Dep 071811 Lk574030 715002
07/18	292.64	Worldpay Bnkcrd Dep 071811 Lk574032 715001
07/18	48.54	Worldpay Bnkcrd Dep 071811 Lk574032 716001
07/18	38.78	Worldpay Bnkcrd Dep 071811 Lk574032 717001
07/18	23.45	Worldpay Bnkcrd Dep 071811 Lk574039 715621
07/19	213.87	Worldpay Bnkcrd Dep 071911 Lk574032 718001
07/19	100.00	Worldpay Dlyentries 071811 Lk574032
07/19	38.34	Worldpay Bnkcrd Dep 071911 Lk574039 718622
07/20	657.91	Worldpay Bnkcrd Dep 072011 Lk574032 719001
07/20	19.25	Worldpay Bnkcrd Dep 072011 Lk574039 719623
07/21	1,531.05	Worldpay Bnkcrd Dep 072111 Lk574032 720001
07/21	47.90	Worldpay Bnkcrd Dep 072111 Lk574033 720001
07/21	28.91	Worldpay Bnkcrd Dep 072111 Lk574039 720624
07/22	475.12	Worldpay Bnkcrd Dep 072211 Lk574032 721001
07/22	101.02	Worldpay Bnkcrd Dep 072211 Lk574039 721625
07/22	48.50	American Express Settlement 110722 2371661273
07/25	1,752.63	Worldpay Bnkcrd Dep 072511 Lk574032 722001
07/25	145.47	Worldpay Bnkcrd Dep 072511 Lk574033 723001
07/25	121.77	Worldpay Bnkcrd Dep 072511 Lk574032 723001
07/25	119.64	Worldpay Bnkcrd Dep 072511 Lk574033 724001
07/25	97.00	American Express Settlement 110725 2371661273
07/25	67.41	Worldpay Bnkcrd Dep 072511 Lk574039 722626
07/26	6,476.88	Worldpay Bnkcrd Dep 072611 Lk574032 725001
07/26	192.06	American Express Settlement 110726 2371661273
07/26	38.63	Worldpay Bnkcrd Dep 072611 Lk574039 725627
07/27	769.16	Worldpay Bnkcrd Dep 072711 Lk574030 726002
07/27	331.40	Worldpay Bnkcrd Dep 072711 Lk574032 726001
07/27	154.13	Worldpay Bnkcrd Dep 072711 Lk574039 726628
07/27	97.00	American Express Settlement 110727 2371661273
07/28	874.27	Worldpay Bnkcrd Dep 072811 Lk574032 727001
07/29	410.53	Worldpay Bnkcrd Dep 072911 Lk574032 728001
07/29	91.33	Worldpay Bnkcrd Dep 072911 Lk574039 728629
07/29	48.50	American Express Settlement 110729 2371661273
07/29	43.77	American Express Settlement 110729 2371661315

LOWER BUCKS HOSPITAL INC  
CREDIT CARD ACCOUNT  
DIP CH 11 CASE #10-10239  
Commercial Checking  
XXXXXXXX803-0

**+** Total Deposits & Credits  
32,359.55  
**=** Current Balance  
473,643.77

Daily Balance

Date	Balance	Date	Balance	Date	Balance
07/01	442,750.94	07/13	454,954.00	07/22	461,812.19
07/05	443,307.41	07/14	455,761.87	07/25	464,116.11
07/06	445,399.97	07/15	456,850.16	07/26	470,823.68
07/07	450,225.92	07/18	458,550.32	07/27	472,175.37
07/08	451,442.51	07/19	458,902.53	07/28	473,049.64
07/11	452,547.37	07/20	459,579.69	07/29	473,643.77
07/12	454,092.83	07/21	461,187.55		

MEMO

-The Funds Availability Disclosure contained in your Deposit Account Agreement is amended. Generally, if we delay the availability of funds from your deposited checks, funds may be available by the second business day after the day of the deposit. However, where longer delays may apply for deposited checks, funds may be available the seventh business day after the day of the deposit. In addition, as of July 21, 2011, if we delay the availability of funds



Commercial Account Statement

1-800-862-6200

Please call us anytime for answers to your questions, account information, current rates or to update your address & phone number.

3 OF 3

Beginning July 01, 2011 through July 31, 2011

Commercial Checking continued from previous page

MEMO (continued)

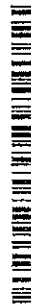
from your deposited checks we may make \$200 (rather than \$100) available on the first business day after the day of your deposit. For new accounts, we may make \$200 (rather than \$100) of your total check deposits drawn on another bank available to you on the business day of your deposit.

LOWER BUCKS HOSPITAL INC  
CREDIT CARD ACCOUNT  
DIP CH 11 CASE #10-10239  
Commercial Checking  
XXXXXXXX803-0

NEWS FROM CITIZENS

--Looking for your account balance, information on cleared checks, or holds? Save time by logging into Online Banking to retrieve this information or to transfer funds. Visit [citizensbank.com/olb](http://citizensbank.com/olb) and log into Online Banking to take advantage of these great features now.  
--Good Banking Goes Social. Join Citizens Bank on Facebook and Twitter to stay up to date on money saving tips, our latest promotions and products, and the impact that Citizens Bank is making in our communities. Learn more at [citizensbank.com](http://citizensbank.com) or find us at [facebook.com/citizensbank](http://facebook.com/citizensbank) and [twitter.com/citizensbank](http://twitter.com/citizensbank).

028711 2/2





PO Box 7000  
RPO-450  
Providence RI 02940

1-800-862-6200

Please call us anytime for answers to your questions, account information, current rates or to update your address & phone number.

Commercial Account Statement

1 OF 2

Beginning July 01, 2011  
through July 31, 2011

AV 01 026719 46156E105 A\*\*5DGT



LOWER BUCKS HOSPITAL INC  
ESCROW  
DIP CH 11 CASE #10-10239  
501 BATH RD  
BRISTOL PA 19007-3101

Commercial Checking

US 002

SUMMARY

Balance Calculation

Previous Balance	17,085.50
Checks	.00 -
Debits	5,411.50 -
Deposits & Credits	.00 +
Interest Paid	3.00 +
<b>Current Balance</b>	<b>11,677.00 =</b>

Balance

Average Daily Balance	14,117.90
<b>Interest</b>	
Current Interest Rate	.25%
Annual Percentage Yield Earned	.25%
Number of Days Interest Earned	31
Interest Earned	3.00
Interest Paid this Year	27.01

LOWER BUCKS HOSPITAL INC  
ESCROW  
DIP CH 11 CASE #10-10239  
**Business Money Market**  
XXXXXXXX690-3

You can waive the monthly maintenance fee of \$9.99 by maintaining a minimum daily balance in your account of \$2,500.

Your minimum daily balance this statement period is **\$11,674**

Previous Balance  
17,085.50

TRANSACTION DETAILS

Debits

Other Debits

Date	Amount	Description
07/15	5,411.50	Online Transfer To Checking 6233192033

**-** Total Debits  
5,411.50

Interest

Date	Amount	Description
07/29	3.00	Interest

**+** Total Interest Paid  
3.00

**=** Current Balance  
11,677.00

Daily Balance

Date	Balance	Date	Balance
07/15	11,674.00	07/29	11,677.00

MEMO

-The Funds Availability Disclosure contained in your Deposit Account Agreement is amended. Generally, if we delay the availability of funds from your deposited checks, funds may be available by the second business day after the day of the deposit. However, where longer delays may apply for deposited checks, funds may be available the seventh business day after the day of the deposit. In addition, as of July 21, 2011, if we delay the availability of funds



Commercial Account Statement

1-800-862-6200

Please call us anytime for answers to your questions, account information, current rates or to update your address & phone number.

2 OF 2

Beginning July 01, 2011 through July 31, 2011

Commercial Checking continued from previous page

MEMO (continued)

from your deposited checks we may make \$200 (rather than \$100) available on the first business day after the day of your deposit. For new accounts, we may make \$200 (rather than \$100) of your total check deposits drawn on another bank available to you on the business day of your deposit.

LOWER BUCKS HOSPITAL INC  
ESCROW  
DIP CH 11 CASE #10-10239  
Business Money Market  
XXXXXXXX690-3

NEWS FROM CITIZENS

-Looking for your account balance, information on cleared checks, or holds? Save time by logging into Online Banking to retrieve this information or to transfer funds. Visit [citizensbank.com/olb](http://citizensbank.com/olb) and log into Online Banking to take advantage of these great features now.  
-Good Banking Goes Social. Join Citizens Bank on Facebook and Twitter to stay up to date on money saving tips, our latest promotions and products, and the impact that Citizens Bank is making in our communities. Learn more at [citizensbank.com](http://citizensbank.com) or find us at [facebook.com/citizensbank](http://facebook.com/citizensbank) and [twitter.com/citizensbank](http://twitter.com/citizensbank).





LOWER BUCKS HOSPITAL- DISBURSEMENTS JULY 1- JULY 31, 2011

DATE	CHECK NUMBER	CHECK AMOUNT	PAYABLE TO
07/01/11	ACH	73,069.36	CITIZENS- NET PAY
07/01/11	DEBIT PO #233537	217.03	STRYKER
07/01/11	DEBIT PO #233641	436.80	ARROW INTERNATIONAL
07/01/11	DEBIT PO #233655	279.25	JT POSEY
07/01/11	DEBIT PO #233661	742.50	STRYKER
07/01/11	DEBIT PO #233669	281.40	ARROW INTERNATIONAL
07/01/11	DEBIT PO #233680	540.00	BARD
07/01/11	TRANSFER	825.16	ADP- PASCDU
07/01/11	WIRE	50,000.00	AMERISOURCE
07/01/11	WIRE	19,494.30	OWENS AND MINOR
07/01/11	373037	491,489.50	COMMONWEALTH OF PA
07/01/11	373038	50,797.61	CROTHALL CLINICAL
07/01/11	373039	14,812.43	EPA
07/01/11	373040	-	EMERGENCY PHY ASSOC.
07/01/11	373041	54.57	ADAMS CYNTHIA
07/01/11	373043	343.70	AMERICAN HERITAGE LI
07/01/11	373044	835.00	ASCEND INTEGRATED ME
07/01/11	373045	35.71	BARNASEVITCH JILL
07/01/11	373046	226.86	BILLOWS ELECTRIC SUP
07/01/11	373047	136.17	BRADBY REGINA
07/01/11	373048	122.40	CARUSO KATHLEEN
07/01/11	373049	9,110.00	CARRIER CORPORATION
07/01/11	373051	479.00	ENDOCRINE SOCIET
07/01/11	373052	109.65	HEALY MARY M
07/01/11	373053	706.68	INTERNATIONAL UNION
07/01/11	373054	128.16	JOHNSON STEPHANIE
07/01/11	373055	91.29	LCG LTD
07/01/11	373056	147.90	LOUDEN KATHERINE
07/01/11	373057	25,909.16	LOWER BUCKS HOSP
07/01/11	373058	1,096.49	LOWER BUCKS HOSP
07/01/11	373059	106.66	MAIDEN DEBORAH
07/01/11	373060	191.76	MCKEY PAT
07/01/11	373061	168.81	MAURIO JOANN
07/01/11	373062	57.17	MEDLAB LOGISTICS
07/01/11	373063	21,442.47	METLIFE
07/01/11	373064	158.10	MOORE THERESA
07/01/11	373065	112.50	NOVOSCI
07/01/11	373066	107.10	KIMBLE HEATHER
07/01/11	373068	5,922.00	R&S GENERAL CONTRACT
07/01/11	373069	126.48	SCHOOLEY MARCIA
07/01/11	373070	48.45	SHAH SAROJ
07/01/11	373071	77.01	SILK COLLEEN
07/01/11	373072	33.66	SLICK PATRICIA
07/01/11	373073	55.59	TODD KATHERINE
07/01/11	373074	100.00	VANGUARD GROUP
07/01/11	373075	142.29	WEISSMAN ELI
07/01/11	373076	71.91	WELBORN JUDY
07/01/11	373077	379.80	WASTE MANAGEMENT OF



LOWER BUCKS HOSPITAL- DISBURSEMENTS JULY 1- JULY 31, 2011

DATE	CHECK NUMBER	CHECK AMOUNT	PAYABLE TO
07/01/11	373078	49.47	ZABA MELISSA
07/01/11	373079	79.05	ZABAT NIMFA
07/01/11		5,569.16	CITIZENS- RETURNED CHECK
07/05/11	DEBIT PO #231696	11.07	EZ FINISHERS
07/05/11	DEBIT PO #233617	485.00	ACMI-GYRUS
07/05/11	DEBIT PO #233679	474.60	EM ADAMS
07/05/11	DEBIT PO #233681	84.11	KARDWELL
07/05/11	372937	25,038.14	TOSHIBA AMERICA
07/05/11	373002	8,853.61	AQUA PENNSYLVANIA
07/05/11	373004	9,134.73	AQUA PENNSYLVANIA
07/05/11	373010	26,530.00	BOSTON SCIENTIFIC CORP.
07/05/11	373011	15,123.28	FDR SERVICES CORP
07/05/11	373025	26,089.23	AMERICAN RED CROSS
07/05/11	373080	4,828.00	CNA INSURANCE
07/05/11	373081	78.87	KOTKIEWICZ BARBARA
07/05/11	373082	42,345.00	PMA INSURANCE ASSOC
07/05/11	373083	10,774.00	RESPIRONICS
07/05/11		50,797.61	CROTHALL CLINICAL
07/06/11	ACH	55,295.50	INDEPENDENCE BLUE CROSS
07/06/11	DEBIT PO #233645	575.04	GETINGE
07/06/11	DEBIT PO #233658	1,080.00	EXACTECH
07/06/11	DEBIT PO #233699	375.00	POLY SCIENTIFIC
07/06/11	DEBIT PO #233705	2,920.00	EV3
07/06/11	DEBIT PO #233711	833.00	BIOSENSE
07/06/11	DEBIT PO #233713	223.00	MEDTRONIC
07/06/11	DEBIT PO #233719	50.00	OLYMPUS
07/06/11	DEBIT PO #233747	94.17	MAVIDON
07/06/11	TRANSFER	384,273.92	ADP- DIRECT DEPOSIT
07/06/11	WIRE	6,880.00	ABBOTT VASCULAR
07/06/11	373086	719.00	AMPHION MEDICAL SOLUTIO
07/06/11	373087	1,580.57	CONSTRUCTION BLDNG MTRL
07/06/11	373088	1,668.26	ELLIOT-LEWIS CORP
07/06/11	373090	500.00	I R S M
07/06/11	373093	313.50	SECURITY AND DATA TECH
07/06/11	373094	660.27	SHRED-IT PHILADELPHIA
07/06/11	373096	17.87	SPRINT
07/06/11	373097	119.25	TRISTAR-MIDATLANTIC
07/06/11	373099	274.75	ASPHALT CARE BENSALÉ
07/06/11	373100	179.60	SZERLIK KAREN
07/06/11	373101	3,000.00	ALLMED COMPREHENSIVE
07/06/11	373102	168.43	ARWAY LINEN RENTAL
07/06/11	373103	2,742.00	ARLEN,RHI MICHAEL D.
07/06/11	373104	161.50	AVCO SUPPLY INC
07/06/11	373105	543.84	BAXTER HEALTHCARE CO
07/06/11	373106	11,520.00	BLUEBOND, DO NEIL
07/06/11	373107	10,000.00	B BRAUN MEDICAL INC
07/06/11	373108	15,360.00	BUCKS COUNTY WOMEN'S
07/06/11	373109	21,000.00	CENTER FOR WOMEN'S

LOWER BUCKS HOSPITAL- DISBURSEMENTS JULY 1- JULY 31, 2011

DATE	CHECK NUMBER	CHECK AMOUNT	PAYABLE TO
07/06/11	373110	780.35	CONSTRUCTION BLDNG M
07/06/11	373111	7,680.00	BERK MD ROBERT
07/06/11	373112	3,000.00	FILES, D.DANIEL & KATHLEEN
07/06/11	373113	6,836.19	FIRST INS FUNDING CO
07/06/11	373114	8,220.00	GHALILI MD KOUROUSH
07/06/11	373115	3,857.14	GEORGE SABU
07/06/11	373116	9,600.00	HARVEY, MD AMY
07/06/11	373117	156.00	LOUIS C HERRING & CO
07/06/11	373119	500.00	I R S M
07/06/11	373120	2,000.00	INST FOR RESP & SLEE
07/06/11	373121	7,680.00	KUHN, MD MARK
07/06/11	373122	2,220.00	KUNTE, M.D. UDAY
07/06/11	373123	6,042.00	LAM PLASTIC SURGERY
07/06/11	373124	250.00	MEDIFAX-EDI LLC
07/06/11	373125	6,400.00	MIDATLANTIC CARDIOTH
07/06/11	373126	1,600.00	MODERN MEDICAL SYSTE
07/06/11	373128	3,000.00	PATEL MD JAYKUMAR
07/06/11	373129	22,464.80	PA UNEMPLOYMENT COMP
07/06/11	373130	35.50	POLAND JANET
07/06/11	373131	4,810.00	RAYNER MD MARK
07/06/11	373132	2,243.92	PHILIP ROSENAU CO IN
07/06/11	373133	1,149.38	SHRED-IT PHILADELPHI
07/06/11	373134	21,340.00	SIMONS, MD CARL
07/06/11	373135	42.97	SPRINT
07/06/11	373136	353.35	SPINNERS LAUNDROMAT
07/06/11	373137	1,075.00	WELLS FARGO BANK
07/06/11	373138	7,680.00	WALKER, MD ANNE
07/07/11	DEBIT PO #233326	925.00	KARL STORZ
07/07/11	DEBIT PO #233751	3,290.84	SYNTHESE
07/07/11	TRANSFER	3,145.05	ADP- BRISTOL TAX
07/07/11	TRANSFER	965.79	ADP- NJ STATE TAX
07/07/11	TRANSFER	20,106.92	ADP- PA TAX
07/07/11	TRANSFER	2,273.98	ADP- PHILADELPHIA TAX
07/07/11	TRANSFER	50,841.46	ADP- U.S. TREASURY
07/07/11	TRANSFER	127,088.11	ADP-U.S. TREASURY
07/07/11	WIRE	50,000.00	AMERISOURCE
07/07/11	WIRE	26,147.95	OWENS AND MINOR
07/07/11	372718	20,086.70	ALLIED BARTON
07/07/11	373095	8,585.00	ST. JUDE MEDICAL S.C.,I
07/07/11	373139	294.35	NAT'L ENERGY CONTROL CO
07/07/11	373140	2,766.15	DYNTEK SERVICES
07/07/11	373141	88.00	ACTIVE MEDICAL INC
07/07/11	373144	501.83	AIRGAS EAST
07/07/11	373145	1,944.45	ALLIED BARTON
07/07/11	373148	2,119.00	ADVANCED STERILIZATION
07/07/11	373149	1,928.02	ATLANTIC DIAGNOSTIC LAB
07/07/11	373150	2,611.00	CHANNING L BETE CO INC
07/07/11	373151	2,205.00	BIO-MEDICAL EQUIP SVC C

LOWER BUCKS HOSPITAL- DISBURSEMENTS JULY 1- JULY 31, 2011

DATE	CHECK NUMBER	CHECK AMOUNT	PAYABLE TO
07/07/11	373152	2,668.76	BIO-RAD LABS, INC
07/07/11	373153	459.57	BSN MEDICAL, INC.
07/07/11	373154	360.80	BUFFALO FILTER
07/07/11	373155	1,930.52	CENTURION MEDICAL PRODU
07/07/11	373156	200.00	CHAMCO INC
07/07/11	373158	380.00	COMPUTER CO-OP INC
07/07/11	373159	2,306.39	COOK INCORPORATED
07/07/11	373161	50.72	DIGI-TRAX CORPORATION
07/07/11	373162	1,355.00	EXACTECH INC
07/07/11	373163	815.64	EXPRESS LOGISTICS INC
07/07/11	373164	445.00	FAMILY MEDICAL EQUIPMEN
07/07/11	373165	1,674.00	FAVORITE HEALTHCARE
07/07/11	373166	110.00	FEENEY'S WHOLESALE NURS
07/07/11	373167	115.45	FENWAL BLOOD TECHNOLOGI
07/07/11	373168	2,900.00	FORMFAST INC.
07/07/11	373169	107.00	GENZYME GENETICS
07/07/11	373171	200.00	HEALTH CARE SERVICES OF
07/07/11	373172	490.45	HEALTHCARE INTERNATIONAL
07/07/11	373175	129.70	HOLLISTER INC
07/07/11	373176	-	HORIZON MENTAL
07/07/11	373177	178.35	IMAGING SERVICES
07/07/11	373178	301.80	ITC
07/07/11	373179	2,031.77	HARRY J LAWALL & SONS I
07/07/11	373180	1,772.05	LANDAUER INC
07/07/11	373182	975.00	LIBERTY PRESS
07/07/11	373184	598.00	LUMITEX INC
07/07/11	373185	890.00	MACKIN MEDICAL INC
07/07/11	373187	929.65	MCMASTER-CARR SUPPLY CO
07/07/11	373188	420.98	MEDLAB LOGISTICS
07/07/11	373189	1,094.52	MEDLINE INDUSTRIES INC
07/07/11	373191	774.00	MEDTRONIC USA, INC.
07/07/11	373192	1,211.42	MICROTEK MEDICAL INC
07/07/11	373193	70.04	MORIA INC
07/07/11	373194	233.75	MICROBIOLOGICS INC
07/07/11	373195	157.50	NICHE MEDICAL INC
07/07/11	373196	132.00	NUANCE COMMUNITCATIONS
07/07/11	373197	1,243.00	COMPUTER CO-OP
07/07/11	373198	2,053.16	PHILIPS MEDICAL SYSTEMS
07/07/11	373199	152.25	PRIORITY ARCHIVES
07/07/11	373200	1,121.40	PHILIP ROSENAU CO INC
07/07/11	373201	2,594.71	SEBIA, INC
07/07/11	373202	420.35	SHARE CORP
07/07/11	373203	192.17	SHUMSKY ENTERPRISES INC
07/07/11	373204	13,817.00	ST. JUDE MEDICAL S.C.,I
07/07/11	373206	330.97	SMITH & NEPHEW ENDOSCOPI
07/07/11	373207	1,561.10	SMITHS MEDICAL ASD INC
07/07/11	373208	148.23	SOURCE MEDICAL PRODUCTS
07/07/11	373209	234.19	ST. JOHN RECORD PROGRAM

LOWER BUCKS HOSPITAL- DISBURSEMENTS JULY 1- JULY 31, 2011

DATE	CHECK NUMBER	CHECK AMOUNT	PAYABLE TO
07/07/11	373210	2,679.95	STERICYCLE INC.
07/07/11	373211	282.88	SURGICAL SPECIALTIES CO
07/07/11	373212	2,110.31	TREK DIAG SYSTEMS
07/07/11	373213	88.36	UNITED REFRIGERATION
07/07/11	373214	1,948.00	UNIVERSAL HOSPITAL
07/07/11	373215	1,134.36	UTAH MEDICAL PRODUCTS,I
07/07/11	373216	141.00	VITAL SIGNS INC
07/07/11	373217	135.16	VNUS MEDICAL TECH INC
07/07/11	373218	735.00	WATERS MEDICAL SYSTEMS
07/07/11	373220	292.75	ZIMMER
07/07/11	373221	2,018.00	HOSPIRA WORLDWIDE, INC.
07/07/11	373222	124.40	PECO ENERGY
07/07/11	373223	448.34	PECO ENERGY
07/07/11	373224	36.43	PECO ENERGY
07/07/11	373225	711.43	PECO ENERGY
07/07/11	373227	1,839.48	PECO ENERGY
07/07/11	373228	353.12	PECO ENERGY
07/07/11	373229	1,105.91	PECO ENERGY
07/07/11	373230	800.00	ANGIOSCORE
07/07/11	373231	25,600.00	BOSTON SCIENTIFIC CO
07/07/11	373232	197.95	COMCAST CABLE
07/07/11	373233	64,088.60	EXECUTIVE SOUNDING B
07/07/11	373234	699.00	BARRACUDA NETWORKS I
07/07/11	373235	825.00	HOSPIRA WORLDWIDE, I
07/07/11	373236	2,500.00	PARKER DPM GREGORY
07/07/11	373237	2,515.00	PEARSON KELLIE
07/07/11	373238	958.88	PRENDERGAST JAMES
07/07/11	373239	2,598.50	ST. JUDE MEDICAL S.C
07/07/11	373241	1,380.00	R.-SYRLIK NICOLE A.
07/08/11	ACH	2,000.00	CITIZENS- ADMIN DEBIT
07/08/11	ACH	5,000.00	CITIZENS- FSA
07/08/11	ACH	86,975.38	CITIZENS- NET PAY
07/08/11	ACH	44,783.08	INDEPENDENCE BLUE CROSS
07/08/11	DEBIT PO #233703	1,083.75	MERIT
07/08/11	DEBIT PO #233724	2,548.79	CORDIS
07/08/11	DEBIT PO #233789	731.00	WL GORE
07/08/11	TRANSFER	2,924.96	ADP- PASCUDU
07/08/11	WIRE	11,683.01	OWENS AND MINOR
07/08/11	373042	9,784.94	AFLAC
07/08/11	373050	6,377.26	COLONIAL INSURANCE C
07/08/11	373067	7,991.93	PASNAP
07/08/11	373242	36,516.75	DONLIN RECANO AND CO
07/08/11	373246	800.00	ANGIOSCORE
07/08/11	373250	5,112.38	FISHER HEALTHCARE
07/08/11	373251	1,295.65	PHILIP ROSENAU CO INC
07/08/11	373256	71.46	BRADLEY PATRICK
07/08/11	373257	1,209.21	FISHER HEALTHCARE
07/08/11	373259	2,100.00	GEORGE BRIAN

LOWER BUCKS HOSPITAL- DISBURSEMENTS JULY 1- JULY 31, 2011

DATE	CHECK NUMBER	CHECK AMOUNT	PAYABLE TO
07/08/11	373260	120.00	HOSPIRA WORLDWIDE, I
07/08/11	373261	34,891.94	LOWER BUCKS HOSP
07/08/11	373262	1,400.00	MELLON MD MATTHEW
07/08/11	373264	10,461.16	METLIFE
07/08/11	373265	2,100.00	PARK MD JUNE
07/08/11	373266	10,167.00	PEGUERO MD FEDERICO
07/08/11	373267	20,174.00	SSG CAPITAL ADVISORS
07/08/11	373270	5,048.46	VANGUARD GROUP
07/08/11	373271	125.00	R.-HALEY REBECCA
07/08/11	373272	330.00	R.-KOMASARA JULIE
07/08/11	373273	150.00	R.-VACCARO DOMINICK
07/08/11	373274	41.32	R.-HIDALGO JENNIFER
07/08/11	373275	20.00	R.-HONG CRYSTAL
07/08/11	373276	4.13	R.-CORESOURCE
07/08/11	373277	40.00	R.-MAURER NORMAN
07/08/11	373278	40.00	R.-HEATON CHRISTINE
07/08/11	373279	400.10	R.-ALLSTATE INSURANCE
07/08/11	373280	80.00	R.-COCHRAN EARL
07/08/11	373281	534.98	R.-ACE PROPERTY & CASUA
07/08/11	373282	16.85	R.-MCQUADE RUTH
07/08/11	373283	250.00	R.-LAWVER KIM
07/08/11	373284	150.00	R.-QUICI AURORA
07/08/11	373285	75.00	R.-SULLIVAN BARBARA
07/08/11	373286	312.50	R.-VANHEUSEN CARRIE
07/08/11	373287	15.00	R.-CRAIG JONATHAN
07/08/11	373288	15.00	R.-HUBER BERNARD
07/08/11	373289	200.34	R.-BENCILY SEBASTIAN
07/08/11	373290	294.81	R.-COMPSERVICES
07/08/11	373291	200.00	R.-SELTZER CATHERINE
07/08/11	373292	20,833.33	PHYSICIANS ASSISTANT
07/11/11	DEBIT PO# 209998	2,078.75	ORTHO
07/11/11	DEBIT PO# 230099	3,110.22	J&J ORTHO
07/11/11	DEBIT PO# 233250	1,606.99	PACIFIC MEDICAL
07/11/11	DEBIT PO# 233254	1,400.00	BIOMEDICAL
07/11/11	DEBIT PO# 233749	216.00	LEMAITRE VASCULAR
07/11/11	373023	49,394.49	SHARED TECHNOLOGIES
07/11/11	373085	15,482.24	AMERICAN RED CROSS
07/11/11	373127	14,950.59	OFFICE BASICS INC
07/11/11	373142	4,607.50	ADVANCED NURSING STAFFI
07/11/11	373143	4,800.00	ADVANCED AIR SERVICE GR
07/11/11	373146	4,540.00	ACCESS CLOSURE INC
07/11/11	373147	3,806.40	AON CONSULTING
07/11/11	373160	4,292.36	DELL MARKETING LP
07/11/11	373173	3,069.00	HILL-ROM
07/11/11	373181	3,540.00	LEMAITRE VASCULAR, INC.
07/11/11	373183	5,157.62	LINDE GAS NORTH AMERICA
07/11/11	373190	4,280.00	MEDSTAFF HEALTHCARE
07/11/11	373219	3,798.00	R WOLF

LOWER BUCKS HOSPITAL- DISBURSEMENTS JULY 1- JULY 31, 2011

DATE	CHECK NUMBER	CHECK AMOUNT	PAYABLE TO
07/11/11	373248	1,393.29	FEDEX
07/11/11	373249	2,900.00	FORMFAST INC.
07/11/11	373255	1,920.00	ARGENTI MICHELLE
07/11/11	373258	900.00	GALLAGHE CHRISTPOHER
07/11/11	373263	940.00	MERCER MICHAEL
07/11/11	373269	940.00	SZAJDECKI ERIC
07/11/11	373294	1,291.27	BIO-RAD LABS, INC
07/11/11	373295	4,597.29	FRANCIS CAUFFMAN INC
07/11/11	373296	1,594.44	CRYSTAL SPRINGS
07/11/11	373297	2,585.69	DAN DAVITT CARPET
07/11/11	373299	4,729.93	MEDLINE INDUSTRIES I
07/11/11	373300	148.61	OLIVIERI MICHAEL
07/11/11	373301	983.00	REGAL CINEMEDIA
07/11/11	373303	1,807.10	SODEXHO OPERATIONS L
07/11/11	373304	270.00	BIOPRO, INC.
07/11/11	373305	7,300.00	EXECUTIVE HEALTH RES
07/11/11	373306	5,874.12	GE HEALTHCARE FIN SV
07/11/11	373307	252.00	HILL-ROM
07/11/11	373308	6,728.96	HOSPIRA WORLDWIDE, I
07/11/11	373309	250.00	MEDIFAX-EDI LLC
07/11/11	373310	65.00	MEDTRONIC USA, INC.
07/11/11	373311	843.75	SECURITY AND DATA TE
07/12/11	DEBIT PO #233411	1,602.40	MEDLINE
07/12/11	DEBIT PO #233765	1,602.40	MEDLINE
07/12/11	DEBIT PO #233810	65.83	MICROBIOLOGICS
07/12/11	DEBIT PO #233813	100.00	HOLOGIC
07/12/11	DEBIT PO #233820	2,097.14	SYNTHESE
07/12/11	DEBIT PO #233828	3,248.53	J&J
07/12/11	WIRE	9,435.97	OWENS AND MINOR
07/12/11	373022	20,464.00	SCHEDULING.COM INC
07/12/11	373084	13,356.75	AHC INC
07/12/11	373091	18,687.95	QUEST DIAGNOSITCS
07/12/11	373092	9,200.00	SCHEDULING.COM INC
07/12/11	373118	8,165.99	HILL-ROM
07/12/11	373157	8,949.50	CLUB STAFFING
07/12/11	373174	6,960.00	HOLOGIC INC.
07/12/11	373186	6,750.00	MAQUET CARDIOVASCULAR
07/12/11	373243	14,812.43	EPA
07/12/11	373245	22,130.00	PINNACLE MID-ATLANTIC
07/12/11	373247	7,756.55	FDR SERVICES CORP
07/12/11	373252	12,642.17	SIEMENS MEDICAL SOLUTIO
07/12/11	373293	7,690.00	BIO-MED ASSOCIATES I
07/12/11	373302	8,919.60	SELZER COMPANY
07/12/11	373313	-	SANTANN MARYELBA
07/12/11	373316	600.00	AMERICAN COLLEGE OF
07/12/11	373317	2,900.00	FORMFAST INC.
07/13/11	DEBIT PO# 233258	51.36	M.K. BATTERY
07/13/11	DEBIT PO# 233748	255.00	HAVELS

LOWER BUCKS HOSPITAL- DISBURSEMENTS JULY 1- JULY 31, 2011

DATE	CHECK NUMBER	CHECK AMOUNT	PAYABLE TO
07/13/11	DEBIT PO# 233786	105.00	MEDIGROUP
07/13/11	DEBIT PO# 233787	50.00	HOLOGIC
07/13/11	DEBIT PO# 233825	95.00	ASAP
07/13/11	DEBIT PO# 233829	176.50	KERWAN SURGICAL
07/13/11	DEBIT PO# 233834	208.00	STATE OF THE ART
07/13/11	DEBIT PO# 233835	116.18	STRYKER
07/13/11	DEBIT PO# 233836	2,840.04	SYNTHESES
07/13/11	DEBIT PO# 233844	168.00	CORDIS
07/13/11	DEBIT PO# 233848	83.75	MERT MEDICAL
07/13/11	DEBIT PO# 233851	63.00	ADVANCED MEDICAL
07/13/11	TRANSFER	465,583.08	ADP- DIRECT DEPOSIT
07/13/11	WIRE	50,000.00	AMERISOURCE
07/13/11		20,535.50	HILL-ROM
07/13/11	373089	8,370.65	WELLS FARGO BANK, N.A.
07/13/11	373098	38,125.65	PECO ENERGY
07/13/11	373226	31,153.11	WELLS FARGO BANK, N.
07/13/11	373240	14,365.00	UNITED AUDIT SYSTEMS IN
07/13/11	373254	115,419.00	SODEXHO OPERATIONS L
07/13/11	373268	317.00	ADVANCED MEDICAL INC.
07/13/11	373318	21,670.39	AHC INC
07/13/11	373319	18,394.83	AMERICAN RED CROSS
07/13/11	373320	26,565.00	BOSTON SCIENTIFIC CORP.
07/13/11	373322	2,124.66	CROSS MEDICAL SPECIALTI
07/13/11	373323	43,480.25	DRAGER MEDICAL
07/13/11	373325	2,900.00	FORMFAST INC.
07/13/11	373326	8,295.39	GE HEALTHCARE
07/13/11	373327	5,364.00	NYMAN ASSOCAITES INC
07/13/11	373329	2,918.03	PLUMBMASTER
07/13/11	373330	11,672.17	SIEMENS MEDICAL SOLUTIO
07/13/11	373333	12,519.07	TOSHIBA AMERICA
07/13/11	373335	241.00	ADVANCED MEDICAL INC
07/13/11	373338	325.21	ZIMMER
07/13/11	373363	106,903.45	INDEPENDENCE BLUE CROSS
07/14/11	ACH	160.00	OLYMPUS/CABOT
07/14/11	debit po #232211	29.25	PHILIPS
07/14/11	debit po #233857	3,816.25	ADP- BRISTOL TAX
07/14/11	TRANSFER	2,482.51	ADP- NJ STATE TAX
07/14/11	TRANSFER	23,022.82	ADP- PA TAX
07/14/11	TRANSFER	1,879.83	ADP- PHILADELPHIA TAX
07/14/11	TRANSFER	61,280.85	ADP- U.S. TREASURY
07/14/11	TRANSFER	167,718.68	ADP-U.S. TREASURY
07/14/11	WIRE	10,393.51	OWENS AND MINOR
07/14/11	WIRE	119,218.25	SMITH AND NEPHEW ORTHO
07/14/11		3,312.00	DELL MARKETING LP
07/14/11	373324	11,264.00	SCHEDULING.COM INC
07/14/11	373332	16,991.00	UNITED AUDIT SYSTEMS IN
07/14/11	373336	95.38	ADAMS CYNTHIA
07/14/11	373337	18.15	BATZ RN SUE
07/14/11	373339		

LOWER BUCKS HOSPITAL- DISBURSEMENTS JULY 1- JULY 31, 2011

DATE	CHECK NUMBER	CHECK AMOUNT	PAYABLE TO
07/14/11	373340	63.24	BARNASEVITCH JILL
07/14/11	373341	25.00	BISSINGER JUNE
07/14/11	373342	119.86	BRADBY REGINA
07/14/11	373343	107.62	CARUSO KATHLEEN
07/14/11	373345	149.95	HEALY MARY M
07/14/11	373346	123.43	JOHNSON STEPHANIE
07/14/11	373347	117.77	KOTKIEWICZ BARBARA
07/14/11	373348	147.39	LOUDEN KATHERINE
07/14/11	373349	103.64	MAIDEN DEBORAH
07/14/11	373350	120.37	MCKEY PAT
07/14/11	373351	205.54	MAURIO JOANN
07/14/11	373352	30.61	MARKERT THERESA
07/14/11	373353	158.10	MOORE THERESA
07/14/11	373354	165.25	KIMBLE HEATHER
07/14/11	373355	98.94	SCHOOLEY MARCIA
07/14/11	373356	95.38	SHAH SAROJ
07/14/11	373357	113.23	SILK COLLEEN
07/14/11	373358	98.44	TODD KATHERINE
07/14/11	373359	164.23	WEISSMAN ELI
07/14/11	373360	143.58	WELBORN JUDY
07/14/11	373361	26.52	ZABA MELISSA
07/14/11	373362	138.22	ZABAT NIMFA
07/14/11	373364	28,732.75	SELZER COMPANY
07/14/11	373365	31,949.70	DONLIN RECANO AND CO
07/14/11	373368	39.10	MCKITTRICK AVA
07/14/11	373369	3,359.50	MERION MATTERS
07/14/11	373370	125.00	TRACHTENBERG JOEL
07/14/11	373371	32,666.12	AETNA
07/14/11	373372	1,209.00	AMPHION MEDICAL SOLU
07/14/11	373373	418.00	ARMSTRONG DONNA
07/14/11	373374	7,600.00	BEDNAREK, M.D JOSEPH
07/14/11	373375	418.00	BROWN JULIA
07/14/11	373376	598.68	COONEY BROTHERS INC
07/14/11	373377	3,250.00	DUNCAN MD IAN
07/14/11	373378	3,672.76	FISHER HEALTHCARE
07/14/11	373379	5,874.12	GE HEALTHCARE FIN SV
07/14/11	373380	22,473.29	HARTFORD
07/14/11	373381	5,000.00	HOLTON SENTIVAN & GU
07/14/11	373382	34,760.83	HUEBSCHER & CO
07/14/11	373384	59.99	LIPPINCOTT WILLIAMS
07/14/11	373386	300.00	MEDRAD INC
07/14/11	373387	3,529.00	MONACH ANDREW
07/14/11	373388	5,490.00	NYMAN ASSOCAITES INC
07/14/11	373389	1,458.00	OSTEOMED LP
07/14/11	373391	30.00	ST MARY MEDICAL CENT
07/14/11	373392	957.72	KARL STORZ ENDOSCOPY
07/14/11	373393	2,505.41	VERIZON WIRELESS
07/15/11	ACH	85,983.15	CITIZENS- NET PAY



LOWER BUCKS HOSPITAL- DISBURSEMENTS JULY 1- JULY 31, 2011

DATE	CHECK NUMBER	CHECK AMOUNT	PAYABLE TO
07/15/11	ACH	20.00	CITIZENS- RETURNED CHECK
07/15/11	DEBIT PO #233219	6,197.20	ARROW
07/15/11	DEBIT PO #233761	1,421.80	TERUMO
07/15/11	DEBIT PO #233767	739.40	COVIDIEN
07/15/11	DEBIT PO #233812	377.85	LECICA
07/15/11	DEBIT PO #233870	3,648.26	GETINGE
07/15/11	DEBIT PO #233926	208.00	SOTA
07/15/11	DEBIT PO #233931	95.00	ASAP
07/15/11	DEBIT PO #233950	577.50	COOPER SURGICAL
07/15/11	DEBIT PO #233950	232.83	INSTRAMED
07/15/11	DEBIT	2,813.53	COVIDIEN
07/15/11	TRANSFER	934.77	ADP- PASCDU
07/15/11	WIRES	8,150.00	ABBOTT VASCULAR
07/15/11	WIRES	3,150.00	ABBOTT VASCULAR
07/15/11	WIRES	15,671.07	OWENS AND MINOR
07/15/11	373319	(21,670.39)	AHC INC
07/15/11	373394	10,131.43	BERKHEIMER ASSOCIATE
07/15/11	373400	26,634.50	LOWER BUCKS HOSP
07/15/11	373401	21,583.52	METLIFE
07/15/11	373403	100.00	VANGUARD GROUP
07/18/11	ACH	4,101.58	CITIZENS SERVICE CHARGE
07/18/11	DEBIT PO #233778	1,468.00	ADVANCED STERILIZATION/J.J.
07/18/11	DEBIT PO #233780	121.50	KEY SURGICAL INC
07/18/11	DEBIT PO #233781	575.04	GETINGE/MDT CASTLE
07/18/11	DEBIT PO #233850	695.00	MEDTRONIC
07/18/11	DEBIT PO #233858	128.54	OMNI MEDICAL SUPPLY
07/18/11	DEBIT PO #233862	807.30	OLYMPUS CORP
07/18/11	DEBIT PO #233927	130.50	STRYKER
07/18/11	DEBIT PO #233934	374.85	SMITH'S MEDICAL
07/18/11	DEBIT PO #233945	149.00	ARROW INTERNATIONAL
07/18/11	DEBIT PO #233946	172.99	KIMBERLY CLARK
07/18/11	DEBIT PO #233949	238.84	ICU MEDICAL
07/18/11	DEBIT PO #233954	217.03	STRYKER
07/18/11	DEBIT PO #233955	379.50	SYNTHESE
07/18/11	DEBIT PO #233958	4,110.00	ADVANCED STERILIZATION
07/18/11	DEBIT PO #233970	3,391.32	CORDIS CORP/J.J.
07/18/11	DEBIT PO #233971	935.00	MEDTRONIC
07/18/11	DEBIT PO #233972	2,920.00	EV3
07/18/11	372948	27,610.84	QUANTROS INC
07/18/11	373170	13,412.00	W.L. GORE & ASSOC. INC.
07/18/11	373205	7,735.70	SMITH & NEPHEW ORTHOPED
07/18/11	373253	12,780.72	SMITH & NEPHEW ORTHOPED
07/18/11	373319	21,670.39	AHC INC
07/18/11	373321	7,690.00	BIO-MED ASSOCIATES INC
07/18/11	373328	12,400.00	HEALTHCARE REC SPECIAL
07/18/11	373331	10,812.50	RCM TECHNOLOGIES
07/18/11	373334	36,775.00	ST. JUDE MEDICAL S.C.,I
07/18/11	373344	7,703.14	FDR SERVICES CORP

LOWER BUCKS HOSPITAL- DISBURSEMENTS JULY 1- JULY 31, 2011

DATE	CHECK NUMBER	CHECK AMOUNT	PAYABLE TO
07/18/11	373366	25,160.00	EMERGENCY PHY ASSOC.
07/18/11	373367	141,666.66	PINNACLE MID-ATLANTIC
07/18/11	373383	11,825.00	IKON MANAGEMENT SERV
07/18/11	373385	6,230.00	MACKIN MEDICAL INC
07/18/11	373390	49,675.44	SUNLIFE FINANCIAL
07/18/11	373395	50,697.61	CROTHALL CLINICAL
07/18/11	373396	1,594.50	ENERGY PRODUCTS COMA
07/18/11	373397	41,276.90	EXECUTIVE SOUNDING B
07/18/11	373398	1,800.00	FINK JAMES
07/18/11	373399	23,740.81	ALERE NORTH AMERICA
07/18/11	373402	3,414.91	SOSNOVSKY MD ANNA
07/18/11	373404	9,250.34	AQUA PENNSYLVANIA
07/18/11	373405	9,566.72	AQUA PENNSYLVANIA
07/18/11	373406	2,000.00	BREASTFEEDING ALLIAN
07/18/11	373407	341.03	CMS COMMUNICATIONS
07/18/11	373408	1,779.47	FISHER HEALTHCARE
07/18/11	373409	10,000.00	MAIL ROOM SYSTEMS
07/18/11	373410	555.00	MEADE MARIA
07/18/11	373411	2,216.00	MCKESSON SPECIALTY
07/18/11	373412	6,761.90	R & H MEDICAL EQUIPM
07/18/11	373413	2,500.00	INTERACTIVATION HEAL
07/18/11	373414	330.97	SMITH & NEPHEW ENDOS
07/18/11	373415	1,382.48	USA MOBILITY WIRELES
07/18/11	373416	1,423.82	WYETH PHARMACEUTICAL
07/19/11	DEBIT PO #233039	3,865.98	COVIDIEN-KENDALL
07/19/11	DEBIT PO #233267	146.60	KENDALL-LTP
07/19/11	DEBIT PO #233602	52.42	R. ALLAN
07/19/11	DEBIT PO #233690	74.00	KENDALL-LTP
07/19/11	DEBIT PO #233942	1,827.75	COVIDIEN
07/19/11	DEBIT PO #233985	154.00	CHECK-MED
07/19/11	DEBIT PO #233986	3,248.53	J&J
07/19/11	DEBIT PO #233987	179.00	KEY SURGICAL
07/19/11	DEBIT PO #233988	449.28	GETINGE
07/19/11	DEBIT PO #233989	122.40	MICRO-AIR
07/19/11	DEBIT PO #233998	390.00	BIO-RAD
07/19/11	DEBIT PO #234003	254.40	MICROTEK
07/19/11	DEBIT PO #234008	95.00	ASAP
07/19/11	DEBIT PO #234026	1,170.00	HEARTSYNC
07/19/11	DEBIT PO #234027	874.50	CHECK-MED
07/19/11	WIRE	11,735.77	OWENS AND MINOR
07/19/11	373417	8.85	HARRIS PATRICIA
07/19/11	373418	16,271.14	AHC INC
07/19/11	373419	14,990.38	AMERICAN RED CROSS
07/19/11	373420	20,473.00	BIOTRONIK, INC.
07/19/11	373421	14,812.43	EPA
07/19/11	373422	240.00	HEALTHWORKS INC
07/19/11	373423	11.00	HARRIS PATRICIA
07/19/11	373424	800.00	ANGIOSCORE

LOWER BUCKS HOSPITAL- DISBURSEMENTS JULY 1- JULY 31, 2011

DATE	CHECK NUMBER	CHECK AMOUNT	PAYABLE TO
07/19/11	373425	974.00	BARRINGTON DEBORAH
07/19/11	373426	2,460.00	C.R. BARD INC
07/19/11	373427	2,805.13	BERKHEIMER TAX
07/19/11	373428	5,333.35	CROSS MEDICAL SPECIA
07/19/11	373429	549.00	CURRY DONNA
07/19/11	373430	2,000.00	DV STS QII
07/19/11	373431	500.39	ELLMAN INTERNATIONAL
07/19/11	373432	103.43	FDR SERVICES CORP
07/19/11	373433	2,750.00	BRIAN GEORGE
07/19/11	373434	130.00	HEALTHWORKS INC
07/19/11	373435	4,000.00	INTEGRA LIFESCIENCES
07/19/11	373436	841.00	J & J HEALTH CARE SY
07/19/11	373437	6,859.25	PRACTICE MANAGEMENT
07/19/11	373438	1,557.39	RESPIRONICS
07/19/11	373439	2,531.25	SECURITY AND DATA TE
07/19/11	373440	2,230.00	SOTA MED PRODUCTS IN
07/19/11	373441	60.00	ST MARY MEDICAL CENT
07/19/11	373442	334.93	STEVE'S SUNOCO
07/20/11		348.27	PA SALES AND USE TAX
07/20/11	ACH		
07/20/11	DEBIT PO #	95.00	KISTLER O'BRIEN
07/20/11	DEBIT PO #233205	82.50	D.J. ORTHO
07/20/11	DEBIT PO #233730	840.00	E.M. ADAMS
07/20/11	DEBIT PO #233785	2,660.00	GORE
07/20/11	DEBIT PO #233976	125.00	MERIT MEDICAL
07/20/11	DEBIT PO #234002	660.35	SOURCE ONE
07/20/11	DEBIT PO #234005	983.95	ANGIO DYNAMICS
07/20/11	DEBIT PO #234016	3,248.53	J&J
07/20/11	DEBIT PO #234020	1,240.39	SYNTHES
07/20/11	DEBIT PO #234036	114.04	INTEGRA
07/20/11	TRANSFER	392,535.51	ADP- DIRECT DEPOSIT
07/20/11	WIRE	4,300.00	ABBOTT VASCULAR
07/20/11	WIRE	850.00	ABBOTT VASCULAR
07/20/11	WIRE	39,561.37	AMERISOURCE
07/20/11	373444	44.41	PECO ENERGY
07/20/11	373445	331.27	PECO ENERGY
07/20/11	373448	269.32	RESPIRONICS
07/20/11	373449	867.00	MERION MATTERS
07/20/11	373450	2,761.12	AIRGAS EAST
07/20/11	373451	125.84	ALLIED BARTON
07/20/11	373452	1,900.00	ARTHREX INC
07/20/11	373453	2,722.40	ALTRUX MEDICAL LLC
07/20/11	373454	5,000.00	COLONY NATIONAL INSU
07/20/11	373455	-	CUSTOMIZED COMMUNICA
07/20/11	373456	3,201.22	HOSPIRA WORLDWIDE, I
07/20/11	373458	-	NICHON KOHDEN AMERIC
07/20/11	373459	415.00	ONSET MEDICAL CORP
07/20/11	373460	936.51	SODEXHO OPERATIONS L
07/20/11	373461	347.80	SPINNERS LAUNDROMAT

LOWER BUCKS HOSPITAL- DISBURSEMENTS JULY 1- JULY 31, 2011

DATE	CHECK NUMBER	CHECK AMOUNT	PAYABLE TO
07/20/11	373462	83.00	GRAINGER
07/20/11	373463	46.00	PECO ENERGY
07/21/11	DEBIT PO #233874	95.52	MK BATTERY
07/21/11	DEBIT PO #233993	1,357.40	IMMUCOR
07/21/11	DEBIT PO #233995	82.47	SOURCEONE
07/21/11	DEBIT PO #233997	216.00	CONMED
07/21/11	DEBIT PO #234006	534.17	ANGIODYNAMICS
07/21/11	DEBIT PO #234025	264.59	ABILITY ONE
07/21/11	DEBIT PO #234050	168.95	ALCO
07/21/11	DEBIT po #234057	1,136.00	WL GORE
07/21/11	TRANSFER	3,219.13	ADP- BRISTOL TAX
07/21/11	TRANSFER	918.01	ADP- NJ STATE TAX
07/21/11	TRANSFER	20,724.85	ADP- PA TAX
07/21/11	TRANSFER	2,396.26	ADP- PHILADELPHIA TAX
07/21/11	TRANSFER	52,213.77	ADP- U.S. TREASURY
07/21/11	TRANSFER	131,702.40	ADP-U.S. TREASURY
07/21/11	WIRE	50,008.37	EXPRESS SCRIPTS
07/21/11	WIRE	15,952.93	OWENS AND MINOR
07/21/11	373443	11,825.00	IKON MANAGEMENT SERVICE
07/21/11	373475	2,500.00	ABRUZZESE PAINTING
07/21/11	373476	308.25	ACCOUNTING PRINCIPAL
07/21/11	373477	770.95	ACTION SAFE & LOCK C
07/21/11	373480	-	HEART SYNC
07/21/11	373481	2,926.38	MEDLINE INDUSTRIES I
07/21/11	373482	1,856.00	MEDICAL GAS SOLUTION
07/21/11	373483	-	ICU MEDICAL
07/21/11	373484	7,640.00	MUSCULOSKELETAL
07/22/11	ACH	56,600.44	BLUE CROSS
07/22/11	ACH	91,009.25	CITIZENS- NET PAY
07/22/11	DEBIT PO #229071	1,763.82	BECKMAN
07/22/11	DEBIT PO #234076	219.34	COOPER SURGICAL
07/22/11	DEBIT	1,997.19	VERIZON
07/22/11	TRANSFER	2,956.31	ADP- PASCUDU
07/22/11	WIRE	2,572.60	MCKESSON
07/22/11	WIRE	26,058.32	OWENS AND MINOR
07/22/11	373457	58,867.67	JOSEPH JINGOLI & SON
07/22/11	373485	1,709.26	DENNEY ELECTRIC SUPPLY
07/22/11	373489	59.95	COMCAST CABLE
07/22/11	373490	99.95	COMCAST CABLE
07/22/11	373492	676.50	DRAGER MEDICAL
07/22/11	373493	871.30	EXPRESS LOGISTICS INC
07/22/11	373496	10.95	HARRIS PATRICIA
07/22/11	373498	910.00	ABRUZZESE PAINTING
07/22/11	373499	850.00	ARTHREX INC
07/22/11	373500	500.00	BENSALEM RESCUE SQUA
07/22/11	373501	1,309.65	BRACCO DIAGNOSTICS I
07/22/11	373502	250.00	COMMONWEALTH OF PA
07/22/11	373503	375.00	COMMONWEALTH OF

LOWER BUCKS HOSPITAL- DISBURSEMENTS JULY 1- JULY 31, 2011

DATE	CHECK NUMBER	CHECK AMOUNT	PAYABLE TO
07/22/11	373505	35,717.47	LOWER BUCKS HOSP
07/22/11	373506	10,536.48	METLIFE
07/22/11	373507	2,509.73	MODERN EQUIPMENT SAL
07/22/11	373508	170.00	PENNSYLVANIA STATE P
07/22/11	373511	40,407.96	SSG CAPITAL ADVISORS
07/22/11	373512	2,514.45	SMITH & NEPHEW ORTHO
07/22/11	373513	4,548.46	VANGUARD GROUP
07/22/11		1,465.29	ADP FEES
07/22/11		1,301.05	ADP FEES
07/22/11		1,551.03	ADP FEES
07/22/11		5,916.06	ADP FEES
07/22/11		(20,219.75)	SSG CAPITAL ADVISORS
07/22/11		(20,219.75)	SSG CAPITAL ADVISORS
07/25/11	DEBIT PO #233857	64.25	PHILIPS MEDICAL
07/25/11	DEBIT PO #233877	157.50	AMERICAN IV
07/25/11	DEBIT PO #234060	188.10	IMMUCOR
07/25/11	DEBIT PO #234060	593.00	ROSS ABBOTT
07/25/11	DEBIT PO #234081	21.68	DJ ORTHO
07/25/11	DEBIT PO #234098	1,290.00	EV3
07/25/11	DEBIT	1,003.50	VERIZON
07/25/11	373478	19,618.76	CROTHALL CLINICAL
07/25/11	373479	14,883.41	DB TECHNOLOGY INC
07/25/11	373486	25,413.00	BIOTRONIK, INC.
07/25/11	373487	12,270.00	BOSTON SCIENTIFIC CORP.
07/25/11	373488	5,491.65	CENTURION MEDICAL PRODU
07/25/11	373491	9,066.40	DELL MARKETING LP
07/25/11	373494	9,203.38	SCHEDULING.COM INC
07/25/11	373495	8,735.00	ST. JUDE MEDICAL S.C.,I
07/25/11	373497	3,000.00	RAO MD RANGA
07/25/11	373504	5,142.85	GEORGE SABU
07/25/11	373509	7,624.94	PHILIPS MEDICAL SYST
07/25/11	373510	3,174.28	RENU-CA RESEARCH INS
07/25/11	373514	19,492.00	PINNACLE MID-ATLANTIC
07/25/11	373515	6,963.12	ARCS TRANSCRIPTION S
07/25/11	373516	1,937.74	CONSTRUCTION BLDNG M
07/25/11	373517	2,051.00	KEELER KATHLEEN
07/25/11	373522	4,005.39	MEDICAL TRANSCRIBING
07/25/11	373523	3,659.40	PHARMACY ONE SOURCE
07/25/11	373524	1,845.39	ROB'S AUTOMOTIVE AND
07/25/11	373525	4,237.85	CARDINAL HEALTH
07/25/11	373526	3,360.15	CENTURION MEDICAL PRODU
07/25/11	373527	613.89	FISHER HEALTHCARE
07/25/11	373528	8,836.83	HOSPIRA WORLDWIDE, INC.
07/25/11	373529	3,659.40	PHARMACY ONE SOURCE INC
07/25/11	373530	14,000.00	VITAL IMAGES, INC.
07/26/11	ACH	300.00	CITIZENS RETURNED CHECKS
07/26/11	debit PO #233340	925.00	KARL STORZ
07/26/11	debit PO #233881	648.75	DATEX

LOWER BUCKS HOSPITAL- DISBURSEMENTS JULY 1- JULY 31, 2011

DATE		CHECK NUMBER	CHECK AMOUNT	PAYABLE TO
07/26/11	debit	PO #233882	126.89	HACH COMPANY
07/26/11	debit	PO #234064	159.00	OLYMPUS CORP
07/26/11	debit	PO #234090	971.90	J&J CORDIS
07/26/11	debit	PO #234097	778.25	TERUMO
07/26/11	debit	PO #234108	551.00	STRYKER
07/26/11	debit	PO #234118	496.50	POSEY
07/26/11	debit	PO #234119	1,675.00	ARTHREX
07/26/11	debit	PO #234126	228.00	OLYMPUS CORP
07/26/11	debit	PO #234129	190.00	ASAP
07/26/11	debit	PO #234142	3,536.60	ORTHO DIAGNOSTIC
07/26/11		373531	2,000.00	LOWER BUCKS FAMILY Y
07/26/11		373532	462.38	ACCOUNTING PRINCIPAL
07/26/11		373533	1,230.00	ANDERSON KATHY
07/26/11		373534	3,512.79	ARCS TRANSCRIPTION S
07/26/11		373535	1,132.80	BAXTER HEALTHCARE CO
07/26/11		373536	116.00	BOYD SIGN CORP
07/26/11		373537	1,542.00	BUDGET PRINTING &
07/26/11		373538	125.10	CARDINAL HEALTH
07/26/11		373539	445.00	FAMILY MEDICAL EQUIP
07/26/11		373540	14,842.57	FDR SERVICES CORP
07/26/11		373541	193.52	HOSPIRA WORLDWIDE, I
07/26/11		373542	1,000.00	INST FOR RESP & SLEE
07/26/11		373543	447.28	JOERNS HEALTHCARE LL
07/26/11		373544	4,396.39	KEYSTONE KIDNEY ASSC
07/26/11		373545	665.61	MEDICAL POSITIONING
07/26/11		373546	2,246.20	MEDRAD INC
07/26/11		373547	621.27	MORRISVILLE SWEEPING
07/26/11		373548	100.00	NESHAMINY HS CHEERLE
07/26/11		373549	13,975.93	OFFICE BASICS INC
07/26/11		373550	296.00	PHARMCO PRODUCTS INC
07/26/11		373551	20,833.33	PHYSICIANS ASSISTANT
07/26/11		373552	353.22	PROFORMA
07/26/11		373553	2,125.00	VOCANO CORPORATION
07/26/11		373554	429.30	WOLTERS KLUWER LAW &
07/27/11	DEBIT	po #234086	5,034.40	BECKMAN
07/27/11	TRANSFER		443,177.36	ADP- DIRECT DEPOSIT
07/27/11	WIRE		34,741.61	AMERISOURCE
07/27/11	WIRE		7,583.27	OWENS AND MINOR
07/27/11		373555	285.30	CONSOLIDATED PLASTICS
07/27/11		373556	4,998.03	AIRGAS EAST
07/27/11		373557	12,067.10	AMERICAN RED CROSS
07/27/11		373558	67.95	COMCAST CABLE
07/27/11		373559	71.82	COMCAST CABLE
07/27/11		373560	36.75	COMCAST CABLE
07/27/11		373561	1,731.98	COOK INCORPORATED
07/27/11		373562	206.34	COONEY BROTHERS INC
07/27/11		373563	205.52	FDR SERVICES CORP
07/27/11		373564	188.68	MEDLAB LOGISTICS

LOWER BUCKS HOSPITAL- DISBURSEMENTS JULY 1- JULY 31, 2011

DATE	CHECK NUMBER	CHECK AMOUNT	PAYABLE TO
07/27/11	373565	2,347.75	MEDRAD INC
07/27/11	373566	3,428.00	PCOM
07/27/11	373567	72.50	TALX CORPORATION
07/27/11	373568	315.78	AIRGAS EAST
07/27/11	373569	847.00	AMERICAN PATRIOT
07/27/11	373570	240.00	ANCHOR DIRECT
07/27/11	373571	4,291.00	ATHENA DIAGNOSTICS I
07/27/11	373572	4,215.09	BERKHEIMER TAX
07/27/11	373573	20.30	CENTURION MEDICAL PR
07/27/11	373574	600.00	DUCOM PATHOLOGY
07/27/11	373575	17,400.00	HOLOGIC INC.
07/27/11	373576	454.24	IOD INCORPORATED
07/27/11	373578	104.50	NELSON BARBARA
07/27/11	373579	71,748.74	SIEMENS HEALTH SERVI
07/27/11	373580	1,281.72	WYETH PHARMACEUTICAL
07/28/11	DEBIT PO #234080	292.00	USCI/VALLEY LAB
07/28/11	DEBIT PO #234128	244.36	TREK
07/28/11	DEBIT PO #234161	159.50	SAMMONS
07/28/11	DEBIT PO #234171	3,248.53	J&J
07/28/11	DEBIT	1,000.00	ADMIN CREDIT CARD
07/28/11	DEBIT	370.31	COMCAST
07/28/11	FSA	5,000.00	CITIZENS - FSA
07/28/11	TRANSFER	3,639.78	ADP- BRISTOL TAX
07/28/11	TRANSFER	1,773.42	ADP- NJ STATE TAX
07/28/11	TRANSFER	22,171.33	ADP- PA TAX
07/28/11	TRANSFER	831.52	ADP- PASCDU
07/28/11	TRANSFER	1,634.71	ADP- PHILADELPHIA TAX
07/28/11	TRANSFER	57,999.71	ADP- U.S. TREASURY
07/28/11	TRANSFER	156,113.65	ADP-U.S. TREASURY
07/28/11	WIRE	10,387.16	OWENS AND MINOR
07/28/11	373298	13,850.00	LOWER BUCKS RADIOLOG
07/28/11	373518	17,995.10	LOWER BUCKS RADIOLOG
07/28/11	373519	8,715.44	LOWER BUCKS RADIOLOG
07/28/11	373520	35,100.00	LOWER BUCKS RADIOLOG
07/28/11	373521	2,084.10	LOWER BUCKS RADIOLOG
07/28/11	373581	499.00	AHC MEDIA LLC
07/28/11	373582	-	AIV, INC
07/28/11	373583	206.95	AQUA PENNSYLVANIA
07/28/11	373584	40.67	AQUA PENNSYLVANIA
07/28/11	373585	72.45	AQUA PENNSYLVANIA
07/28/11	373586	447.95	AQUA PENNSYLVANIA
07/28/11	373587	16.31	AQUA PENNSYLVANIA
07/28/11	373588	17.17	AQUA PENNSYLVANIA
07/28/11	373589	554.96	AQUA PENNSYLVANIA
07/28/11	373590	151.71	CRYSTAL SPRINGS
07/28/11	373591	4,900.00	DEP
07/28/11	373592	-	IDDENTICARD
07/28/11	373593	-	LEMAITRE VASCULAR, I

LOWER BUCKS HOSPITAL- DISBURSEMENTS JULY 1- JULY 31, 2011

DATE	CHECK NUMBER	CHECK AMOUNT	PAYABLE TO
07/28/11	373594	26,030.00	LOWER BUCKS RADIOLOG
07/28/11	373595	4,151.00	LOWER BUCKS RADIOLOG
07/28/11	373596	698.51	NAVILYST MEDICAL INC
07/28/11	373597	-	NATIONAL HOSPITAL PK
07/28/11	373598	-	NICHE MEDICAL INC
07/28/11	373599	294.22	PECO ENERGY
07/28/11	373601	178.31	POLAND JANET
07/28/11	373603	-	SOTA MED PRODUCTS IN
07/28/11	373604	1,718.87	SOSNOVSKY MD ANNA
07/28/11	373605	263.45	ULINE
07/28/11	373606	395.57	VERIZON CABS
07/28/11	373607	273.71	VERIZON
07/28/11	373608	59.91	VERIZON
07/29/11	ACH	84,852.08	CITIZENS- NET PAY
07/29/11	ACH	767.26	CITIZENS RETURN CHECK
07/29/11	DEBIT PO #232639	6.88	CONMED
07/29/11	DEBIT PO #233705	2,920.00	EV3
07/29/11	DEBIT PO #233854	1,333.42	PLUMBMASTER
07/29/11	DEBIT PO #234098	1,290.00	EV3
07/29/11	DEBIT PO #234118	496.50	POSEY
07/29/11	DEBIT PO #234131	1,353.45	PLUMBMASTER
07/29/11	DEBIT PO #234169	661.94	SMITH & NEPHEW
07/29/11	DEBIT PO #234173	241.20	MICRO-AIR
07/29/11	DEBIT PO #234181	192.00	MEDTRONIC
07/29/11	DEBIT PO #234182	1,280.00	EV3
07/29/11	DEBIT PO #234187	6,960.00	HOLOGIC
07/29/11	DEBIT PO #234192	380.00	ASAP
07/29/11	WIRE	25,108.39	OWENS AND MINOR
07/29/11	373599	(294.22)	PECO ENERGY
07/29/11	373602	589,912.86	SELZER COMPANY
07/29/11	373619	20,000.00	UNITED STATES TRUSTEE
		8,482,531.19	



In re Lower Bucks Hospital  
Debtor

Case No. 10-10239-ELF (Jointly Administered)  
Reporting Period: July 01 - July 31, 2011

**STATEMENT OF OPERATIONS**  
(Income Statement)

The Statement of Operations is to be prepared on an accrual basis. The accrual basis of accounting recognizes revenue when it is realized and expenses when they are incurred, regardless of when cash is actually received or paid.

REVENUES	Month	Cumulative Filing to Date
Gross Revenues	\$	\$
Less: Returns and Allowances		
Net Revenue	\$	\$
<b>COST OF GOODS SOLD:</b>		
Beginning Inventory		
Add: Purchases	<b>"See Schedule Attached"</b>	
Add: Cost of Labor		
Add: Other Costs (attach schedule)		
Less: Ending Inventory		
Cost of Goods Sold		
Gross Profit		
<b>OPERATING EXPENSES:</b>		
Advertising		
Auto and Truck Expense		
Bad Debts		
Contributions		
Employee Benefits Programs		
Insider Compensation*		
Insurance		
Management Fees/Bonuses		
Office Expense		
Pension & Profit-Sharing Plans		
Repairs and Maintenance		
Rent and Lease Expense		
Salaries/Commissions/Fees		
Supplies		
Taxes - Payroll		
Taxes - Real Estate		
Taxes - Other		
Travel and Entertainment		
Utilities		
Other (attach schedule)		
Total Operating Expenses Before Depreciation		
Depreciation/Depletion/Amortization		
Net Profit (Loss) Before Other Income & Expenses		
<b>OTHER INCOME AND EXPENSES:</b>		
Other Income (attach schedule)		
Interest Expense		
Other Expense (attach schedule)		
Net Profit (Loss) Before Reorganization Items		
<b>REORGANIZATION ITEMS:</b>		
Professional Fees		
U. S. Trustee Quarterly Fees		
Interest Earned on Accumulated Cash from Chapter 11 (see continuation sheet)		
Gain (Loss) from Sale of Equipment		
Other Reorganization Expenses (attach schedule)		
Total Reorganization Expenses		
Income Taxes		
Net Profit (Loss)	\$	\$

\*"Insider" is defined in 11 U.S.C. Section 101(31).

In re Lower Bucks Hospital  
Debtor

Case No. 10-10239-ELF (Jointly Administered)  
Reporting Period: July 01 - July 31, 2011

**STATEMENT OF OPERATIONS - continuation sheet**

BREAKDOWN OF "OTHER" CATEGORY	Month	Cumulative Filing to Date
<b>Other Costs</b>		
"See Schedule Attached"		
<b>Other Operational Expenses</b>		
<b>Other Income</b>		
<b>Other Expenses</b>		
<b>Other Reorganization Expense</b>		

**Reorganization Items - Interest Earned on Accumulated Cash from Chapter 11:**  
Interest earned on cash accumulated during the chapter 11 case, which would not have been earned but for the bankruptcy proceeding, should be reported as a reorganization item.

Lower Bucks Hospital, Inc  
Operating Statement  
Fiscal Year 2010/2011

	Actual										Period to Date Post-Petition		
	07/31/10	08/31/10	09/30/10	10/31/10	11/30/10	12/31/10	01/31/11	02/28/11	03/31/11	04/30/11		05/31/11	06/30/11
Subject to Further Revision													
Gross Revenues	7,079,849	6,881,403	7,415,081	7,161,030	6,982,942	7,328,355	7,480,103	6,341,141	9,518,224	6,769,910	7,138,901	7,351,423	7,868,730
Net Patient Revenue	257,485	324,083	363,690	335,447	329,956	393,884	310,578	296,839	315,187	304,879	306,972	542,106	164,900
Investment Income held by tru	7,337,334	7,205,486	7,778,771	7,496,477	7,312,898	7,652,239	7,790,681	6,637,980	9,833,411	7,074,789	7,445,873	7,893,529	8,033,650
Other Operating Revenue													
Net Operating Revenue	3,450,559	3,424,436	3,571,126	2,916,092	3,297,968	3,502,384	3,457,767	2,881,834	3,154,261	3,051,904	3,142,712	3,388,728	3,257,677
Expenses	494,347	521,270	488,316	513,105	461,221	457,457	540,109	518,007	611,089	470,793	586,082	540,621	517,032
Wages	745,851	635,498	519,725	718,260	744,624	721,396	757,171	687,667	784,689	701,132	756,419	720,953	697,778
Fees	1,079,659	925,537	882,313	1,018,340	924,160	922,726	1,003,384	899,227	1,098,538	931,708	1,053,026	1,374,069	1,056,500
Fringe Benefits	204,436	336,770	204,309	275,821	250,402	214,374	249,691	240,288	196,807	223,773	213,662	281,415	220,262
Supplies (including drugs)	202,100	157,216	187,078	194,163	226,684	212,039	259,725	359,252	161,373	165,570	146,946	174,761	217,561
Repairs	327,917	329,929	320,518	320,518	320,518	320,518	320,474	342,032	342,032	320,518	170,518	197,495	338,809
Utilities	515,000	524,593	524,593	524,593	524,593	524,593	515,000	515,000	515,000	515,000	515,000	515,000	525,000
Insurance	997,795	695,696	995,919	901,245	831,749	858,010	829,757	841,078	870,907	697,089	839,858	687,910	926,720
Depreciation	267,738	216,755	15,615	195,766	117,930	157,524	134,444	134,444	103,018	140,520	70,150	90,963	146,827
Outside Services	200,918	100,000	292,373	252,049	144,325	181,660	135,315	151,624	184,567	212,312	202,883	299,459	365,000
Consulting Costs	49,347	73,694	73,871	69,703	69,746	73,215	69,612	74,028	71,028	90,846	51,398	103,898	103,028
Legal & Other Pro Fees	(18,313)	82,079	98,772	77,343	75,600	77,771	72,090	77,989	100,373	58,254	123,836	99,362	65,790
Leases	8,517,354	8,023,473	8,174,528	7,976,998	7,989,520	8,229,667	8,352,975	7,701,512	8,193,682	7,579,419	7,872,490	8,474,634	8,457,984
Interest	(1,180,020)	(817,987)	(395,757)	(480,521)	(676,622)	(577,428)	(562,294)	(1,063,532)	1,639,729	(504,630)	(426,617)	(581,105)	(424,334)
Other Expense	583,333	583,333											
Total Expense	1,937	1,429	228	826	1,131	447	472	928	2,508	6,338	26	64	342
Net Operating Income	9,975	9,977	(395,529)	(479,695)	(675,491)	(547,050)	(561,822)	(1,062,604)	1,672,164	(498,292)	(426,591)	(549,967)	(423,992)
State Grant													
Investment Income													
Net Gain / (Loss)	(1,168,108)	(223,248)	(395,529)	(479,695)	(675,491)	(547,050)	(561,822)	(1,062,604)	1,672,164	(498,292)	(426,591)	(549,967)	(423,992)
Restricted Assets Released													
Change in Fund Balance	\$ (1,168,108)	\$ (223,248)	\$ (395,529)	\$ (479,695)	\$ (675,491)	\$ (547,050)	\$ (561,822)	\$ (1,062,604)	\$ 1,672,164	\$ (498,292)	\$ (426,591)	\$ (549,967)	\$ (423,992)

In re Lower Bucks Hospital

Debtor

Case No. 10-10239-ELF (Jointly Administered)  
Reporting Period: July 01 - July 31, 2011

**BALANCE SHEET**

The Balance Sheet is to be completed on an accrual basis only. Pre-petition liabilities must be classified separately from postpetition obligations.

ASSETS	BOOK VALUE AT END OF CURRENT REPORTING MONTH	BOOK VALUE ON PETITION DATE
<b>CURRENT ASSETS</b>		
Unrestricted Cash and Equivalents		
Restricted Cash and Cash Equivalents (see continuation sheet)	"See Schedule Attached"	
Accounts Receivable (Net)		
Notes Receivable		
Inventories		
Prepaid Expenses		
Professional Retainers		
Other Current Assets (attach schedule)		
<b>TOTAL CURRENT ASSETS</b>	\$	\$
<b>PROPERTY AND EQUIPMENT</b>		
Real Property and Improvements		
Machinery and Equipment		
Furniture, Fixtures and Office Equipment		
Leasehold Improvements		
Vehicles		
Less Accumulated Depreciation		
<b>TOTAL PROPERTY &amp; EQUIPMENT</b>	\$	\$
<b>OTHER ASSETS</b>		
Loans to Insiders*		
Other Assets (attach schedule)		
<b>TOTAL OTHER ASSETS</b>	\$	\$
<b>TOTAL ASSETS</b>		

LIABILITIES AND OWNER EQUITY	BOOK VALUE AT END OF CURRENT REPORTING MONTH	BOOK VALUE ON PETITION DATE
<b>LIABILITIES NOT SUBJECT TO COMPROMISE (Postpetition)</b>		
Accounts Payable		
Taxes Payable (refer to FORM MOR-4)		
Wages Payable		
Notes Payable		
Rent / Leases - Building/Equipment		
Secured Debt / Adequate Protection Payments		
Professional Fees		
Amounts Due to Insiders*		
Other Postpetition Liabilities (attach schedule)		
<b>TOTAL POSTPETITION LIABILITIES</b>	\$	\$
<b>LIABILITIES SUBJECT TO COMPROMISE (Pre-Petition)</b>		
Secured Debt		
Priority Debt		
Unsecured Debt		
<b>TOTAL PRE-PETITION LIABILITIES</b>	\$	\$
<b>TOTAL LIABILITIES</b>	\$	\$
<b>OWNER EQUITY</b>		
Capital Stock		
Additional Paid-In Capital		
Partners' Capital Account		
Owner's Equity Account		
Retained Earnings - Pre-Petition		
Retained Earnings - Postpetition		
Adjustments to Owner Equity (attach schedule)		
Postpetition Contributions (Distributions) (Draws) (attach schedule)		
<b>NET OWNER EQUITY</b>	\$	\$
<b>TOTAL LIABILITIES AND OWNERS' EQUITY</b>	\$	\$

\*Insider\* is defined in 11 U.S.C. Section 101(31).



Lower Bucks Hospital, Inc  
Balance Sheet  
Fiscal Year 2010/2011

	07/31/10	08/31/10	09/30/10	10/31/10	11/30/10	12/31/10	01/31/11	02/28/11	03/31/11	04/30/11	05/31/11	06/30/11	07/31/11
<b>Subject to Further Revision</b>													
<b>Actual</b>													
<b>Current Assets:</b>													
Cash and Cash Equivalents	\$ 7,540,520	\$ 9,295,285	\$ 8,428,417	\$ 6,997,624	\$ 7,646,797	\$ 7,646,797	\$ 7,478,855	\$ 6,232,565	\$ 8,698,643	\$ 8,614,047	\$ 7,786,429	\$ 6,920,338	\$ 7,047,863
Patient Receivable, Net	11,352,917	9,598,441	9,395,445	9,218,317	9,331,888	10,148,747	11,513,296	12,097,873	11,696,536	11,783,502	12,360,314	12,762,217	12,447,170
Other Receivables	1,039,590	391,392	1,469,899	968,602	1,110,966	981,954	1,614,190	726,028	938,700	769,437	1,008,223	1,228,760	1,353,994
Inventories	2,565,821	2,517,070	2,504,246	2,465,235	2,505,520	2,617,806	2,775,966	2,805,878	2,799,297	3,036,728	2,943,550	2,648,786	2,756,887
Current portion of assets limited to use													
Bond Fund	29,544	29,544	29,544	29,544	29,544	29,544	29,544	29,544	29,544	29,544	29,544	29,544	29,544
Prepaid Insurance													
Short-term Investments													
Other Current Assets	1,580,246	2,989,902	2,914,222	3,590,150	2,987,300	3,580,782	2,652,830	2,825,355	1,833,991	1,887,192	1,879,356	1,363,203	1,683,274
Total Current Assets	24,108,638	24,821,634	24,741,773	23,269,472	23,188,421	25,005,630	26,064,681	24,717,243	25,996,711	26,120,450	26,007,416	24,952,648	25,318,672
<b>Assets whose use is limited</b>													
Funded Depreciation	-	-	-	-	-	-	-	-	-	-	-	-	-
Blue Cross Deposit	-	-	-	-	-	-	-	-	664,000	664,000	664,000	664,000	664,000
Debt Service Reserve	2,222,256	2,222,256	2,222,256	2,222,256	2,222,256	2,222,256	2,222,256	2,222,256	2,222,256	2,222,256	2,222,256	2,222,256	2,222,256
Accrued Bond Interest	18,583	18,583	18,583	18,583	18,583	18,583	18,583	18,583	18,583	18,583	18,583	18,583	18,583
Total assets whose use is limited	2,240,839	2,240,839	2,240,839	2,240,839	2,240,839	2,240,839	2,240,839	2,240,839	2,904,839	2,904,839	2,904,839	2,904,839	2,904,839
Property, Plant and Equipment	120,949,048	120,994,717	121,054,027	121,585,681	121,778,736	121,838,612	121,946,297	122,428,327	122,775,476	122,178,756	122,297,395	122,597,253	122,927,086
Less: Accumulated Depreciation	(88,029,372)	(88,553,965)	(89,078,558)	(89,603,151)	(90,127,744)	(90,652,337)	(91,176,930)	(91,691,930)	(92,206,930)	(92,721,930)	(93,236,930)	(93,751,930)	(94,276,930)
Total Property Plant & Equipment	32,919,676	32,440,752	31,975,469	31,982,530	31,650,992	31,186,275	30,769,367	30,736,397	30,568,546	29,456,826	29,060,465	28,845,323	28,650,156
Deferred Financing Costs	282,381	282,381	282,381	282,381	282,381	282,381	282,381	282,381	282,381	282,381	282,381	284,197	284,828
Restricted Fund Assets	(4,334,076)	(4,399,879)	(4,524,353)	(4,516,237)	(4,584,686)	(4,631,950)	(4,636,997)	(4,651,974)	(4,652,935)	(4,652,448)	(4,656,228)	(4,717,020)	(4,718,703)
Advances to Affiliates	\$ 55,217,458	\$ 55,385,727	\$ 54,716,109	\$ 53,258,985	\$ 52,777,947	\$ 54,083,175	\$ 54,720,271	\$ 53,324,886	\$ 55,099,542	\$ 54,112,048	\$ 53,598,873	\$ 52,270,187	\$ 52,439,792
Total Assets													

Lower Bucks Hospital, Inc  
Balance Sheet  
Fiscal Year 2010/2011

Subject to Further Revision	Actual												
	07/31/10	08/31/10	09/30/10	10/31/10	11/30/10	12/31/10	01/31/11	02/28/11	03/31/11	04/30/11	05/31/11	06/30/11	07/31/11
<b>Liabilities and Fund Balance</b>													
<b>Current Liabilities</b>													
Current Portion - Bonds	\$ 1,205,000	\$ 1,205,000	\$ 1,205,000	\$ 1,205,000	\$ 1,205,000	\$ 1,205,000	\$ 1,205,000	\$ 1,205,000	\$ 1,205,000	\$ 1,205,000	\$ 1,205,000	\$ 1,205,000	\$ 1,205,000
Accounts Payable - Pre-petition	11,327,744	11,327,744	11,327,744	11,327,744	11,327,744	11,327,744	11,327,744	11,327,744	11,327,744	11,327,744	11,327,744	11,327,744	11,327,744
Accounts Payable - Post-petition	1,759,873	1,862,614	2,015,994	1,575,808	1,340,585	2,961,187	3,085,232	3,163,359	3,274,967	2,617,361	3,022,516	2,541,831	3,253,980
Accrued Professional Fees	1,644,922	1,547,907	2,005,157	2,034,547	2,005,960	1,944,861	2,283,898	2,183,898	1,996,688	1,865,574	1,566,462	1,494,612	1,853,644
Accrued Salaries and Wages	879,770	1,211,083	938,300	55,362	677,382	1,013,147	774,244	577,428	887,286	348,818	657,279	875,796	491,649
Other Accrued Liabilities	3,464,463	3,522,662	3,147,851	3,436,924	3,314,398	2,891,338	3,876,505	3,761,806	3,651,874	3,405,863	3,596,505	3,596,525	3,592,021
Bond Interest Payable													
Due to Temple University	672,236	668,514	556,388	483,619	542,388	922,461	911,861	901,261	890,661	2,009,063	1,316,856	872,610	814,450
Due to Third Parties													
Deferred Revenue	20,954,008	21,345,524	21,196,434	20,219,004	20,413,457	22,265,758	23,464,484	23,120,496	23,234,200	22,779,423	22,692,362	21,914,119	22,538,488
Total Current Liabilities	14,462,458	14,462,458	14,462,458	14,462,458	14,462,458	14,462,458	14,462,458	14,462,458	14,462,458	14,462,458	14,462,458	14,462,458	14,462,458
Pension Expense Liability													
Workers Compensation Fund	125,000												
Reserve for Professional Liab Claims	6,645,162	6,645,162	6,645,162	6,645,162	6,645,162	6,645,162	6,645,162	6,645,162	6,645,162	6,645,162	6,645,162	6,645,162	6,645,162
Long Term Debt, 1992 Series	23,611,406	23,611,406	23,611,406	23,611,406	23,611,406	23,611,406	23,611,406	23,611,406	23,611,406	23,611,406	23,611,406	23,611,406	23,611,406
Temporary Restricted Fund Balance	(10,580,576)	(10,803,823)	(11,199,551)	(11,679,045)	(12,354,536)	(12,901,589)	(13,463,239)	(14,514,636)	(12,853,684)	(13,386,401)	(13,812,515)	(14,362,958)	(14,817,722)
Unrestricted Fund Balance	\$ 55,217,458	\$ 55,385,727	\$ 54,716,109	\$ 53,258,985	\$ 52,777,947	\$ 54,083,175	\$ 54,720,271	\$ 53,324,886	\$ 55,099,542	\$ 54,112,048	\$ 53,598,873	\$ 52,270,187	\$ 52,439,792

In re Lower Bucks Hospital  
Debtor

Case No. 10-10239-ELF (Jointly Administered)  
Reporting Period: July 01 - July 31, 2011

**STATUS OF POSTPETITION TAXES**

The beginning tax liability should be the ending liability from the prior month or, if this is the first report, the amount should be zero.  
Attach photocopies of IRS Form 6123 or payment receipt to verify payment or deposit of federal payroll taxes.  
Attach photocopies of any tax returns filed during the reporting period.

	Beginning Tax Liability	Amount Withheld or Accrued	Amount Paid	Date Paid	Check No. or P.O.	Ending Tax Liability
<b>Federal</b>						
Withholding	-	530,991.93	530,991.93	Various	Various	-
FICA-Employee	-	206,961.08	206,961.08	Various	Various	-
FICA-Employer	-	279,772.32	279,772.32	Various	Various	-
Unemployment	-					-
Income	-					-
Other:	-					-
Total Federal Taxes	-	1,017,725.33	1,017,725.33	-	-	-
<b>State and Local</b>						
Withholding	-	112,793.71	112,793.71	Various	Various	-
Sales		348.27	348.27	Various		-
Excise						-
Unemployment	-	3,044.03	3,044.03	Various	Various	-
Real Property						-
Personal Property						-
Other: City of Philadelphia	-	9,838.87	9,838.87			-
Other: Bristol EIT	10,338.19	21,317.15	27,770.74			3,884.60
Total State and Local	10,338.19	147,342.03	153,795.62	-	-	3,884.60
<b>Total Taxes</b>	<b>10,338.19</b>	<b>1,165,067.36</b>	<b>1,171,520.95</b>	<b>-</b>	<b>-</b>	<b>3,884.60</b>

**SUMMARY OF UNPAID POSTPETITION DEBTS**

Attach aged listing of accounts payable.

		Number of Days Past Due				Total
		Current	30-90	91-90	Over 90	
Accounts Payable	See attached					-
Wages Payable (Includes Taxes)	See attached					-
Taxes Payable	See above					-
Rent/Leases-Building	See attached					-
Rent/Leases-Equipment	See attached					-
Secured Debt/Adequate Protection Payments	See attached					-
Professional Fees	See attached					-
Amounts Due to Insiders*						-
Other:						-
Other:						-
<b>Total Postpetition Debts</b>		-	-	-	-	-

Explain how and when the Debtor intends to pay any past-due postpetition debts.

\*"Insider" is defined in 11 U.S.C. Section 101(31).



Net Pay		520,221.15			
Checks	78,069.36				
Direct Deposits	447,151.79				
<b>Subtotal Net Pay</b>			<b>520,221.15</b>		
Adjustments			.00		
<b>Total Net Pay Liability (Net Cash)</b>			<b>520,221.15</b>		
Taxes		You are responsible for Depositing these amounts		Amount debited from your account	
Agency	Rate	EE withheld	ER contrib.	EE withheld	ER contrib.
Federal					
Federal Income Tax		112,852.80			
Earned Income Credit Advances					
Social Security		31,414.45		46,373.88	
Medicare		11,062.92		11,062.87	
Federal Unemployment Tax					
<b>Subtotal Federal</b>		<b>155,330.17</b>		<b>57,436.53</b>	
Cobra Premium Assistance Payments					
<b>Total Federal</b>		<b>155,330.17</b>		<b>57,436.53</b>	
State					
NJ State Income Tax		1,852.16			
NJ State Unemployment/Disability Ins-ER					
NJ State Unemployment Insurance-EE					
NJ State Disability Insurance-EE					
<b>Subtotal NJ</b>		<b>1,852.16</b>			
PA State Income Tax		21,195.94			
PA State Unemployment/Disability Ins-ER					
PA State Unemployment Insurance-EE		624.09			
<b>Subtotal PA</b>		<b>21,819.93</b>			
Local					
0104 Philadelphia		11,653.82			
0901 Bristol T		612.94			
<b>Subtotal Local</b>		<b>5,266.16</b>			
<b>Total Taxes</b>		<b>.00</b>	<b>.00</b>	<b>57,436.53</b>	
<b>Amount ADP Debited From Account XXXXXX948</b>					<b>241,704.95</b>
Tran/ABA XXXXXXXX					
ADP Direct Deposit		447,151.79			
Wage Garnishments		825.16			
<b>Amount ADP Debited From Account XXXXXX948</b>					<b>447,976.95</b>
Tran/ABA XXXXXXXX					
<b>Total Amount ADP Debited From Your Accounts</b>					<b>689,681.90</b>

Excludes Taxes That Are Your Responsibility  
298 Employee Transactions

Net Pay	Checks	86,975.38
	Direct Deposits	384,273.92
	<b>Subtotal Net Pay</b>	<b>471,249.30</b>
	Adjustments	.00
	<b>Total Net Pay Liability (Net Cash)</b>	<b>471,249.30</b>

	Agency	Rate	You are responsible for Depositing these amounts		Amount debited from your account	
			EE withheld	ER contrib.	EE withheld	ER contrib.
Federal	Federal Income Tax				89,446.55	
	Earned Income Credit Advances					
	Social Security				27,719.89	40,919.82
	Medicare				9,921.67	9,921.64
	Federal Unemployment Tax					
	<b>Subtotal Federal</b>				<b>127,088.11</b>	<b>50,841.46</b>
	Cobra Premium Assistance Payments					
	<b>Total Federal</b>				<b>127,088.11</b>	<b>50,841.46</b>
State	NJ State Income Tax				965.79	
	NJ State Unemployment/Disability Ins-ER					
	NJ State Unemployment Insurance-EE					
	NJ State Disability Insurance-EE					
	<b>Subtotal NJ</b>				<b>965.79</b>	<b>965.79</b>
	PA State Income Tax				19,543.18	
	PA State Unemployment/Disability Ins-ER					
	PA State Unemployment Insurance-EE				563.74	
	<b>Subtotal PA</b>				<b>20,106.92</b>	<b>20,106.92</b>
Local	0104 Philadelphia				2,273.98	
	0901 Bristol T				3,145.05	
	<b>Subtotal Local</b>				<b>5,419.03</b>	<b>5,419.03</b>
	<b>Total Taxes</b>		.00	.00	<b>153,579.85</b>	<b>50,841.46</b>
	Amount ADP Debited From Account XXXXXX9848		Trans/ABA	XXXXXXXXXX		204,421.31

Other Transfers	ADP Direct Deposit	384,273.92	
	Wage Garnishments	2,924.96	
	<b>Amount ADP Debited From Account XXXXXX9848</b>	<b>387,198.88</b>	
	<b>Total Amount ADP Debited From Your Accounts</b>	<b>591,620.19</b>	

Excludes Taxes That Are Your Responsibility  
371 Employee Transactions

**ADP** Statistical Summary **LOWER BUCKS HOSPITAL**  
 Detail  
 Company Code: MXX  
 Region Name: PENNJERSEY

Batch: 6662  
 Quarter Number: 3  
 Service Center: 055  
 Period Ending: 07/02/2011  
 Pay Date: 07/08/2011  
 Current Date: 07/06/2011  
 Week 27  
 Page 2

Net Pay	Checks	85,471.66
	Direct Deposits	465,583.08
	Subtotal Net Pay	551,054.74
	Adjustments	511.49
	Total Net Pay Liability (Net Cash)	551,566.23

Agency	Rate	You are responsible for Depositing these amounts		Amount debited from your account	
		EE withheld	ER contrib.	EE withheld	ER contrib.
Federal Income Tax				322,419.30	
Earned Income Credit Advances					
Social Security				33,560.80	49,542.20
Medicare				31,738.58	11,738.65
Federal Unemployment Tax					
Subtotal Federal				167,718.68	61,280.85
Cobra Premium Assistance Payments					
Total Federal				167,718.68	61,280.85
NJ State Income Tax				2,482.51	
NJ State Unemployment/Disability Ins.-ER					
NJ State Unemployment Insurance-EE					
NJ State Disability Insurance-EE					
Subtotal NJ				2,482.51	2,482.51
PA State Income Tax				22,361.23	
PA State Unemployment/Disability Ins.-ER					
PA State Unemployment Insurance-EE				661.59	
Subtotal PA				23,022.82	23,022.82
0104 Philadelphia				1,879.83	
0901 Bristol T				3,816.25	
Subtotal Local				5,696.08	5,696.08
Total Taxes		.00	.00	198,920.09	61,280.85
Amount ADP Debited From Account XXXXXX9848	Tran/ABA	XXXXXXX		260,200.94	

Excludes Taxes That Are Your Responsibility

305 Employee Transactions

Other Transfers	ADP Direct Deposit	465,583.08
	Wage Garnishments	934.77
Amount ADP Debited From Account XXXXXX9848	Tran/ABA	XXXXXXX
Total Amount ADP Debited From Your Accounts		466,517.85
		726,718.79



1 Pay	Checks	91,009.25				
	Direct Deposits	392,535.31				
	Subtotal Net Pay				483,544.56	
	Adjustments					.00
	Total Net Pay Liability (Net Cash)					483,544.56

Agency	Rate	You are responsible for:		Amount debited from your account	
		EE withheld	ER contrib.	EE withheld	ER contrib.
Federal Income Tax		99,047.46			
Earned Income Credit Advances					
Social Security				42,092.02	
Medicare				10,181.75	
Federal Unemployment Tax					
Subtotal Federal				52,273.77	
Cobra Premium Assistance Payments					
Total Federal				52,273.77	
NJ State Income Tax			918.01		
NJ State Unemployment/Disability Ins-ER					
NJ State Unemployment Insurance-EE					
NJ State Disability Insurance-EE					
Subtotal NJ			918.01		918.01
PA State Income Tax			20,146.73		
PA State Unemployment/Disability Ins-ER					
PA State Unemployment Insurance-EE				578.12	
Subtotal PA			20,146.73	578.12	20,724.85
0104 Philadelphia				2,396.261	
0901 Bristol T				3,219.13	
Subtotal Local				5,615.39	5,615.39
Total Taxes		.00	158,960.65	52,213.77	211,174.42

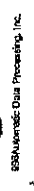
Amount ADP Debited From Account XXXXX3948 Tran/ABA XXXXXXXXXX 211,174.42 Excludes Taxes That Are Your Responsibility

ADP Direct Deposit 392,535.31 368 Employee Transactions

Wage Garnishments 2,956.34

Amount ADP Debited From Account XXXXX3948 Tran/ABA XXXXXXXXXX 395,491.62

Total Amount ADP Debited From Your Accounts 606,666.04



84 800.08  
443 177.36

Net Pay	Checks	83,808.81							
	Direct Deposits	444,220.63							
	Subtotal Net Pay								
	Adjustments								
	Total Net Pay Liability (Net Cash)	528,029.44							

Agency	Rate	You are responsible for Depositing these amounts		Amount debited from your account	
		EE withheld	ER contrib.	EE withheld	ER contrib.
Federal					
Federal Income Tax				113,225.82	
Earned Income Credit Advances					
Social Security				31,735.37	46,847.31
Medicare				11,152.46	11,152.40
Federal Unemployment Tax					
Subtotal Federal				156,113.65	57,999.71
Cobra Premium Assistance Payments				186,113.65	57,999.71
Total Federal				1,773.42	22,171.33
State					
NJ State Income Tax				1,773.42	
NJ State Unemployment/Disability Ins-ER				21,554.84	
NJ State Unemployment Insurance-EE					
NJ State Disability Insurance-EE				616.49	
Subtotal NJ				1,773.42	1,773.42
PA State Income Tax					
PA State Unemployment/Disability Ins-ER					
PA State Unemployment Insurance-EE					
Subtotal PA					
Local					
0104 Philadelphia				1,634.71	
0901 Bristol T				8,639.76	
Subtotal Local				5,274.49	5,274.49
Total Taxes		.00	.00	185,332.89	57,999.71
Amount ADP Debited From Account XXXXX9848			Tran/ABA XXXXXXXXXX		243,332.60
Other					
ADP Direct Deposit					
Wage Garnishments				444,220.63	
Amount ADP Debited From Account XXXXX9848			Tran/ABA XXXXXXXXXX	831.52	
Total Amount ADP Debited From Your Accounts				445,052.15	688,384.75

Excludes Taxes That Are Your Responsibility  
307 Employee Transactions

**ADP** Statistical Summary  
Detail

**LOWER BUCKS HOSPITAL**  
Company Code: MXX  
Region Name: PENNJERSEY

Batch: 1668  
Quarter Number: 3  
Period Ending: 07/23/2011  
Week 30

You have messages [View](#)

## Internet Sales and Use Tax Filing History

**Business Name: TEMPLE LOWER BUCKS HOSPITAL IN**  
**Sales and Use Tax Account #: 80-511 182**

View A Different Tax Year

August 2011 8/1/2011 - 8/31/2011					
TRANSACTION	TIME FILED	EFFECTIVE DATE	TOTAL TAX DUE	PAYMENT	TRANSACTION ID
Payment - Submitted	9/2/2011 11:09:47 AM	9/20/2011		\$380.50	
Return - Processed	9/2/2011 11:09:47 AM	9/2/2011	\$380.50		400047592340

July 2011 7/1/2011 - 7/31/2011					
TRANSACTION	TIME FILED	EFFECTIVE DATE	TOTAL TAX DUE	PAYMENT	TRANSACTION ID
Payment - Processed	8/4/2011 11:24:42 AM	8/22/2011		\$375.17	1300034747410
Return - Processed	8/4/2011 11:24:42 AM	8/4/2011	\$375.17		400047232435

June 2011 6/1/2011 - 6/30/2011					
TRANSACTION	TIME FILED	EFFECTIVE DATE	TOTAL TAX DUE	PAYMENT	TRANSACTION ID
Payment - Processed	7/5/2011 3:56:15 PM	7/20/2011		\$348.27	1300034168347
Return - Processed	7/5/2011 3:56:15 PM	7/5/2011	\$348.27		400046565710

**LOWER BUCKS HOSPITAL**  
**A/P AGING**  
**31-Jul-11**

	Sum of net amt	
	AgedBucket	Total
Less Than 30 Days	1	806,363.25
31-60 Days	2	1,255,343.81
61-90 Days	3	508,873.86
90-120 Days	4	313,036.20
Over 120 Days	5	370,362.87
<b>Grand Total</b>		<b>3,253,979.99</b>

LOWER BUCKS HOSPITAL  
 ACCOUNTS PAYABLE LISTING  
 31-Jul-11

vndr name	inv no	inv date	gross amt	gross paic net amt	net paid	net bal	AgedBucket
ABBOTT VASCUL	113792713	7/7/2011	6,000.00	6,000.00	-	6,000.00	1
ABBOTT VASCUL	113792713	7/7/2011	34,000.00	34,000.00	-	34,000.00	1
ABBOTT VASCUL	113835657	7/15/2011	1,700.00	1,700.00	-	1,700.00	1
ABBOTT VASCUL	113835657	7/15/2011	6,450.00	6,450.00	-	6,450.00	1
ABBOTT VASCUL	113835698	7/15/2011	3,150.00	3,150.00	-	3,150.00	1
ACC	36081	6/17/2011	181.11	181.11	-	181.11	2
ACCESS CLOSUR	45408	3/31/2011	4,500.00	4,500.00	-	4,500.00	5
ACCESS CLOSUR	45408	3/31/2011	20.00	20.00	-	20.00	5
ACCESS CLOSUR	48540	6/16/2011	2,250.00	2,250.00	-	2,250.00	2
ACCESS CLOSUR	48540	6/16/2011	20.00	20.00	-	20.00	2
ACCESS CLOSUR	49485	7/7/2011	4,500.00	4,500.00	-	4,500.00	1
ACCESS CLOSUR	49485	7/7/2011	20.00	20.00	-	20.00	1
ACCTING PRINC	4588418	7/10/2011	462.38	462.38	-	462.38	1
ACMI GYRUS	101361197	7/5/2011	485.00	485.00	-	485.00	1
ACMI GYRUS	101361197	7/5/2011	15.00	15.00	-	15.00	1
ACTIVE MEDICA	0153466-IN	6/21/2011	45.00	45.00	-	45.00	2
ACTIVE MEDICA	0153466-IN	6/21/2011	13.00	13.00	-	13.00	2
ADVANCED AIR	11J-022	5/1/2011	4,800.00	4,800.00	-	4,800.00	4
ADVANCED AIR	11J-041	6/1/2011	4,800.00	4,800.00	-	4,800.00	3
ADVANCED AIR	11J-051	7/1/2011	4,800.00	4,800.00	-	4,800.00	2
ADVANCED MEDI	S1936098	6/21/2011	97.60	97.60	-	97.60	2
ADVANCED MEDI	CS1936098	06/20/11	(97.60)	(97.60)	-	(97.60)	2
ADVANCED NURS	565	6/13/2011	279.00	279.00	-	279.00	2
ADVANCED NURS	566	6/13/2011	544.00	544.00	-	544.00	2
ADVANCED NURS	567	6/17/2011	1,343.00	1,343.00	-	1,343.00	2
ADVANCED NURS	568	6/22/2011	816.00	816.00	-	816.00	2
ADVANCED NURS	568	6/22/2011	816.00	816.00	-	816.00	2
ADVANCED NURS	569	6/29/2011	680.00	680.00	-	680.00	2
ADVANCED NURS	569	6/29/2011	1,632.00	1,632.00	-	1,632.00	2
ADVANCED NURS	569	6/29/2011	850.00	850.00	-	850.00	2
ADVANCED NURS	570	7/6/2011	544.00	544.00	-	544.00	1
ADVANCED NURS	570	7/6/2011	1,312.00	1,312.00	-	1,312.00	1
ADVANCED NURS	570	7/6/2011	2,304.00	2,304.00	-	2,304.00	1
AHC INC	2521-0611	6/30/2011	24,849.30	24,849.30	-	24,849.30	2
AHC INC	3075-3274-	1 04/30/11	9,374.11	9,374.11	-	9,374.11	4
AHC INC	3075-3274-	1 06/30/11	21,370.97	21,370.97	-	21,370.97	2
ALCO SALES	248124-IN	7/22/2011	164.45	164.45	-	164.45	1
ALCO SALES	248124-IN	7/22/2011	4.50	4.50	-	4.50	1
ALLIED BARTON	4769804	6/30/2011	814.22	814.22	-	814.22	2
ALLIED BARTON	4784594	8/1/2011	25,215.30	25,215.30	-	25,215.30	1
ALLMED COMP	1153	6/6/2011	870.00	870.00	-	870.00	2
ALLSCRIPTS	838898	6/4/2011	634.00	634.00	-	634.00	3
ALLSCRIPTS	866527	6/29/2011	76.00	76.00	-	76.00	2
ALLSCRIPTS	870143	7/8/2011	634.00	634.00	-	634.00	1
AMER PATHOLOG	1745005	6/22/2011	350.00	350.00	-	350.00	2
AMERICAN MEDI	11043917	6/9/2011	1,540.00	1,540.00	-	1,540.00	2
AMERICAN MEDI	11049035	6/27/2011	1,540.00	1,540.00	-	1,540.00	2
AMERICAN MEDI	11053356	7/13/2011	1,540.00	1,540.00	-	1,540.00	1
AMERICAN PATR	13067	5/24/2011	446.00	446.00	-	446.00	3
AMERICAN PATR	13280	6/15/2011	176.00	176.00	-	176.00	2
AMERICAN PATR	Q13248	6/15/2011	233.00	233.00	-	233.00	2
AMERICAN PATR	13507	6/21/2011	125.00	125.00	-	125.00	2
AMERICAN PATR	13507	6/21/2011	218.00	218.00	-	218.00	2
AMERICAN PATR	BROOKS,D	6/22/2011	224.00	224.00	-	224.00	2
AMERICAN RED	41429052	6/21/2011	8,679.65	8,679.65	-	8,679.65	2
AMERICAN RED	41431511	6/30/2011	15,245.94	15,245.94	-	15,245.94	2
AMERICAN RED	41433784	7/12/2011	20,693.47	20,693.47	-	20,693.47	1
AMPHION MED	22319	6/29/2011	1,638.00	1,638.00	-	1,638.00	2
AMTECH ELEVAT	DKD3877100	1 06/22/11	615.26	615.26	-	615.26	2
ANGIOSCORE	126411	6/14/2011	800.00	800.00	-	800.00	2
ANNA BONO LAR	1788	3/1/2011	24,309.25	24,309.25	-	24,309.25	5
ANNA BONO LAR	1788-R	3/1/2011	27,241.81	27,241.81	-	27,241.81	5
ANNA BONO LAR	C1788-C	3/1/2011	(24,309.25)	(24,309.25)	-	(24,309.25)	5
AQUA PENNSYLV	Jul-11	7/6/2011	9,334.65	9,334.65	-	9,334.65	1
AQUA PENNSYLV	JUNE/JULY	2 07/06/11	9,708.78	9,708.78	-	9,708.78	1
ARROW INT'L I	3823663	7/7/2011	149.00	149.00	-	149.00	1
ARWAY LINEN R	5082770	6/15/2011	80.36	80.36	-	80.36	2
ARWAY LINEN R	5084026	7/13/2011	76.55	76.55	-	76.55	1
ATLANTIC DIAG	8118538	8/30/2011	1,451.70	1,451.70	-	1,451.70	2
B BRAUN MEDIC	902638587	7/20/2011	249.38	249.38	-	249.38	1
BAXA CORP	10786097	6/8/2011	373.20	373.20	-	373.20	2
BAXTER HLTHCA	24222712	6/7/2011	571.52	571.52	-	571.52	2



LOWER BUCKS HOSPITAL  
 ACCOUNTS PAYABLE LISTING  
 31-Jul-11

vndr name	inv no	inv date	gross amt	gross paic net amt	net paid	net bal	AgedBucket
BAXTER HLTHCA	24377977	6/13/2011	728.40	728.40	-	728.40	2
BAXTER HLTHCA	31511229	6/16/2011	46.95	46.95	-	46.95	2
BAXTER HLTHCA	24749119	6/28/2011	806.40	806.40	-	806.40	2
BAXTER HLTHCA	24749145	6/28/2011	2,135.73	2,135.73	-	2,135.73	2
BAXTER HLTHCA	25173027	7/13/2011	1,365.60	1,365.60	-	1,365.60	1
BAXTER HLTHCA	31795465	7/13/2011	46.95	46.95	-	46.95	1
BAXTER HLTHCA	25340031	7/19/2011	197.76	197.76	-	197.76	1
BAXTER HLTHCA	25532646	7/26/2011	1,004.16	1,004.16	-	1,004.16	1
BBC LIGHTING	C827382	8/3/2010	(13.00)	(13.00)	-	(13.00)	5
BECKMAN COULT	102238093	6/3/2011	2,922.20	2,922.20	-	2,922.20	3
BECKMAN COULT	102238093	6/3/2011	1,950.05	1,950.05	-	1,950.05	3
BECKMAN COULT	102242009	6/6/2011	6,526.40	6,526.40	-	6,526.40	2
BECKMAN COULT	102254659	6/13/2011	1,903.68	1,903.68	-	1,903.68	2
BECKMAN COULT	102254660	6/13/2011	605.52	605.52	-	605.52	2
BECKMAN COULT	102254660	6/13/2011	169.80	169.80	-	169.80	2
BECKMAN COULT	102266918	6/17/2011	9,698.67	9,698.67	-	9,698.67	2
BECKMAN COULT	102272802	6/21/2011	1,234.22	1,234.22	-	1,234.22	2
BECKMAN COULT	102273103	6/21/2011	11,048.74	11,048.74	-	11,048.74	2
BECKMAN COULT	102275676	6/22/2011	70.04	70.04	-	70.04	2
BECKMAN COULT	102293570	6/30/2011	134.21	134.21	-	134.21	2
BECKMAN COULT	102293570	6/30/2011	787.95	787.95	-	787.95	2
BECKMAN COULT	102293570	6/30/2011	420.33	420.33	-	420.33	2
BECKMAN COULT	102293570	6/30/2011	24.45	24.45	-	24.45	2
BECKMAN COULT	102299496	7/5/2011	456.54	456.54	-	456.54	1
BECKMAN COULT	102326762	7/18/2011	756.90	756.90	-	756.90	1
BECKMAN COULT	102326762	7/18/2011	212.10	212.10	-	212.10	1
BILLOWS ELECT	1318110-00	6/3/2011	756.00	756.00	-	756.00	3
BILLOWS ELECT	1318144-00	6/3/2011	153.66	153.66	-	153.66	3
BILLOWS ELECT	1318144-01	6/6/2011	110.00	110.00	-	110.00	2
BILLOWS ELECT	1318144-02	6/6/2011	115.40	115.40	-	115.40	2
BILLOWS ELECT	1345792-00	7/7/2011	208.80	208.80	-	208.80	1
BILLOWS ELECT	1345792-00	7/7/2011	60.00	60.00	-	60.00	1
BILLOWS ELECT	1345792-01	7/8/2011	197.34	197.34	-	197.34	1
BILLOWS ELECT	1345792-02	7/12/2011	5.06	5.06	-	5.06	1
BILLOWS ELECT	1349803-00	7/21/2011	8.29	8.29	-	8.29	1
BILLOWS ELECT	1363587-00	7/27/2011	426.63	426.63	-	426.63	1
BIO MERIEUX V	1210266318	6/13/2011	1,483.20	1,483.20	-	1,483.20	2
BIO MERIEUX V	1210266318	6/13/2011	145.29	145.29	-	145.29	2
BIO MERIEUX V	1210276431	6/27/2011	92.00	92.00	-	92.00	2
BIO MERIEUX V	1210276431	6/27/2011	86.55	86.55	-	86.55	2
BIO MERIEUX V	C121026631	06/13/11	(0.20)	(0.20)	-	(0.20)	2
BIODEX MEDICA	198804	7/13/2011	240.00	240.00	-	240.00	1
BIODEX MEDICA	198804	7/13/2011	9.53	9.53	-	9.53	1
BIO-MED ASSOC	P11H34	8/1/2011	3,845.00	3,845.00	-	3,845.00	1
BLONDERS	74548	6/11/2011	289.88	289.88	-	289.88	2
BOSTON SCIENT	928942317	6/21/2011	2,935.00	2,935.00	-	2,935.00	2
BOSTON SCIENT	928942317	6/21/2011	16.00	16.00	-	16.00	2
BOSTON SCIENT	928958788	6/22/2011	156.00	156.00	-	156.00	2
BOSTON SCIENT	928958788	6/22/2011	16.00	16.00	-	16.00	2
BOSTON SCIENT	928989523	6/24/2011	461.95	461.95	-	461.95	2
BOSTON SCIENT	928989523	6/24/2011	16.00	16.00	-	16.00	2
BOSTON SCIENT	C928989523	6/24/2011	(1.95)	(1.95)	-	(1.95)	2
BOSTON SCIENT	929004440	6/27/2011	1,013.00	1,013.00	-	1,013.00	2
BOSTON SCIENT	929039783	6/29/2011	229.99	229.99	-	229.99	2
BOSTON SCIENT	929039783	6/29/2011	16.00	16.00	-	16.00	2
BOSTON SCIENT	929054700	6/30/2011	156.00	156.00	-	156.00	2
BOSTON SCIENT	929054700	6/30/2011	16.00	16.00	-	16.00	2
BOSTON SCIENT	PO 233666	6/30/2011	5,990.00	5,990.00	-	5,990.00	2
BOSTON SCIENT	929095543	7/5/2011	892.50	892.50	-	892.50	1
BOSTON SCIENT	929095543	7/5/2011	16.00	16.00	-	16.00	1
BOSTON SCIENT	929152327	7/11/2011	267.00	267.00	-	267.00	1
BOSTON SCIENT	929152327	7/11/2011	156.00	156.00	-	156.00	1
BOSTON SCIENT	929152327	7/11/2011	16.00	16.00	-	16.00	1
BOSTON SCIENT	929170846	7/12/2011	3,090.00	3,090.00	-	3,090.00	1
BOSTON SCIENT	929170846	7/12/2011	16.00	16.00	-	16.00	1
BOSTON SCIENT	929171886	7/12/2011	1,161.00	1,161.00	-	1,161.00	1
BOSTON SCIENT	929171886	7/12/2011	16.00	16.00	-	16.00	1
BOSTON SCIENT	929243741	7/19/2011	425.00	425.00	-	425.00	1
BOSTON SCIENT	928243741	7/19/2011	16.00	16.00	-	16.00	1
BOSTON SCIENT	PO 234004	7/19/2011	5,565.00	5,565.00	-	5,565.00	1
BOSTON SCIENT	929269948	7/21/2011	2,060.00	2,060.00	-	2,060.00	1
BOSTON SCIENT	929269948	7/21/2011	16.00	16.00	-	16.00	1

LOWER BUCKS HOSPITAL  
 ACCOUNTS PAYABLE LISTING  
 31-Jul-11

vndr name	inv no	inv date	gross amt	gross pay net amt	net paid	net bal	AgedBucket
BOSTON SCIENT	929286563	7/22/2011	850.00	850.00	-	850.00	1
BOSTON SCIENT	929286563	7/22/2011	16.00	16.00	-	16.00	1
BOSTON SCIENT	PO 234167	8/1/2011	5,825.00	5,825.00	-	5,825.00	1
BOYD SIGN COR	22437	6/7/2011	116.00	116.00	-	116.00	2
BOYD SIGN COR	22455	6/28/2011	369.00	369.00	-	369.00	2
BRACCO DIAG	C1793705-C	M 09/08/10	(110.30)	(110.30)	-	(110.30)	5
BRIGGS CORP	6102407 RI	7/5/2011	300.00	300.00	-	300.00	1
BRIGGS CORP	C6023509 R	1 05/11/11	(260.00)	(260.00)	-	(260.00)	3
BRIGGS CORP	C6025487 R	1 05/12/11	(260.00)	(260.00)	-	(260.00)	3
BRIGGS CORP	C6025488 R	1 05/12/11	(470.00)	(470.00)	-	(470.00)	3
BRIGGS CORP	C6102407 R	1 07/19/11	(300.00)	(300.00)	-	(300.00)	1
BRISTOL TOWNS	9610	3/1/2011	746.67	746.67	-	746.67	5
BRISTOL TOWNS	09610-R	3/1/2011	836.69	836.69	-	836.69	5
BRISTOL TOWNS	C09610-C	3/1/2011	(746.67)	(746.67)	-	(746.67)	5
BRISTOL TOWNS	65376	6/10/2011	60.00	60.00	-	60.00	2
BRISTOL TWSP	63878	4/1/2011	150.00	150.00	-	150.00	5
BRISTOL TWSP	64481	4/1/2011	600.00	600.00	-	600.00	5
BRISTOL TWSP	64939	4/1/2011	100.00	100.00	-	100.00	5
BRISTOL TWSP	65009	4/13/2011	869.50	869.50	-	869.50	4
BUFFALO FILTE	17638	6/21/2011	409.67	409.67	-	409.67	2
BUNZL PHILA	17305354	6/10/2011	118.72	118.72	-	118.72	2
C D S SURGICA	3434	6/15/2011	435.48	435.48	-	435.48	2
C D S SURGICA	3488	7/12/2011	217.74	217.74	-	217.74	1
C.R. BARD INC	22244792	6/20/2011	10,165.00	10,165.00	-	10,165.00	2
C.R. BARD INC	43132445	7/1/2011	540.00	540.00	-	540.00	2
C.R. BARD INC	43132445	7/1/2011	25.00	25.00	-	25.00	2
C.R. BARD INC	72768624	7/5/2011	885.00	885.00	-	885.00	1
C.R. BARD INC	72768629	7/5/2011	88.00	88.00	-	88.00	1
C.R. BARD INC	72772353	7/7/2011	850.00	850.00	-	850.00	1
C.R. BARD INC	43146853	7/15/2011	540.00	540.00	-	540.00	1
C.R. BARD INC	43146853	7/15/2011	16.00	16.00	-	16.00	1
C.R. BARD INC	72782710	7/15/2011	355.00	355.00	-	355.00	1
C.R. BARD INC	72782716	7/15/2011	355.00	355.00	-	355.00	1
C.R. BARD INC	72782720	7/15/2011	355.00	355.00	-	355.00	1
C.R. BARD INC	72782735	7/15/2011	355.00	355.00	-	355.00	1
C.R. BARD INC	72782839	7/15/2011	355.00	355.00	-	355.00	1
CAMCAST CABLE	JULY/AUG 2	07/07/11	67.90	67.90	-	67.90	1
CAPITOL MED.	78650	6/9/2011	1,720.00	1,720.00	-	1,720.00	2
CAPITOL MED.	78650	6/9/2011	27.50	27.50	-	27.50	2
CARDINAL HEAL	231173	2/15/2011	119.60	119.60	-	119.60	5
CARDINAL HEAL	641412859	6/30/2011	1,190.27	1,190.27	-	1,190.27	2
CARDINAL HEAL	642116252	7/21/2011	123.32	123.32	-	123.32	1
CARDINAL HEAL	642116253	7/21/2011	60.88	60.88	-	60.88	1
CARDINAL HEAL	642116253	7/21/2011	40.00	40.00	-	40.00	1
CARDINAL HEAL	642116259	7/21/2011	482.82	482.82	-	482.82	1
CARDINAL HEAL	642160501	7/22/2011	148.40	148.40	-	148.40	1
CARDINAL HEAL	642160501	7/22/2011	26.50	26.50	-	26.50	1
CARDINAL PHAR	9145724	6/3/2011	57.70	57.70	-	57.70	3
CARDINAL PHAR	9202110	6/13/2011	2.83	2.83	-	2.83	2
CARDINAL PHAR	9202112	6/13/2011	39.90	39.90	-	39.90	2
CARDINAL PHAR	9224867	6/15/2011	77.28	77.28	-	77.28	2
CARDINAL PHAR	6244911	6/17/2011	6.84	6.84	-	6.84	2
CARDINAL PHAR	9276034	6/22/2011	129.72	129.72	-	129.72	2
CARDINAL PHAR	9276118	6/22/2011	332.11	332.11	-	332.11	2
CARDINAL PHAR	9276119	6/22/2011	60.42	60.42	-	60.42	2
CARDINAL PHAR	9290654	6/24/2011	264.44	264.44	-	264.44	2
CARDINAL PHAR	9349315	7/5/2011	79.80	79.80	-	79.80	1
CARDINAL PHAR	9364673	7/6/2011	175.34	175.34	-	175.34	1
CARDINAL PHAR	9373391	7/7/2011	101.22	101.22	-	101.22	1
CARDINAL PHAR	9432979	7/15/2011	40.40	40.40	-	40.40	1
CARDINAL PHAR	9432980	7/15/2011	10.90	10.90	-	10.90	1
CARSTENS HEAL	C096668	10/29/2010	(116.89)	(116.89)	-	(116.89)	5
CARSTENS HEAL	586126-FRT	1/6/2011	28.10	28.10	-	28.10	5
CARSTENS HEAL	570924-FRT	1/25/2011	9.03	9.03	-	9.03	5
CARSTENS HEAL	605580	6/24/2011	39.60	39.60	-	39.60	2
CARSTENS HEAL	605580	6/24/2011	6.94	6.94	-	6.94	2
CENTRAL ADMIX	10845212	6/1/2011	329.90	329.90	-	329.90	3
CENTRAL ADMIX	10845213	6/1/2011	258.31	258.31	-	258.31	3
CENTRAL ADMIX	10846389	6/8/2011	65.98	65.98	-	65.98	2
CENTRAL ADMIX	10848008	6/15/2011	197.94	197.94	-	197.94	2
CENTRAL ADMIX	10848009	6/15/2011	632.97	632.97	-	632.97	2
CENTRAL ADMIX	10849368	6/22/2011	197.94	197.94	-	197.94	2

LOWER BUCKS HOSPITAL  
 ACCOUNTS PAYABLE LISTING  
 31-Jul-11

vndr name	inv no	inv date	gross amt	gross paik net amt	net paid	net bal	AgedBucket
CENTRAL ADMIX	10849389	6/22/2011	1,427.79	1,427.79	-	1,427.79	2
CENTRAL ADMIX	10851101	6/29/2011	131.96	131.96	-	131.96	2
CENTRAL ADMIX	10851102	6/29/2011	1,869.21	1,869.21	-	1,869.21	2
CENTRAL ADMIX	10852348	7/1/2011	263.92	263.92	-	263.92	2
CENTRAL ADMIX	10852349	7/1/2011	1,135.06	1,135.06	-	1,135.06	2
CENTRAL ADMIX	10853882	7/13/2011	131.96	131.96	-	131.96	1
CENTRAL ADMIX	10853883	7/13/2011	1,953.32	1,953.32	-	1,953.32	1
CENTURION MED	90794939	7/13/2011	238.00	238.00	-	238.00	1
CENTURION MED	90794940	7/13/2011	50.85	50.85	-	50.85	1
CENTURION MED	90794941	7/13/2011	177.25	177.25	-	177.25	1
CENTURION MED	90794941	7/13/2011	349.50	349.50	-	349.50	1
CENTURION MED	90797320	7/15/2011	19.78	19.78	-	19.78	1
CENTURION MED	90799364	7/19/2011	116.50	116.50	-	116.50	1
CENTURION MED	90799364	7/19/2011	43.88	43.88	-	43.88	1
CENTURION MED	90803666	7/25/2011	2,792.35	2,792.35	-	2,792.35	1
CHARLES MOONE	Mar-11	7/8/2011	5,025.00	5,025.00	-	5,025.00	1
CLUB STAFFING	1416939	5/15/2011	6,373.13	6,373.13	-	6,373.13	3
CLUB STAFFING	1423118	5/29/2011	5,544.50	5,544.50	-	5,544.50	3
CLUB STAFFING	1428998	6/12/2011	3,073.50	3,073.50	-	3,073.50	2
CLUB STAFFING	1435738	6/26/2011	6,157.00	6,157.00	-	6,157.00	2
COMCAST	JULY AUG 2	06/30/11	95.00	95.00	-	95.00	2
COMCAST CABLE	May-11	5/5/2011	71.82	71.82	-	71.82	4
COMCAST CABLE	Aug-11	7/14/2011	60.00	60.00	-	60.00	1
COMCAST CABLE	Aug-11	7/14/2011	28.80	28.80	-	28.80	1
COMCAST CABLE	Aug-11	7/21/2011	1,939.44	1,939.44	-	1,939.44	1
COMCAST CABLE	JULY-AUG 2	0 07/07/11	207.85	207.85	-	207.85	1
COMCAST CABLE	JULY/AUG 2	0 07/14/11	300.00	300.00	-	300.00	1
COMCAST CABLE	JUL/AUG 20	1 07/07/11	71.82	71.82	-	71.82	1
COMCAST CABLE	CPMT FROM	J 05/27/11	(136.65)	(136.65)	-	(136.65)	3
COMPUTER CO-O	64223	7/21/2011	13.00	13.00	-	13.00	1
CONSTRUCTION	232234	6/21/2011	76.78	76.78	-	76.78	2
CONSTRUCTION	232345	6/23/2011	157.52	157.52	-	157.52	2
CONSTRUCTION	232387	6/23/2011	100.77	100.77	-	100.77	2
CONSTRUCTION	C232366	6/23/2011	(20.25)	(20.25)	-	(20.25)	2
CONSTRUCTION	247202	6/24/2011	195.75	195.75	-	195.75	2
CONSTRUCTION	232462	6/27/2011	92.98	92.98	-	92.98	2
CONSTRUCTION	232537	6/28/2011	251.40	251.40	-	251.40	2
CONSTRUCTION	232560	6/28/2011	111.34	111.34	-	111.34	2
CONSTRUCTION	232591	6/28/2011	374.32	374.32	-	374.32	2
CONSTRUCTION	232844	6/30/2011	88.71	88.71	-	88.71	2
CONSTRUCTION	232846	6/30/2011	277.85	277.85	-	277.85	2
CONSTRUCTION	232663	6/30/2011	15.22	15.22	-	15.22	2
COOK INCORP	V1540121-N	6/17/2011	928.00	928.00	-	928.00	2
COOK INCORP	V1595586-N	7/7/2011	988.00	988.00	-	988.00	1
COOK INCORP	V1596747-N	7/7/2011	26.00	26.00	-	26.00	1
COOK INCORP	V1598747-N	7/7/2011	12.49	12.49	-	12.49	1
COOK INCORP	V1597733-N	7/7/2011	580.44	580.44	-	580.44	1
COOK INCORP	V1598221-N	7/7/2011	435.33	435.33	-	435.33	1
COOK INCORP	V1621890-N	7/15/2011	156.75	156.75	-	156.75	1
COOK INCORP	V1621890-N	7/15/2011	12.49	12.49	-	12.49	1
COOK INCORP	V1621911-N	7/15/2011	171.00	171.00	-	171.00	1
COOK INCORP	V1621911-N	7/15/2011	12.49	12.49	-	12.49	1
COOK INCORP	V1630033-N	7/19/2011	456.00	456.00	-	456.00	1
COOK INCORP	V1638123-N	7/21/2011	140.00	140.00	-	140.00	1
COOK INCORP	V1638123-N	7/21/2011	12.49	12.49	-	12.49	1
COOK INCORP	V1638129-N	7/21/2011	140.00	140.00	-	140.00	1
COOK INCORP	V1638129-N	7/21/2011	12.49	12.49	-	12.49	1
CROSS MEDICAL	50302	6/6/2011	125.00	125.00	-	125.00	2
CROSS MEDICAL	50303	6/6/2011	250.00	250.00	-	250.00	2
CROSS MEDICAL	50417	6/14/2011	53.00	53.00	-	53.00	2
CROSS MEDICAL	50615	6/28/2011	86.10	86.10	-	86.10	2
CROSS MEDICAL	50793	7/14/2011	113.00	113.00	-	113.00	1
CROSS MEDICAL	50794	7/14/2011	48.60	48.60	-	48.60	1
CROSS MEDICAL	50916	7/25/2011	195.00	195.00	-	195.00	1
CROSS MEDICAL	50928	7/25/2011	157.20	157.20	-	157.20	1
DATEX OHMEDA	61336914	4/11/2011	568.00	568.00	-	568.00	4
DATEX OHMEDA	61336914	4/11/2011	26.00	26.00	-	26.00	4
DECISION HEAL	26033388	6/14/2011	497.00	497.00	-	497.00	2
DECISION HEAL	26033394	6/14/2011	427.00	427.00	-	427.00	2
DELL MARKETIN	XFCD4J81	6/10/2011	361.95	361.95	-	361.95	2
DELL MARKETIN	XFCTCW9K1	6/26/2011	343.85	343.85	-	343.85	2
DEPUY ORTHOPA	PO 231814	6/30/2011	6,987.76	6,987.76	-	6,987.76	2

LOWER BUCKS HOSPITAL  
 ACCOUNTS PAYABLE LISTING  
 31-Jul-11

vndr name	inv no	inv date	gross amt	gross pak net amt	net paid	net bal	AgedBucket
DONLIN RECANO	1284-017	6/13/2011	27,077.41	27,077.41	-	27,077.41	2
DRAGER MEDICA	919383588	4/19/2011	366.71	366.71	-	366.71	4
DRAGER MEDICA	919398540	8/23/2011	420.40	420.40	-	420.40	2
DRAGER MEDICA	919398540	6/23/2011	10.25	10.25	-	10.25	2
DYNTEK	D084175	8/30/2011	7,800.00	7,800.00	-	7,800.00	2
EAGLE PUREWAT	9404	7/20/2011	1,238.00	1,238.00	-	1,238.00	1
ECOLAB	5726042	6/9/2011	719.86	719.86	-	719.86	2
ECOLAB	5726042	6/9/2011	40.00	40.00	-	40.00	2
ECOLAB	5741175	6/10/2011	86.39	86.39	-	86.39	2
EDWARDS LIFES	1521766	6/27/2011	336.60	336.60	-	336.60	2
ELLIOT-LEWIS	84252	2/2/2011	8,966.00	8,966.00	-	8,966.00	5
ELLIOT-LEWIS	86301	3/11/2011	158.82	158.82	-	158.82	5
ELLIOT-LEWIS	90750	5/3/2011	708.50	708.50	-	708.50	3
ELLIOT-LEWIS	91016	6/10/2011	214.78	214.78	-	214.78	2
ELLIOT-LEWIS	91185	6/16/2011	1,560.93	1,560.93	-	1,560.93	2
ELLIOT-LEWIS	C91185	6/16/2011	(5.25)	(5.25)	-	(5.25)	2
EM ADAMS CO I	170248	7/5/2011	475.20	475.20	-	475.20	1
EMERGECONY PHY	AETNA	4/1/2011	22,050.00	22,050.00	-	22,050.00	3
EMERGECONY PHY	AETNA	4/1/2011	26,250.00	26,250.00	-	26,250.00	3
EMERGECONY PHY	AETNA	5/1/2011	30,100.00	30,100.00	-	30,100.00	1
EMERGECONY PHY	AETNA	5/1/2011	27,125.00	27,125.00	-	27,125.00	2
EMERGECONY PHY	511	5/2/2011	14,812.43	14,812.43	-	14,812.43	4
EMERGECONY PHY	AETNA	6/1/2011	22,925.00	22,925.00	-	22,925.00	2
ENERGY PLUS S	8599	6/29/2011	1,400.80	1,400.80	-	1,400.80	2
ENERGY PLUS S	8610	6/29/2011	1,418.30	1,418.30	-	1,418.30	2
EPA	611	6/1/2011	14,812.43	14,812.43	-	14,812.43	1
EPA	711	7/5/2011	14,812.43	14,812.43	-	14,812.43	1
EQUIPMENT DEP	WO 1801192	6/24/2011	1,219.60	1,219.60	-	1,219.60	2
ERCO CEILINGS	264479	6/7/2011	857.44	857.44	-	857.44	2
ERCO CEILINGS	264479	6/7/2011	50.00	50.00	-	50.00	2
ERCO CEILINGS	264888	6/28/2011	916.22	916.22	-	916.22	2
ERCO CEILINGS	264888	6/28/2011	50.00	50.00	-	50.00	2
EV3	US965967	6/16/2011	5,644.00	5,644.00	-	5,644.00	2
EV3	US966865	6/17/2011	1,290.00	1,290.00	-	1,290.00	2
EV3	US976145	7/6/2011	2,920.00	2,920.00	-	2,920.00	1
EV3	CUS966865	07/27/11	(1,290.00)	(1,290.00)	-	(1,290.00)	1
EXACTECH	348283	6/15/2011	290.00	290.00	-	290.00	2
EXACTECH	348283	6/15/2011	30.00	30.00	-	30.00	2
EXACTECH	351105	7/13/2011	1,080.00	1,080.00	-	1,080.00	1
EXACTECH	351105	7/13/2011	30.00	30.00	-	30.00	1
FAVORITE	820216	6/17/2011	511.50	511.50	-	511.50	2
FAVORITE	820928	6/24/2011	511.50	511.50	-	511.50	2
FDR SERVICES	34173	7/2/2011	6,354.47	6,354.47	-	6,354.47	2
FDR SERVICES	34174	7/2/2011	123.91	123.91	-	123.91	2
FDR SERVICES	34175	7/2/2011	60.39	60.39	-	60.39	2
FDR SERVICES	34176	7/2/2011	91.56	91.56	-	91.56	2
FDR SERVICES	34177	7/2/2011	63.31	63.31	-	63.31	2
FDR SERVICES	34178	7/2/2011	103.43	103.43	-	103.43	2
FDR SERVICES	34179	7/2/2011	188.47	188.47	-	188.47	2
FDR SERVICES	34181	7/2/2011	193.83	193.83	-	193.83	2
FDR SERVICES	34228	7/2/2011	58.91	58.91	-	58.91	2
FDR SERVICES	34229	7/2/2011	11.69	11.69	-	11.69	2
FDR SERVICES	34180	7/25/2011	347.72	347.72	-	347.72	1
GE HEALTHCARE	C3113480	3/23/2010	(628.59)	(628.59)	-	(628.59)	5
GE HEALTHCARE	C3113481	3/23/2010	(746.66)	(746.66)	-	(746.66)	5
GE HEALTHCARE	C3113482	3/23/2010	(1,257.18)	(1,257.18)	-	(1,257.18)	5
GE HEALTHCARE	9989450	6/29/2010	320.00	320.00	-	320.00	5
GE HEALTHCARE	9989450	6/29/2010	17.50	17.50	-	17.50	5
GE HEALTHCARE	500018907	9/7/2010	1,257.19	1,257.19	-	1,257.19	5
GE HEALTHCARE	500115895	4/19/2011	690.88	690.88	-	690.88	4
GE HEALTHCARE	500131406	5/25/2011	544.00	544.00	-	544.00	3
GE HEALTHCARE	500133370	5/31/2011	6,234.98	6,234.98	-	6,234.98	3
GE HEALTHCARE	500133371	5/31/2011	293.76	293.76	-	293.76	3
GE HEALTHCARE	3207819	6/3/2011	829.35	829.35	-	829.35	3
GE HEALTHCARE	500136225	6/7/2011	544.00	544.00	-	544.00	2
GE HEALTHCARE	3207973	6/10/2011	1,938.20	1,938.20	-	1,938.20	2
GE HEALTHCARE	500145296	6/29/2011	837.76	837.76	-	837.76	2
GE HEALTHCARE	74992762	7/3/2011	19,630.07	19,630.07	-	19,630.07	2
GE HEALTHCARE	500154362	7/22/2011	293.76	293.76	-	293.76	1
GE HEALTHCARE	500154362	7/22/2011	17.50	17.50	-	17.50	1
GE MEDICAL OE	5122573	7/4/2011	3,123.75	3,123.75	-	3,123.75	2
GE MEDICAL SY	70259776	3/25/2010	393.75	393.75	-	393.75	5

LOWER BUCKS HOSPITAL  
ACCOUNTS PAYABLE LISTING

31-Jul-11

vndr name	inv no	inv date	gross amt	gross pak net amt	net paid	net bal	AgedBucket
GE MEDICAL SY	C4864412	8/24/2010	(15.56)	(15.56)	-	(15.56)	5
GE MEDICAL SY	C4864413	8/24/2010	(93.38)	(93.38)	-	(93.38)	5
GE MEDICAL SY	C4864414	8/24/2010	(93.38)	(93.38)	-	(93.38)	5
GE MEDICAL SY	C4864415	8/24/2010	(93.38)	(93.38)	-	(93.38)	5
GE MEDICAL SY	C4864416	8/24/2010	(93.38)	(93.38)	-	(93.38)	5
GENZYME GENET	5002020630	1 06/30/11	853.00	853.00	-	853.00	2
GRAINGER INC	9560470453	6/13/2011	1,184.40	1,184.40	-	1,184.40	2
GUIDANT CORP	PREPAY PO#	5/12/2010	873.60	873.60	-	873.60	5
GYRUS ACMI	100838908A	3/19/2010	5,932.63	5,932.63	-	5,932.63	5
GYRUS ACMI	C100867536	4/14/2010	(5,900.00)	(5,900.00)	-	(5,900.00)	5
GYRUS ACMI	C100867536	4/14/2010	(32.63)	(32.63)	-	(32.63)	5
GYRUS ACMI	PREPAY PO#	10/7/2010	50.00	50.00	-	50.00	5
GYRUS ACMI	101053564	10/11/2010	15.00	15.00	-	15.00	5
GYRUS ACMI	101058213	10/15/2010	15.00	15.00	-	15.00	5
GYRUS ACMI	101074588	10/25/2010	192.78	192.78	-	192.78	5
GYRUS ACMI	101085226	10/28/2010	659.00	659.00	-	659.00	5
GYRUS ACMI	101085226	10/28/2010	15.00	15.00	-	15.00	5
GYRUS ACMI	101362314	7/8/2011	50.00	50.00	-	50.00	1
GYRUS ACMI	101369456	7/14/2011	300.76	300.76	-	300.76	1
HARRY J LAVAL	384788	4/13/2011	99.00	99.00	-	99.00	4
HARRY J LAVAL	256915	5/11/2011	1,330.65	1,330.65	-	1,330.65	3
HARRY J LAVAL	265525	6/15/2011	99.00	99.00	-	99.00	2
HARRY J LAVAL	262309	6/24/2011	99.00	99.00	-	99.00	2
HARRY J LAVAL	265952	6/27/2011	296.28	296.28	-	296.28	2
HARRY J LAVAL	261265	7/5/2011	99.00	99.00	-	99.00	1
HBSC	0111-540	2/9/2011	47.00	47.00	-	47.00	5
HEALTH SERVIC	SC11-2775	7/18/2011	200.00	200.00	-	200.00	1
HEALTHCARE RE	P117411043	0 04/30/11	2,100.00	2,100.00	-	2,100.00	4
HEALTHCARE RE	P120911043	0 04/30/11	9,000.00	9,000.00	-	9,000.00	4
HEALTHWORKS I	00-7333	7/1/2011	166.56	166.56	-	166.56	2
HESS CORPORAT	903062811	1/14/2011	14,246.43	14,246.43	-	14,246.43	5
HOLOGIG LIMIT	6186193	4/25/2011	6,960.00	6,960.00	-	6,960.00	4
HOLOGIG LIMIT	6210406	6/5/2011	58,125.00	58,125.00	-	58,125.00	2
HORIZON MENTA	68505	3/31/2011	303,364.07	303,364.07	-	303,364.07	5
HORIZON MENTA	68648	4/30/2011	245,080.02	245,080.02	-	245,080.02	4
HORIZON MENTA	68818	5/31/2011	313,309.20	313,309.20	-	313,309.20	3
HORIZON MENTA	68926	6/30/2011	260,924.70	260,924.70	-	260,924.70	2
HORIZON MENTA	69124	7/31/2011	265,414.80	265,414.80	-	265,414.80	1
HOSPIRA WORLD	915974956	7/25/2011	212.40	212.40	-	212.40	1
HOSPIRA WORLD	915975905	7/25/2011	148.83	148.83	-	148.83	1
HOSPIRA WORLD	915975905	7/25/2011	70.80	70.80	-	70.80	1
HOSPIRA WORLD	915975907	7/25/2011	889.92	889.92	-	889.92	1
IMMUCOR	INV/122755	0 06/15/11	530.90	530.90	-	530.90	2
IMMUCOR	INV/122755	0 06/15/11	54.03	54.03	-	54.03	2
IMMUCOR	INV/122706	9 06/08/11	618.50	618.50	-	618.50	2
IMMUCOR	INV/122706	9 06/08/11	54.62	54.62	-	54.62	2
INST FOR RESP	106594	4/30/2011	500.00	500.00	-	500.00	4
INVIM RESEAR	94924526	10/8/2010	5.00	5.00	-	5.00	5
INVIM RESEAR	C905003889	6 10/08/10	(76.00)	(76.00)	-	(76.00)	5
IRON MOUNTAIN	DPF5572	5/31/2011	881.41	881.41	-	881.41	3
IRON MOUNTAIN	DPE1901-DP	E 05/31/11	195.74	195.74	-	195.74	3
IRON MOUNTAIN	DPF5424-DP	F 05/31/11	6,474.78	6,474.78	-	6,474.78	3
ITC	355533	7/6/2011	301.80	301.80	-	301.80	1
J & J	C904864500	2/24/2011	(0.01)	(0.01)	-	(0.01)	5
J & J	905531521	6/2/2011	2,786.28	2,786.28	-	2,786.28	3
J & J	905531522	6/2/2011	3,248.53	3,248.53	-	3,248.53	3
J & J	905534520	6/2/2011	1,079.40	1,079.40	-	1,079.40	3
J & J	905566004	6/7/2011	425.00	425.00	-	425.00	2
J & J	905566005	6/7/2011	56.00	56.00	-	56.00	2
J & J	905566464	6/7/2011	150.15	150.15	-	150.15	2
J & J	905577009	6/8/2011	1,044.00	1,044.00	-	1,044.00	2
J & J	905627402	6/18/2011	2,352.00	2,352.00	-	2,352.00	2
J & J	905627402	6/18/2011	11.00	11.00	-	11.00	2
J & J	905652524	6/21/2011	3,248.53	3,248.53	-	3,248.53	2
J & J	905659377	6/21/2011	816.84	816.84	-	816.84	2
J & J	905659377	6/21/2011	1,297.03	1,297.03	-	1,297.03	2
J & J	905664625	6/22/2011	3,248.53	3,248.53	-	3,248.53	2
J & J	905670418	6/22/2011	93.60	93.60	-	93.60	2
J & J	905699136	6/27/2011	669.23	669.23	-	669.23	2
J & J	905699847	6/27/2011	687.90	687.90	-	687.90	2
J & J	C600510647	6/28/2011	(340.00)	(340.00)	-	(340.00)	2
J & J	905780510	7/8/2011	2,603.30	2,603.30	-	2,603.30	1

LOWER BUCKS HOSPITAL  
 ACCOUNTS PAYABLE LISTING  
 31-Jul-11

vndr name	inv no	inv date	gross amt	gross paic net amt	net paid	net bal	AgedBucket
J & J	C905699136	7/19/2011	(669.23)	(669.23)		(669.23)	1
J & J	C905659377	7/20/2011	(2,113.87)	(2,113.87)		(2,113.87)	1
J & J	C905664625	7/20/2011	(3,248.53)	(3,248.53)		(3,248.53)	1
JOHNSTONE SUP	S2069447.0	0 07/20/11	672.30	672.30		672.30	1
JOHNSTONE SUP	S2069447.0	0 07/20/11	8.18	8.18		8.18	1
KARL STORZ EN	92225426	6/1/2011	425.00	425.00		425.00	3
KARL STORZ EN	92225426	6/1/2011	40.41	40.41		40.41	3
KARL STORZ EN	92240203	6/21/2011	925.00	925.00		925.00	2
KCI USA	12397097	7/19/2011	216.30	216.30		216.30	1
KENDALL	16179857	6/9/2011	397.58	397.58		397.58	2
KENDALL	16179857	6/9/2011	56.48	56.48		56.48	2
KENDALL	16180177	6/9/2011	397.58	397.58		397.58	2
KENDALL	16180177	6/9/2011	63.66	63.66		63.66	2
KEY SURGICAL	390321	7/19/2011	30.00	30.00		30.00	1
KEY SURGICAL	390321	7/19/2011	87.50	87.50		87.50	1
KEY SURGICAL	390321	7/19/2011	4.00	4.00		4.00	1
KEY SURGICAL	390621	7/20/2011	175.00	175.00		175.00	1
KEY SURGICAL	390621	7/20/2011	4.00	4.00		4.00	1
KEYSTONE FIRE	97821	7/1/2011	3,838.00	3,838.00		3,838.00	2
KEYSTONE FIRE	97821	7/1/2011	8.00	8.00		8.00	2
LANGUAGE LINE	2744308	5/31/2011	96.19	96.19		96.19	3
LEVEL 3	104287642	7/20/2011	0.01	0.01		0.01	1
LIBERTY PRESS	28704	6/27/2011	975.00	975.00		975.00	2
LINDE, INC	43690765	6/12/2011	2,201.58	2,201.58		2,201.58	2
LINDE, INC	43690765	6/12/2011	125.00	125.00		125.00	2
LUMITEX INC	183942	6/9/2011	598.00	598.00		598.00	2
M.LECO & ASSOC	8204	5/31/2011	450.39	450.39		450.39	3
MACKIN MEDICA	102960	7/26/2011	890.00	890.00		890.00	1
MALLINCKRODT	15269857	6/14/2011	361.02	361.02		361.02	2
MALLINCKRODT	15269857	6/14/2011	35.00	35.00		35.00	2
MALLINCKRODT	15269858	6/14/2011	180.51	180.51		180.51	2
MALLINCKRODT	15269858	6/14/2011	35.00	35.00		35.00	2
MAQUET CARDIO	2690207512	6/16/2011	1,455.00	1,455.00		1,455.00	2
MAQUET CARDIO	2690211844	6/28/2011	132.00	132.00		132.00	2
MAQUET CARDIO	2690211844	6/28/2011	11.00	11.00		11.00	2
MAQUET CARDIO	2690216445	7/12/2011	1,455.00	1,455.00		1,455.00	1
MAQUET CARDIO	2690218080	7/15/2011	132.00	132.00		132.00	1
MAQUET CARDIO	2690218080	7/15/2011	11.00	11.00		11.00	1
MCMMASTER-CARR	88777395	6/23/2011	533.54	533.54		533.54	2
MCMMASTER-CARR	88777395	6/23/2011	7.57	7.57		7.57	2
MCMMASTER-CARR	88777480	6/23/2011	310.38	310.38		310.38	2
MCMMASTER-CARR	88777480	6/23/2011	7.26	7.26		7.26	2
MCMMASTER-CARR	88779084	6/23/2011	533.46	533.46		533.46	2
MCMMASTER-CARR	88823526	6/23/2011	521.36	521.36		521.36	2
MCMMASTER-CARR	88823526	6/23/2011	8.49	8.49		8.49	2
MED STAFF, IN	006200-335	4/17/2011	460.50	460.50		460.50	4
MED STAFF, IN	HW7111205	4/24/2011	640.00	640.00		640.00	4
MED STAFF, IN	HW22111206	5/29/2011	512.00	512.00		512.00	3
MED STAFF, IN	HW22111206	5/29/2011	616.00	616.00		616.00	3
MED STAFF, IN	HW22111206	5/29/2011	796.50	796.50		796.50	3
MED STAFF, IN	HW23111208	6/5/2011	512.00	512.00		512.00	2
MED STAFF, IN	HW23111208	6/5/2011	168.00	168.00		168.00	2
MED STAFF, IN	HW26111201	6/26/2011	820.00	820.00		820.00	2
MED STAFF, IN	HW26111201	6/26/2011	512.00	512.00		512.00	2
MEDCOMP	393926	6/7/2011	760.00	760.00		760.00	2
MEDCOMP	396891	6/27/2011	380.00	380.00		380.00	2
MEDCOMP	398858	7/11/2011	380.00	380.00		380.00	1
MEDCOMP	399023	7/12/2011	380.00	380.00		380.00	1
MEDICAL TRANS	303	6/15/2011	4,294.13	4,294.13		4,294.13	2
MEDICAL TRANS	344	7/15/2011	4,613.65	4,613.65		4,613.65	1
MEDLAB LOGIST	BLOOD BANK	6/15/2011	146.51	146.51		146.51	2
MEDLAB LOGIST	BLOOD BANK	6/15/2011	37.17	37.17		37.17	2
MEDLAB LOGIST	BLOOD BANK	7/6/2011	172.22	172.22		172.22	1
MEDLAB LOGIST	BLOOD BANK	7/13/2011	89.34	89.34		89.34	1
MEDLAB LOGIST	BLOOD BANK	7/26/2011	69.34	69.34		69.34	1
MEDLINE INDUS	1047276765	3/5/2011	2,403.60	2,403.60		2,403.60	5
MEDLINE INDUS	104811541	6/17/2011	1,602.40	1,602.40		1,602.40	2
MEDRAD INC	138856218	6/13/2011	1,320.06	1,320.06		1,320.06	2
MEDSPEC LLC	4430	5/18/2011	186.00	186.00		186.00	3
MEDSPEC LLC	4430	5/18/2011	44.15	44.15		44.15	3
MEDTRONIC USA	2506467135	6/9/2011	1,870.00	1,870.00		1,870.00	2
MEDTRONIC USA	2506507470	6/14/2011	384.00	384.00		384.00	2

LOWER BUCKS HOSPITAL  
 ACCOUNTS PAYABLE LISTING  
 31-Jul-11

vndr name	inv no	inv date	gross amt	gross paic net amt	net paid	net bal	AgedBucket
MEDTRONIC USA	2506537089	6/24/2011	48.00	48.00	48.00	48.00	2
MEDTRONIC USA	2506551440	6/27/2011	192.00	192.00	192.00	192.00	2
MEDTRONIC USA	2506558308	6/28/2011	887.00	887.00	887.00	887.00	2
MEDTRONIC USA	C250655144	0 07/19/11	(192.00)	(192.00)		(192.00)	1
MEDTRONIC USA	C250650747	0 07/27/11	(384.00)	(384.00)		(384.00)	1
MEDTRONIC USA	C250655830	8 07/19/11	(887.00)	(887.00)		(887.00)	1
MERIT MEDICAL	CNC41585	4/30/2010	(350.00)	(350.00)		(350.00)	5
MERIT MEDICAL	PREPAY PO#	7/2/2010	167.50	167.50	167.50	167.50	5
MERIT MEDICAL	2355406	5/12/2011	125.00	125.00	125.00	125.00	3
MERIT MEDICAL	2355407	5/12/2011	2,725.00	2,725.00	2,725.00	2,725.00	3
MERIT MEDICAL	2367857	5/27/2011	800.00	800.00	800.00	800.00	3
MERIT MEDICAL	2383353	6/16/2011	83.75	83.75	83.75	83.75	2
MERIT MEDICAL	2402794	7/11/2011	1,083.75	1,083.75	1,083.75	1,083.75	1
MERIT MEDICAL	2403957	7/12/2011	83.75	83.75	83.75	83.75	1
MERIT MEDICAL	2413193	7/22/2011	1,083.75	1,083.75	1,083.75	1,083.75	1
MERIT MEDICAL	2144504-FG	T 08/18/10	192.57	192.57	192.57	192.57	5
MICROAIRE	1306429	6/7/2011	63.00	63.00	63.00	63.00	2
MICROAIRE	1306666	6/8/2011	154.80	154.80	154.80	154.80	2
MICROAIRE	1306952	6/9/2011	18.00	18.00	18.00	18.00	2
MICROAIRE	1306952	6/9/2011	18.00	18.00	18.00	18.00	2
MICROAIRE	1308701	6/17/2011	68.40	68.40	68.40	68.40	2
MICROAIRE	C1308701 C	C 07/20/11	(68.40)	(68.40)		(68.40)	1
MICROAIRE	C1308952 C	C 07/27/11	(36.00)	(36.00)		(36.00)	1
MICROAIRE	C1308888 C	C 08/02/11	(154.80)	(154.80)		(154.80)	1
MICROTEK MEDI	2636240	7/1/2011	118.77	118.77	118.77	118.77	2
MOLENAAR GREE	2011850	6/5/2011	502.00	502.00	502.00	502.00	2
MOORE WALLACE	100754566	6/8/2011	528.00	528.00	528.00	528.00	2
MOORE WALLACE	146840035	6/13/2011	186.60	186.60	186.60	186.60	2
MOORE WALLACE	73961160	6/27/2011	298.30	298.30	298.30	298.30	2
MSC INDUSTRIA	18318611	6/22/2011	51.66	51.66	51.66	51.66	2
MSC INDUSTRIA	19874351	6/28/2011	71.19	71.19	71.19	71.19	2
MSC INDUSTRIA	19874361	6/30/2011	8.30	8.30	8.30	8.30	2
MSDS ONLINE I	407011	6/8/2011	2,499.00	2,499.00	2,499.00	2,499.00	2
MTF	PREPAY PO#	5/6/2010	750.26	750.26	750.26	750.26	5
MTF	PREPAY PO#	5/6/2010	866.87	866.87	866.87	866.87	5
MTF	PREPAY PO#	5/11/2010	564.64	564.64	564.64	564.64	5
MTF	PREPAY PO#	5/11/2010	777.40	777.40	777.40	777.40	5
MTF	PREPAY PO#	5/11/2010	1,946.48	1,946.48	1,946.48	1,946.48	5
NEWARK	20537090	5/5/2011	413.92	413.92	413.92	413.92	4
NEWARK	20537090	5/5/2011	17.93	17.93	17.93	17.93	4
NEWMATIC	W8269	6/27/2011	69.00	69.00	69.00	69.00	2
NEWMATIC	W8269	6/27/2011	5.00	5.00	5.00	5.00	2
NUANCE COMMUN	20006538	6/17/2011	139.92	139.92	139.92	139.92	2
OFFICE BASICS	1785579	2/11/2011	150.22	150.22	150.22	150.22	6
OFFICE BASICS	1786694	2/14/2011	1,375.00	1,375.00	1,375.00	1,375.00	5
OLYMPUS AMERI	12628920R	6/9/2011	159.00	159.00	159.00	159.00	2
OLYMPUS AMERI	11992226 R	1 09/28/10	2,400.22	2,400.22	2,400.22	2,400.22	5
OLYMPUS AMERI	12027635 R	1 10/12/10	4.30	4.30	4.30	4.30	5
OLYMPUS AMERI	C12274561	R 01/20/11	(80.05)	(80.05)		(80.05)	5
OLYMPUS AMERI	C12036597	R 10/14/10	(2,370.00)	(2,370.00)		(2,370.00)	5
ORASURE TECHN	90096480	7/12/2011	625.00	625.00	625.00	625.00	1
ORKIN	45768	6/1/2011	550.00	550.00	550.00	550.00	3
ORTHO REHAB	998256	6/6/2011	19.80	19.80	19.80	19.80	2
ORTHO REHAB	998256	6/6/2011	6.88	6.88	6.88	6.88	2
ORTHO-CLINICA	905358.52	5/5/2011	153.65	153.65	153.65	153.65	4
ORTHO-CLINICA	905358.52	5/5/2011	74.23	74.23	74.23	74.23	4
ORTHO-CLINICA	905519833	6/1/2011	1,071.00	1,071.00	1,071.00	1,071.00	3
ORTHO-CLINICA	905519833	6/1/2011	66.35	66.35	66.35	66.35	3
ORTHO-CLINICA	905528974	6/2/2011	245.74	245.74	245.74	245.74	3
ORTHO-CLINICA	905568387	6/7/2011	1,202.91	1,202.91	1,202.91	1,202.91	2
ORTHO-CLINICA	905568387	6/7/2011	125.01	125.01	125.01	125.01	2
ORTHO-CLINICA	905578054	6/9/2011	2,161.80	2,161.80	2,161.80	2,161.80	2
ORTHO-CLINICA	905578054	6/9/2011	80.24	80.24	80.24	80.24	2
ORTHO-CLINICA	905587047	6/10/2011	229.50	229.50	229.50	229.50	2
ORTHO-CLINICA	905587047	6/10/2011	19.73	19.73	19.73	19.73	2
ORTHO-CLINICA	905587048	6/10/2011	254.96	254.96	254.96	254.96	2
ORTHO-CLINICA	905587048	6/10/2011	21.94	21.94	21.94	21.94	2
ORTHO-CLINICA	905612763	6/14/2011	254.20	254.20	254.20	254.20	2
ORTHO-CLINICA	905612763	6/14/2011	100.20	100.20	100.20	100.20	2
ORTHO-CLINICA	905617123	6/15/2011	757.26	757.26	757.26	757.26	2
ORTHO-CLINICA	905620441	6/15/2011	198.45	198.45	198.45	198.45	2
ORTHO-CLINICA	905620442	6/15/2011	488.60	488.60	488.60	488.60	2

LOWER BUCKS HOSPITAL  
 ACCOUNTS PAYABLE LISTING  
 31-Jul-11

vndr name	inv no	inv date	gross amt	gross paic net amt	net paid	net bal	AgedBucket
ORTHO-CLINICA	905623107	6/15/2011	497.08	497.08	497.08	497.08	2
ORTHO-CLINICA	905623107	6/15/2011	126.54	126.54	126.54	126.54	2
ORTHO-CLINICA	905628955	6/16/2011	228.90	228.90	228.90	228.90	2
ORTHO-CLINICA	905631740	6/16/2011	210.80	210.80	210.80	210.80	2
ORTHO-CLINICA	905684437	6/24/2011	633.80	633.80	633.80	633.80	2
ORTHO-CLINICA	905684438	6/24/2011	104.12	104.12	104.12	104.12	2
ORTHO-CLINICA	905701440	6/28/2011	899.28	899.28	899.28	899.28	2
ORTHO-CLINICA	905701440	6/28/2011	18.15	18.15	18.15	18.15	2
ORTHO-CLINICA	905723588	6/29/2011	245.74	245.74	245.74	245.74	2
ORTHO-CLINICA	905808533	7/13/2011	604.00	604.00	604.00	604.00	1
ORTHO-CLINICA	905846334	7/20/2011	364.06	364.06	364.06	364.06	1
ORTHO-CLINICA	905846335	7/20/2011	2,078.75	2,078.75	2,078.75	2,078.75	1
ORTHO-CLINICA	905857065	7/20/2011	633.80	633.80	633.80	633.80	1
ORTHO-CLINICA	905857067	7/20/2011	961.86	961.86	961.86	961.86	1
ORTHO-CLINICA	905857068	7/20/2011	104.12	104.12	104.12	104.12	1
PACS	13994	5/6/2011	456.00	456.00	456.00	456.00	3
PACS	14618	6/29/2011	2,721.00	2,721.00	2,721.00	2,721.00	2
PARTS EXPRESS	3184094	6/10/2011	989.22	989.22	989.22	989.22	2
PARTS EXPRESS	3193617	6/21/2011	188.50	188.50	188.50	188.50	2
PECO	Jun-11	7/6/2011	46.09	46.09	46.09	46.09	1
PECO ENERGY	May-11	6/2/2011	79,991.43	79,991.43	79,991.43	79,991.43	3
PECO ENERGY	Jun-11	6/30/2011	66.53	66.53	66.53	66.53	2
PECO ENERGY	Jun-11	6/30/2011	13,896.65	13,896.65	13,896.65	13,896.65	2
PECO ENERGY	Jun-11	6/30/2011	36.11	36.11	36.11	36.11	2
PECO ENERGY	Jun-11	6/30/2011	588.38	588.38	588.38	588.38	2
PECO ENERGY	Jun-11	7/1/2011	470.43	470.43	470.43	470.43	2
PECO ENERGY	Jun-11	7/1/2011	89,627.08	89,627.08	89,627.08	89,627.08	2
PECO ENERGY	Jun-11	7/6/2011	39.78	39.78	39.78	39.78	1
PECO ENERGY	Jun-11	7/6/2011	450.29	450.29	450.29	450.29	1
PECO ENERGY	Jun-11	7/6/2011	2,387.45	2,387.45	2,387.45	2,387.45	1
PECO ENERGY	Jun-11	7/6/2011	287.06	287.06	287.06	287.06	1
PECO ENERGY	Jun-11	7/6/2011	267.67	267.67	267.67	267.67	1
PECO ENERGY	Jun-11	7/7/2011	35.37	35.37	35.37	35.37	1
PEOPLE SYSTEM	0388714-IN	7/1/2011	1,250.00	1,250.00	1,250.00	1,250.00	2
PHILIP ROSENA	450127-00	6/24/2011	63.70	63.70	63.70	63.70	2
PHILIP ROSENA	450127-00	6/24/2011	1,198.73	1,198.73	1,198.73	1,198.73	2
PHILIP ROSENA	450127-00	6/24/2011	4.50	4.50	4.50	4.50	2
PHILIP ROSENA	451254-00	6/27/2011	507.24	507.24	507.24	507.24	2
PHILIP ROSENA	451254-00	6/27/2011	4.50	4.50	4.50	4.50	2
PHILIP ROSENA	452004-00	6/29/2011	289.44	289.44	289.44	289.44	2
PHILIP ROSENA	452004-00	6/29/2011	4.50	4.50	4.50	4.50	2
PHILIP ROSENA	452089-00	7/1/2011	1,154.85	1,154.85	1,154.85	1,154.85	2
PHILIP ROSENA	453623-00	7/11/2011	618.24	618.24	618.24	618.24	1
PHILIP ROSENA	453623-00	7/11/2011	4.50	4.50	4.50	4.50	1
PHILIP ROSENA	453623-01	7/13/2011	22.20	22.20	22.20	22.20	1
PHILIP ROSENA	453628-00	7/15/2011	1,145.62	1,145.62	1,145.62	1,145.62	1
PHILIP ROSENA	453628-00	7/15/2011	4.50	4.50	4.50	4.50	1
PHILIP ROSENA	455076-00	7/18/2011	640.44	640.44	640.44	640.44	1
PHILIP ROSENA	455076-00	7/18/2011	4.50	4.50	4.50	4.50	1
PHILIP ROSENA	456430-00	7/22/2011	44.35	44.35	44.35	44.35	1
PHILIPS MEDIC	922846788	6/30/2011	1,023.23	1,023.23	1,023.23	1,023.23	2
PHILIPS MEDIC	922646788	6/30/2011	64.00	64.00	64.00	64.00	2
PINNACLE	Jun-11	6/1/2011	141,666.67	141,666.67	141,666.67	141,666.67	2
PINNACLE	Jul-11	7/1/2011	141,666.67	141,666.67	141,666.67	141,666.67	1
PITNEY BOWES	615216	7/16/2011	252.00	252.00	252.00	252.00	1
PLUMBMASTER	IN-0063132	5/06/2011	357.78	357.78	357.78	357.78	2
POLYMEDCO, IN	978855	6/23/2011	160.68	160.68	160.68	160.68	2
POLYMEDCO, IN	978855	6/23/2011	371.91	371.91	371.91	371.91	2
POLYMEDCO, IN	978855	6/23/2011	18.00	18.00	18.00	18.00	2
POSEY COMPANY	873584-1	6/10/2011	386.10	386.10	386.10	386.10	2
POSEY COMPANY	877298-2	6/24/2011	386.10	386.10	386.10	386.10	2
POSEY COMPANY	878734-2	6/30/2011	279.25	279.25	279.25	279.25	2
QUEST DIAGNOS	9138842733	6/27/2011	10,781.10	10,781.10	10,781.10	10,781.10	2
QUEST DIAGNOS	9138842750	6/27/2011	13,870.20	13,870.20	13,870.20	13,870.20	2
R WOLF	PO 231336	3/15/2011	250.00	250.00	250.00	250.00	5
R WOLF	C5476	6/20/2011	(586.50)	(586.50)	(586.50)	(586.50)	2
RCM TECH	70532955	7/6/2011	2,125.00	2,125.00	2,125.00	2,125.00	1
RCM TECH	70533970	7/13/2011	2,062.50	2,062.50	2,062.50	2,062.50	1
RESPITECH MED	137640	3/10/2011	47.50	47.50	47.50	47.50	5
RESPITECH MED	140480	6/10/2011	2,366.50	2,366.50	2,366.50	2,366.50	2
RESPITECH MED	140498	6/13/2011	340.00	340.00	340.00	340.00	2
RESPITECH MED	141190	7/7/2011	70.00	70.00	70.00	70.00	1



LOWER BUCKS HOSPITAL  
 ACCOUNTS PAYABLE LISTING  
 31-Jul-11

vndr name	inv no	inv date	gross amt	gross paid	net amt	net paid	net bal	AgedBucket
RESPITECH MED	141353	7/14/2011	120.00		120.00		120.00	1
R-MED, INC.	17769	6/16/2011	540.00		540.00		540.00	2
R-MED, INC.	17769	6/16/2011	6.03		6.03		6.03	2
S&S CLEANING	9783	6/30/2011	200.00		200.00		200.00	2
SANOFI PASTEU	4466841	6/24/2011	851.02		851.02		851.02	2
SANOFI PASTEU	4469318	7/5/2011	2,208.57		2,208.57		2,208.57	1
SANOFI PASTEU	44699318	7/5/2011	2,208.57		2,208.57		2,208.57	1
SANOFI PASTEU	98612988	7/5/2011	2,208.57		2,208.57		2,208.57	1
SDT	49585	7/20/2011	3,375.00		3,375.00		3,375.00	1
SHARE CORP	779148	6/10/2011	396.20		396.20		396.20	2
SHARE CORP	779148	6/10/2011	17.56		17.56		17.56	2
SHARE CORP	780234	6/23/2011	210.00		210.00		210.00	2
SHARE CORP	780234	6/23/2011	24.48		24.48		24.48	2
SHARE CORP	781432	7/7/2011	210.00		210.00		210.00	1
SHARE CORP	781432	7/7/2011	24.48		24.48		24.48	1
SHRED-IT PHIL	55269725	6/9/2011	214.75		214.75		214.75	2
SHRED-IT PHIL	55269727	6/23/2011	117.97		117.97		117.97	2
SHRED-IT PHIL	55269730	7/14/2011	117.97		117.97		117.97	1
SHRED-IT PHIL	55269731	7/21/2011	260.71		260.71		260.71	1
SIEMENS MEDIC	95551441	6/28/2011	11,672.17		11,672.17		11,672.17	2
SIEMENS MEDIC	3679440104	0 05/12/11	5,500.00		5,500.00		5,500.00	3
SMITH & NEPHE	98491329	6/27/2011	330.97		330.97		330.97	2
SMITHS MEDICA	12332508	6/8/2011	374.85		374.85		374.85	2
SMITHS MEDICA	12336727	6/10/2011	599.49		599.49		599.49	2
SMITHS MEDICA	12337919	6/13/2011	146.72		146.72		146.72	2
SMITHS MEDICA	12355003	8/27/2011	1,332.20		1,332.20		1,332.20	2
SMITHS MEDICA	12355004	6/27/2011	333.05		333.05		333.05	2
SMITHS MEDICA	12355004	6/27/2011	53.88		53.88		53.88	2
SMITHS MEDICA	C12355003	C 07/19/11	(1,332.20)		(1,332.20)		(1,332.20)	1
SMITHS MEDICA	C12355004	C 07/19/11	(386.93)		(386.93)		(386.93)	1
SMITHS MEDICA	C12337919	C 07/27/11	(146.72)		(146.72)		(146.72)	1
SOTA	395735	6/17/2011	80.00		80.00		80.00	2
SOURCEONE HEA	3009375150	7/1/2011	98.30		98.30		98.30	2
SOURCEONE HEA	C300931771	1 07/07/11	(0.01)		(0.01)		(0.01)	1
SOURCEONE HEA	3009314821	2 05/16/11	147.45		147.45		147.45	3
SOURCEONE HEA	3009314272	3 05/06/11	34.36		34.36		34.36	3
SOURCEONE HEA	3009316739	3 06/20/11	549.18		549.18		549.18	2
SOURCEONE HEA	3009317711	4 07/07/11	208.50		208.50		208.50	1
SOURCEONE HEA	3009317831	5 07/11/11	17.18		17.18		17.18	1
SOURCEONE HEA	3009317128	6 06/27/11	65.28		65.28		65.28	2
SOURCEONE HEA	3009317831	6 07/11/11	147.45		147.45		147.45	1
SOURCEONE HEA	3009316739	9 06/20/11	1,172.11		1,172.11		1,172.11	2
SOURCEONE HEA	3009316739	9 06/20/11	91.56		91.56		91.56	2
SOURCEONE HEA	3009316739	9 06/20/11	499.74		499.74		499.74	2
SOURCEONE HEA	3009317127	9 06/27/11	85.17		85.17		85.17	2
SOURCEONE HEA	3009317127	9 06/27/11	33.34		33.34		33.34	2
SOURCEONE HEA	3009317514	9 07/01/11	1,172.11		1,172.11		1,172.11	2
SOURCEONE HEA	3009317514	9 07/01/11	32.64		32.64		32.64	2
SOURCEONE HEA	3009317514	9 07/01/11	498.03		498.03		498.03	2
SOURCEONE HEA	3009317514	9 07/01/11	70.32		70.32		70.32	2
ST JUDE	9001851106	7/18/2011	2,541.00		2,541.00		2,541.00	1
ST JUDE	PO 234125	7/25/2011	33,600.00		33,600.00		33,600.00	1
ST JUDE	PO 234251	8/2/2011	8,385.00		8,385.00		8,385.00	1
ST JUDE	PO 234252	8/2/2011	36,650.00		36,650.00		36,650.00	1
STERICYCLE IN	1002590450	5/31/2011	1,782.97		1,782.97		1,782.97	3
STERICYCLE IN	1002592020	5/31/2011	2,692.30		2,692.30		2,692.30	3
SYNTHES	12907951RI	5/6/2011	204.24		204.24		204.24	3
SYNTHES	13034014RI	6/21/2011	574.08		574.08		574.08	2
SYNTHES	13034118RI	6/21/2011	1,052.48		1,052.48		1,052.48	2
SYNTHES	13034118RI	6/21/2011	2,460.08		2,460.08		2,460.08	2
SYNTHES	13092675RI	7/12/2011	1,177.60		1,177.60		1,177.60	1
SYNTHES	13092675RI	7/12/2011	2,113.24		2,113.24		2,113.24	1
SYNTHES	13093133RI	7/12/2011	1,425.08		1,425.08		1,425.08	1
SYNTHES	13093133RI	7/12/2011	672.06		672.06		672.06	1
TALX CORPORAT	881635	7/11/2011	72.50		72.50		72.50	1
TARGET SURGIC	1100	7/21/2011	585.40		585.40		585.40	1
TARGET SURGIC	1100	7/21/2011	17.00		17.00		17.00	1
TELCOVE OPERA	104283010	7/20/2011	2,589.37		2,589.37		2,589.37	1
TELCOVE OPERA	104283994	7/20/2011	36.82		36.82		36.82	1
TELCOVE OPERA	C104283010	7/20/2011	(0.03)		(0.03)		(0.03)	1
TELE SUPPLY C	75910AZ-IN	6/20/2011	7.91		7.91		7.91	2
TELE SUPPLY C	75910AZ-IN	6/20/2011	359.00		359.00		359.00	2

LOWER BUCKS HOSPITAL  
 ACCOUNTS PAYABLE LISTING  
 31-Jul-11

vndr name	inv no	inv date	gross amt	gross paid	net amt	net paid	net bal	AgedBucket
TOSHIBA AMERI	2494194	7/1/2011	12,519.07		12,519.07		12,519.07	2
TREK DIAG SYS	217985	6/6/2011	680.00		680.00		680.00	2
TREK DIAG SYS	217985	6/6/2011	1,001.55		1,001.55		1,001.55	2
TREK DIAG SYS	218590	6/13/2011	1,700.00		1,700.00		1,700.00	2
TREK DIAG SYS	218590	6/13/2011	212.19		212.19		212.19	2
TREK DIAG SYS	218590	6/13/2011	211.25		211.25		211.25	2
TRISTAR-IMAGI	74573	6/13/2011	211.25		211.25		211.25	2
UASI	50193	4/30/2011	15,756.00		15,756.00		15,756.00	4
UNIVERSAL HOS	2712423	6/6/2011	797.76		797.76		797.76	2
UNIVERSAL HOS	2712423	6/6/2011	1,270.00		1,270.00		1,270.00	2
UNIVERSAL HOS	2712423	6/6/2011	550.00		550.00		550.00	2
UTAH MED PROD	739818	6/8/2011	150.00		150.00		150.00	2
UTAH MED PROD	739818	6/8/2011	6.81		6.81		6.81	2
UTAH MED PROD	740793	6/16/2011	295.00		295.00		295.00	2
UTAH MED PROD	740793	6/16/2011	8.63		8.63		8.63	2
VISCOT MEDICA	92249	7/7/2011	195.00		195.00		195.00	1
VISCOT MEDICA	92249	7/7/2011	8.00		8.00		8.00	1
VTECH	9838	7/25/2011	1,527.62		1,527.62		1,527.62	1
W L GORE	PO 231808	6/6/2011	13,055.00		13,055.00		13,055.00	2
W L GORE	PO 233335	7/13/2011	26,085.00		26,085.00		26,085.00	1
W L GORE	C12567818	C 07/27/11	(1,028.00)		(1,028.00)		(1,028.00)	1
WASTE MANAGEM	1714132-24	4 07/01/11	459.06		459.06		459.06	2
WASTE MANAGEM	1714139-24	4 07/01/11	3,328.41		3,328.41		3,328.41	2
WASTE MANAGEM	1715046-24	4 07/15/11	279.72		279.72		279.72	1
WELLSOFT	5395	6/24/2011	155,518.00		155,518.00		155,518.00	2
WELLSOFT	5402	6/27/2011	49,580.56		49,580.56		49,580.56	2
WELLSOFT	5434	7/8/2011	2,124.00		2,124.00		2,124.00	1
ZACK PROD	96098	2/10/2011	101.15		101.15		101.15	5
ZACK PROD	96263	4/4/2011	270.00		270.00		270.00	5
ZACK PROD	96263	4/4/2011	31.55		31.55		31.55	5
ZACK PROD	96335	4/26/2011	180.00		180.00		180.00	4
ZACK PROD	96335	4/26/2011	21.50		21.50		21.50	4
ZIMMER USA	48528	7/7/2011	419.28		419.28		419.28	1
ZIMMER USA	48528	7/7/2011	10.01		10.01		10.01	1
			3,253,979.99		3,253,979.99		3,253,979.99	

In re Lower Bucks Hospital  
Debtor

Case No. 10-10239-ELF (Jointly Administered)  
Reporting Period: July 01 - July 31, 2011

**ACCOUNTS RECEIVABLE RECONCILIATION AND AGING**

Accounts Receivable Reconciliation		Amount	
Total Accounts Receivable at the beginning of the reporting period			
+ Amounts billed during the period	"See Schedule Attached"		
- Amounts collected during the period			
Total Accounts Receivable at the end of the reporting period			
Accounts Receivable Aging		Amount	
0 - 30 days old			
31 - 60 days old			
61 - 90 days old			
91+ days old			
Total Accounts Receivable			
Amount considered uncollectible (Bad Debt)			
Accounts Receivable (Net)			

**DEBTOR QUESTIONNAIRE**

Must be completed each month	Yes	No
1. Have any assets been sold or transferred outside the normal course of business this reporting period? If yes, provide an explanation below.		X
2. Have any funds been disbursed from any account other than a debtor in possession account this reporting period? If yes, provide an explanation below.		X
3. Have all postpetition tax returns been timely filed? If no, provide an explanation below.	X	
4. Are workers compensation, general liability and other necessary insurance coverages in effect? If no, provide an explanation below.	X	
5. Has any bank account been opened during the reporting period? If yes, provide documentation identifying the opened account(s). If an investment account has been opened provide the required documentation pursuant to the Delaware Local Rule 4001-3.		X

Lower Bucks Hospital  
Net Accounts Receivable Value

As of July 31, 2011

**UnBilled Accounts Receivable**

		AR Value	Reserve	Net Receivable
Inhouse Accounts Receivable	1	\$ 3,715,982	\$ (3,158,585)	\$ 557,397
Discharge not Final Billed	1	5,201,992	(4,421,693)	780,299
<b>Total Unbilled Accounts Receivable</b>	<b>1</b>	<b>8,917,974</b>	<b>(7,580,278)</b>	<b>1,337,696</b>

**Billed Accounts Receivable**

<b>Inpatient Billed Receivables</b>				
Blue Cross	3	1,002,510	(446,518)	555,992
Medicare	3	994,176	(349,247)	644,929
Medical Assistance	3	2,042,500	(1,234,298)	808,201
Other Insurance	3,4	1,804,297	(1,120,838)	683,459
Workers Compensation		106,148	(75,393)	30,755
Greater Atlantic		(13,607)	13,607	-
Healthpartners / Americhoice		174,934	(13,513)	161,422
Keystone	3	498,087	(138,767)	359,320
Auto		28,967	(27,519)	1,448
Cigna HMO		71,951	(42,338)	29,613
Mercy Health Plan	3	577,605	(353,998)	223,607
Aetna	3	483,488	(163,856)	319,632
Other HMO, FC I	3	695,725	(440,199)	255,526
After Insurance		959	(845)	114
All Other Insurances	3	85,630	(37,048)	48,583
Self Pay Balances	4	12,108,833	(11,745,568)	363,265
<b>Total Inpatient Billed Recievables</b>		<b>20,662,204</b>	<b>(16,176,338)</b>	<b>4,485,866</b>

<b>Outpatient</b>				
Blue Cross		2,046,512	(1,315,999)	730,513
Medicare	3	3,374,216	(2,187,410)	1,186,806
Medical Assistance		397,895	(265,686)	132,209
Other Insurance	4	821,844	(522,149)	299,695
Workers Compensation	2	722,561	(486,131)	236,430
Greater Atlantic		-	-	-
Healthpartners / Americhoice		515,210	(345,910)	169,300
Keystone		1,905,028	(1,318,628)	586,399
Auto	2	368,115	(228,216)	139,899
Cigna HMO		368,312	(240,086)	128,226
Mercy Health Plan		1,448,718	(956,489)	492,229
Aetna		1,347,073	(878,758)	468,315
Other HMO, FC I		1,422,559	(944,395)	478,165
After Insurance		157	(138)	19
All Other Insurances		208,470	(138,434)	70,036
Self Pay Balances	4	9,382,864	(8,913,721)	469,143
<b>Total Outpatient Billed Recievables</b>		<b>24,329,535</b>	<b>(18,742,150)</b>	<b>5,587,385</b>
<b>Total Billed Receivables</b>		<b>44,991,739</b>	<b>(34,918,488)</b>	<b>10,073,251</b>

Home Care Receivable at Net		590,196	(129,796)	460,400
Outpatient Revenue Accrual	2	1,357,345	(1,155,497)	201,849
Physician Practice Receivable	2	-	-	-
Nurse Practitioners Receivable		-	-	-
Adjustment		-	-	-
Inpatient Cash Clearing		-	-	-
Outpatient Unposted Cash		(772,019)	-	(772,019)
Outpatient Adjustment		-	-	-
Hyper Ox Adjustment		-	-	-
Accounts Receivable Refund Account		1,145,993	-	1,145,993
<b>Total Other Items</b>		<b>2,321,515</b>	<b>(1,285,293)</b>	<b>1,036,222</b>
<b>Total All Items</b>		<b>\$ 56,231,228</b>	<b>\$ (43,784,059)</b>	<b>\$ 12,447,170</b>