

UNITED STATES BANKRUPTCY COURT
EASTERN DISTRICT OF PENNSYLVANIA

In re Lower Bucks Hospital

Case No. 10-10239-ELF (Jointly Administered)
Reporting Period.: May 01 - May 31, 2011


MONTHLY OPERATING REPORT

File with Court and submit copy to United States Trustee within 20 days after end of month.

Submit copy of report to any official committee appointed in the case.

REQUIRED DOCUMENTS	Form No.	Document	Explanation	Affidavit/Supplement
		Attached	Attached	Attached
Schedule of Cash Receipts and Disbursements	MOR-1	X		
Bank Reconciliation (or copies of debtor's bank reconciliations)	MOR-1a	X		
Schedule of Professional Fees Paid	MOR-1b	X		
Copies of bank statements		X		
Cash disbursements journals		X		
Statement of Operations	MOR-2	X		
Balance Sheet	MOR-3	X		
Status of Postpetition Taxes	MOR-4	X		
Copies of IRS Form 6123 or payment receipt		X		
Copies of tax returns filed during reporting period		X		
Summary of Unpaid Postpetition Debts	MOR-4	X		
Listing of aged accounts payable	MOR-4	X		
Accounts Receivable Reconciliation and Aging	MOR-5	X		
Debtor Questionnaire	MOR-5	X		

I declare under penalty of perjury (28 U.S.C. Section 1746) that this report and the attached documents are true and correct to the best of my knowledge and belief.



Signature of Debtor

7/7/11

Date

Signature of Joint Debtor

Date

Signature of Authorized Individual*

Date

Printed Name of Authorized Individual

Title of Authorized Individual

*Authorized individual must be an officer, director or shareholder if debtor is a corporation; a partner if debtor is a partnership; a manager or member if debtor is a limited liability company.

In re Lower Bucks Hospital
Debtor

Case No. 10-10239-ELF (Jointly Administered)
Reporting Period: May 01 - May 31, 2011

SCHEDULE OF CASH RECEIPTS AND DISBURSEMENTS

Amounts reported should be per the debtor's books, not the bank statement. The beginning cash should be the ending cash from the prior month or, if this is the first report, the amount should be the balance on the date the petition was filed. The amounts reported in the "CURRENT MONTH - ACTUAL" column must equal the sum of the four bank account columns. The amounts reported in the "PROJECTED" columns should be taken from the SMALL BUSINESS INITIAL REPORT (FORM IR-1). Attach copies of the bank statements and the cash disbursements journal. The total disbursements listed in the disbursements journal must equal the total disbursements reported on this page. A bank reconciliation must be attached for each account. [See MOR-1 (CONT)]

	BANK ACCOUNTS				CURRENT MONTH		CUMULATIVE TO DATE	
	CHASE	WELLS FARGO	PNC	CITIBANK	ACTUAL	PROJECTED	ACTUAL	PROJECTED
CASH BEGINNING OF MONTH								
RECEIPTS								
CASH SALES								
ACCOUNTS RECEIVABLE								
LOANS AND ADVANCES								
SALE OF ASSETS								
OTHER (ATTACH LIST)								
TRANSFERS (FROM DIP ACCTS)								
TOTAL RECEIPTS								
DISBURSEMENTS								
NET PAYROLL								
PAYROLL TAXES								
SALES, USE, & OTHER TAXES					"See Attached Schedule"			
INVENTORY PURCHASES								
SECURED/ RENTAL/ LEASES								
INSURANCE								
ADMINISTRATIVE								
SELLING								
OTHER (ATTACH LIST)								
OWNER DRAW *								
TRANSFERS (TO DIP ACCTS)								
PROFESSIONAL FEES								
U.S. TRUSTEE QUARTERLY FEES								
COURT COSTS								
TOTAL DISBURSEMENTS								
NET CASH FLOW								
(RECEIPTS LESS DISBURSEMENTS)								
CASH - END OF MONTH								

* COMPENSATION TO SOLE PROPRIETORS FOR SERVICES RENDERED TO BANKRUPTCY ESTATE

THE FOLLOWING SECTION MUST BE COMPLETED

DISBURSEMENTS FOR CALCULATING U.S. TRUSTEE QUARTERLY FEES (FROM CURRENT MONTH ACTUAL COLUMN)	
TOTAL DISBURSEMENTS	\$7,499,407
LESS: TRANSFERS TO DEBTOR IN POSSESSION ACCOUNTS	\$
PLUS: ESTATE DISBURSEMENTS MADE BY OUTSIDE SOURCES (i.e. from escrow accounts)	\$
TOTAL DISBURSEMENTS FOR CALCULATING U.S. TRUSTEE QUARTERLY FEES	\$7,499,407

Lower Bucks Hospital						
Rolling Cash Flow Forecast						
WEEK ENDING		6-May	13-May	20-May	27-May	
CASH START OF WEEK		7,570,949	6,934,419	7,056,228	7,134,622	
CASH INFLOWS:						
A/R COLLECTIONS		1,544,368	1,544,368	1,554,368	1,554,368	
OTHER		32,769	32,769	32,769	32,769	
TOTAL CASH INFLOWS		1,577,137	1,577,137	1,587,137	1,587,137	
CASH OUTFLOWS:						
SALARIES AND WAGES		740,000	745,000	740,000	715,000	
PHYSICIAN FEES		62,313	179,416	114,000	120,253	
SOCIAL SECURITY		57,375	55,463	57,375	55,463	
HOSPITALIZATION		72,500	122,500	72,500	122,500	
OTHER FRINGE BENEFITS		3,500	3,500	84,500	3,500	
MEDICAL/SURGICAL SUPPLIES		104,000	90,000	80,000	97,000	
PROSTHESIS		17,000	13,000	13,000	16,000	
ICD DEVICES		39,000	29,000	37,000	28,000	
OTHER SUPPLIES		55,450	35,250	70,250	50,450	
DRUGS		37,500	40,500	32,500	40,500	
REPAIRS MAINTENANCE		131,790	60,500	35,654	23,500	
UTILITIES		105,600	31,500	6,000	6,000	
INSURANCE		49,181	0	0	0	
OUTSIDE SERVICES		378,500	1,500	77,764	11,500	
AGENCY		18,700	18,700	18,700	18,700	
PROFESS. & TRUSTEE FEES		215,000	0	0	225,000	
OTHER OUTSIDE SERVICES		7,500	7,500	17,500	7,500	
LEASES		66,758	0	0	0	
RENTALS		6,000	6,000	6,000	9,000	
OTHER EXPENSES		21,000	21,000	21,000	21,000	
CONTINGENCIES		25,000	25,000	25,000	25,000	
CASH OUTFLOW OPS.		2,213,667	1,455,328	1,508,743	1,595,846	
NET WEEKLY CASH FLOW		(636,530)	121,809	78,394	(8,708)	
CASH AT END OF WEEK		6,934,419	7,056,228	7,134,622	7,125,913	

In re Lower Bucks Hospital
Debtor

Case No. 10-10239-ELF (Jointly Administered)
Reporting Period: May 01 - May 31, 2011

BANK RECONCILIATIONS

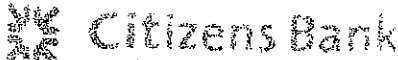
Continuation Sheet for MOR-1

A bank reconciliation must be included for each bank account. The debtor's bank reconciliation may be substituted for this page.

	Operating		Payroll		Tax		Other	
	#		#		#		#	
BALANCE PER BOOKS								
BANK BALANCE								
(+) DEPOSITS IN TRANSIT (ATTACH LIST)								
(-) OUTSTANDING CHECKS (ATTACH LIST)								
OTHER (ATTACH EXPLANATION)								
ADJUSTED BANK BALANCE *								
* Adjusted bank balance must equal balance per books								
DEPOSITS IN TRANSIT	Date	Amount	Date	Amount	Date	Amount	Date	Amount
CHECKS OUTSTANDING	Ck. #	Amount	Ch. #	Amount	Ck. #	Amount	Ck. #	Amount
OTHER								

**Lower Bucks Hospital
Citizens Bank- Sweep Account
As of MAY 31, 2011**

Total per bank statement (SWEEP Account)-5/31/11	4,122,122.83
	4,122,122.83
check # 367383 cleared for 24.11 sb 124.11	(100.00)
Less checks outstanding - Accounts Payable	3,054,318.04
Total Checks Outstanding	3,054,218.04
Add Held Checks	217,637.42
Payroll transfer diff need ach bank	(72,826.05)
ACH taken in error 3/9/11 McKesson also check # 48346	6,893.20
	0.00
Adjusted Bank Statement-5/31/11	1,219,609.36
Total per General Ledger- 5/31/11	1,892,754.24
a/p adjustment needed in g/l investigating	337.76
Dr. Peguero voided check? Oct 10 #366442	5,000.00
ADP fees waiting for backup	(4,941.63)
Wire Blue Cross	(198,972.26)
Transfers not entered-prior month	(16,725.76)
Bank debit card amounts current month	(163,823.20)
wires and manuals not entered	(373,733.11)
adj needed for wire	10,500.00
unreconciled amount	69,213.32
Adjusted General Ledger 5/31/11	1,219,609.36
Difference	-
Prepared by _____	
Approved by - _____	

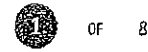


PO Box 7000
 ROP-450
 Providence RI 02940



1-800-862-6200
 Please call us anytime for answers to your questions, account information, current rates or to update your address & phone number.

Commercial Account Statement



Beginning May 01, 2011
 through May 31, 2011

AV 02 030877 21678E115 B**5DGT

 LOWER BUCKS HOSPITAL INC
 SWEEP
 DIP CH 11 CASE #10-10239
 501 BATH RD
 BRISTOL PA 19007-3101

Commercial Checking

US002

SUMMARY

Balance Calculation

Previous Balance	4,927,991.27
Checks	.00 -
Debits	7,282,323.33 -
Deposits & Credits	6,476,454.89 +
Current Balance	4,122,122.83 =

LOWER BUCKS HOSPITAL INC
 SWEEP
 DIP CH 11 CASE #10-10239
 Commercial Checking
 XXXXXX984-8

Previous Balance
 4,927,991.27


TRANSACTION DETAILS

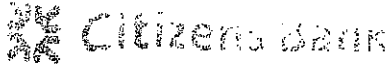
Debits

Other Debits

Date	Amount	Description	
05/02	93,324.04	Transfer To Checking Acct 060 6218439856	Ctztrf
05/02	90,407.90	Online Transfer To Checking 6218439864	
05/02	13,324.12	Online Transfer To Checking 6233192033	
05/02	5,014.00	Online Transfer To Checking 6233192041	
05/02	2,293.30	Online Transfer To Checking 6233192033	
05/02	833.33	ADP Comm Leasing Lease Pymt 110430 007-0076872-001	
05/03	93,312.24	Transfer To Checking Acct 060 6218439856	Ctztrf
05/03	45,407.38	Outgoing Wire Transfer (Mts No.110503005765)	
05/03	21,934.54	Outgoing Wire Transfer (Mts No.110503005749)	
05/03	3,302.21	Online Transfer To Checking 6233192033	
05/04	15.00	Deposited Check Returned	
05/04	419,159.59	Outgoing Wire Transfer (Mts No.110504008767)	
05/04	192,054.60	Transfer To Checking Acct 060 6218439856	Ctztrf
05/04	18,705.00	Outgoing Wire Transfer (Mts No.110504007809)	
05/04	7,884.87	Outgoing Wire Transfer (Mts No.110504008822)	
05/04	5,000.00	Online Transfer To Checking 6223868581	
05/04	2,439.02	Online Transfer To Checking 6233192033	
05/04	2,000.00	Online Transfer To Checking 6225806192	
05/05	232,305.83	Outgoing Wire Transfer (Mts No.110505005548)	
05/05	159,626.99	Transfer To Checking Acct 060 6218439856	Ctztrf
05/05	28,959.22	Outgoing Wire Transfer (Mts No.110505006777)	
05/05	28,959.22	Outgoing Wire Transfer (Mts No.110505005533)	
05/05	9,188.09	Online Transfer To Checking 6233192033	
05/05	5,444.00	Online Transfer To Checking 6233192041	
05/05	4,633.62	Outgoing Wire Transfer (Mts No.110505008740)	
05/06	76,707.41	Online Transfer To Checking 6218439864	
05/06	62,342.10	Outgoing Wire Transfer (Mts No.110506007748)	
05/06	37,112.60	Transfer To Checking Acct 060 6218439856	Ctztrf

030877 1/5





Commercial Account Statement

1-800-862-6200

Please call us anytime for answers to your questions, account information, current rates or to update your address & phone number.

2 OF 8

Beginning May 01, 2011 through May 31, 2011

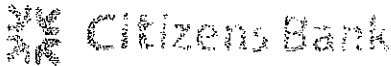
Commercial Checking continued from previous page

Other Debits (continued)

Date	Amount	Description	
05/06	21,453.07	Outgoing Wire Transfer (Mts No.110506007761)	
05/06	3,486.18	Online Transfer To Checking 6225806192	
05/06	927.14	Outgoing Wire Transfer (Mts No.110506009895)	
05/09	412,960.35	Ibc Debits 110509 Lbuckshosp	
05/09	282,406.76	Transfer To Checking Acct 060 6218439856	Ctztrf
05/09	1,276.66	Online Transfer To Checking 6233192033	
05/10	148,132.17	Transfer To Checking Acct 060 6218439856	Ctztrf
05/10	8,037.54	Online Transfer To Checking 6233192033	
05/10	6,696.70	Online Transfer To Checking 6233192041	
05/10	5,439.77	Outgoing Wire Transfer (Mts No.110510006091)	
05/11	374,820.64	Outgoing Wire Transfer (Mts No.110511008926)	
05/11	194,804.77	Transfer To Checking Acct 060 6218439856	Ctztrf
05/11	8,190.91	Online Transfer To Checking 6233192033	
05/12	198,902.35	Outgoing Wire Transfer (Mts No.110512007994)	
05/12	87,432.49	Transfer To Checking Acct 060 6218439856	Ctztrf
05/12	45,269.18	Outgoing Wire Transfer (Mts No.110512008001)	
05/12	43,710.65	Ibc Debits 110512 Lbuckshosp	
05/12	22,936.65	Outgoing Wire Transfer (Mts No.110512004814)	
05/12	7,930.55	Online Transfer To Checking 6233192041	
05/12	6,787.75	Online Transfer To Checking 6233192033	
05/13	81,437.94	Online Transfer To Checking 6218439864	
05/13	66,143.54	Transfer To Checking Acct 060 6218439856	Ctztrf
05/13	8,961.36	Outgoing Wire Transfer (Mts No.110513007543)	
05/13	2,759.54	Outgoing Wire Transfer (Mts No.110513007571)	
05/16	180,176.48	Transfer To Checking Acct 060 6218439856	Ctztrf
05/16	51,302.99	Outgoing Wire Transfer (Mts No.110516002981)	
05/16	7,085.08	Online Transfer To Checking 6233192033	
05/16	3,631.78	Online Transfer To Checking 6233192041	
05/16	3,894.53	Service Charge (1)	
<i>Please refer to your Commercial Analysis Statement</i>			
05/17	73,286.65	Transfer To Checking Acct 060 6218439856	Ctztrf
05/17	12,765.91	Outgoing Wire Transfer (Mts No.110517005564)	
05/18	20.00	Deposited Check Returned	
05/18	26,851.79	Transfer To Checking Acct 060 6218439856	Ctztrf
05/19	393,439.59	Outgoing Wire Transfer (Mts No.110519002360)	
05/19	216,255.06	Outgoing Wire Transfer (Mts No.110519008503)	
05/19	48,640.01	Transfer To Checking Acct 060 6218439856	Ctztrf
05/19	26,406.39	Outgoing Wire Transfer (Mts No.110519005663)	
05/19	8,068.35	Outgoing Wire Transfer (Mts No.110519002375)	
05/19	4,764.70	Outgoing Wire Transfer (Mts No.110519008508)	
05/19	4,017.31	Online Transfer To Checking 6218439929	
05/20	403,847.45	Transfer To Checking Acct 060 6218439856	Ctztrf
05/20	109,414.94	Ibc Debits 110520 Lbuckshosp	
05/20	80,435.01	Online Transfer To Checking 6218439864	
05/20	10,722.67	Outgoing Wire Transfer (Mts No.110520007753)	
05/20	10,095.00	Outgoing Wire Transfer (Mts No.110520007773)	
5/20	765.23	Outgoing Wire Transfer (Mts No.110520009333)	
5/20	368.17	Commwlthofpa Int Pastsaletx 110430 80511182	
5/23	116,631.45	Transfer To Checking Acct 060 6218439856	Ctztrf
5/24	95,585.95	Transfer To Checking Acct 060 6218439856	Ctztrf
5/24	60,024.36	Outgoing Wire Transfer (Mts No.110524001886)	
5/24	44,322.49	Outgoing Wire Transfer (Mts No.110524001869)	
5/24	8,114.01	Outgoing Wire Transfer (Mts No.110524005295)	
5/25	376,228.84	Outgoing Wire Transfer (Mts No.110525008414)	
5/25	166,571.52	Transfer To Checking Acct 060 6218439856	Ctztrf

LOWER BUCKS HOSPITAL INC
SWEEP
DIP CH 11 CASE #10-10239
Commercial Checking
XXXXXXXX984-8





Commercial Account Statement

1-800-862-6200

Please call us anytime for answers to your questions, account information, current rates or to update your address & phone number.

3 OF 8

Beginning May 01, 2011 through May 31, 2011

Commercial Checking continued from previous page

Other Debits (continued)

Date	Amount	Description
05/25	7,857.28	Online Transfer To Checking 6225806192
05/25	5,945.00	Outgoing Wire Transfer (Mts No.110525003050)
05/25	3,338.62	Online Transfer To Checking 6233192033
05/26	200,629.86	Outgoing Wire Transfer (Mts No.110526009469)
05/26	75,516.43	Transfer To Checking Acct 060 6218439856 Ctztrf
05/26	8,097.97	Outgoing Wire Transfer (Mts No.110526005693)
05/27	83,631.11	Online Transfer To Checking 6218439864
05/27	67,738.92	Transfer To Checking Acct 060 6218439856 Ctztrf
05/27	10,388.89	Outgoing Wire Transfer (Mts No.110527010556)
05/27	8,503.35	Online Transfer To Checking 6233192033
05/27	7,391.28	Online Transfer To Checking 6233192041
05/27	5,000.00	Online Transfer To Checking 6223868581
05/27	2,977.45	Online Transfer To Checking 6233192033
05/27	2,891.00	Outgoing Wire Transfer (Mts No.110527007809)
05/27	2,718.15	Online Transfer To Checking 6233192033
05/27	349.50	Online Transfer To Checking 6233192041
05/31	1,600.00	Deposited Check Returned
05/31	471,895.55	Transfer To Checking Acct 060 6218439856 Ctztrf
05/31	48,148.68	Ibc Debits 110531 Lbucks hosp
05/31	7,729.95	Online Transfer To Checking 6233192041
05/31	6,460.42	Online Transfer To Checking 6233192033
05/31	6,352.00	Online Transfer To Checking 6233192033
05/31	833.33	ADP Comm Leasing Lease Pymt 110531 007-0076872-001


LOWER BUCKS HOSPITAL INC
SWEEP
DIP CH 11 CASE #10-10239
Commercial Checking
XXXXXXXX984-B

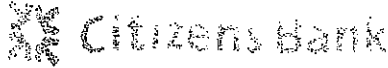
Total Debits
7,282,323.33

Deposits & Credits

Date	Amount	Description
05/02	85,397.94	Ibc/Ah Prov Eft 050211 Ach010000487794
05/02	66,334.54	Deposit
05/02	59,239.13	Highmark Medicar Medicare A 110502 390070
05/02	27,322.56	Aetna Life Ins Custefts 110502 Xxxxx9667
05/02	21,667.00	Aetna Life Ins Custefts 110502 Xxxxx9667
05/02	10,500.00	Online Transfer From Checking 6221705294
05/02	6,011.83	Aetna Life Ins Hmopymt1 110502 Xxxxx9667
05/02	3,880.00	Aetna Life Ins Hmopymt1 110502 Xxxxx9667
05/02	3,171.38	Lower Bucks Daily Tran 110502 Lb Eft
05/02	2,448.09	Pgba Tricare Nr1 Pgba C Nr1 110428 232879667004810
05/02	1,706.84	Lockbox Deposit
05/02	1,130.00	Aetna Life Ins Aetnaefts 110502 Xxxxx9667
05/02	134.70	Aetna Life Ins Custefts 110502 Xxxxx9667
05/02	70.70	Aetna Life Ins Custefts 110502 Xxxxx9667
05/02	13.97	Ibc/Ah Prov Eft 050211 Ach020000173290
05/03	57,321.27	Ibc/Ah Prov Eft 050311 Ach010000488936
05/03	41,841.18	Highmark Medicar Medicare A 110503 390070
05/03	18,680.60	Highmark Medicar Medicare A 110503 39s070
05/03	7,126.61	Deposit
05/03	6,291.90	Cahaba Gba - Rhh Medicare A 110503 397032
05/03	5,132.45	Aetna Life Ins Hmopymt1 110503 Xxxxx9667
05/03	4,876.00	Oxford Health Pl Hc835 110503 62169222627
05/03	4,704.60	Lower Bucks Daily Tran 110503 Lb Eft
05/03	3,454.50	Aetna Life Ins Custefts 110503 Xxxxx9667
05/03	3,390.00	Deposit
05/03	2,641.17	United Health CA Dir Dep 110503 232879667
05/03	657.00	Deposit
05/03	178.10	Aetna Life Ins Custefts 110503 Xxxxx9667
05/03	134.00	Ibc/Ah Prov Eft 050311 Ach010000489038
05/03	5.00	Lockbox Deposit
05/04	277,989.26	PA Treasury Dept Promise MA 110504 00000000500147
05/04	119,301.51	Ibc/Ah Prov Eft 050411 Ach010000490144
05/04	73,696.89	Highmark Medicar Medicare A 110504 390070
05/04	36,203.18	Deposit
05/04	34,505.46	Unitedhealthcare Dir Dep 110504 232879667
05/04	11,724.28	Cigna Managecare 043011 232879667
05/04	11,047.84	Lower Bucks Daily Tran 110504 Lb Eft
05/04	10,281.06	Magellan Claims 110430 000448585,Ike1
05/04	7,884.87	Online Transfer From Checking 6218439910
05/04	7,177.80	Cigna Ccd Ffs 043011 232879667
05/04	5,710.29	Aetna Life Ins Hmopymt1 110504 Xxxxx9667

030877 2/5





Commercial Account Statement

1-800-862-6200

Please call us anytime for answers to your questions, account information, current rates or to update your address & phone number.

4 OF 8

Beginning May 01, 2011 through May 31, 2011

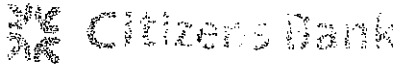
Commercial Checking continued from previous page

Deposits & Credits (continued)

Date	Amount	Description
05/04	3,205.75	Health Partners Medicaid 110504 232879667002
05/04	1,785.00	Deposit
05/04	1,516.00	Aetna Life Ins Custefts 110504 Xxxxx9667
05/04	1,216.99	Unitedhealthcare Dir Dep 110504 232879667
05/04	879.35	PA Treasury Dept Promise MA 110504 000000000506404
05/04	763.67	Pgba Tricare Nr1 Pgba C Nr1 110502 232879667004810
05/04	453.95	Aetna Life Ins Custefts 110504 Xxxxx9667
05/04	375.13	Lockbox Deposit
05/04	372.00	Deposit
05/04	109.00	Aetna Life Ins Hmopymt1 110504 Xxxxx9667
05/04	85.08	Cahaba Gba - Rhh Medicare A 110504 397032
05/04	7.05	PA Treasury Dept Promise MA 110504 000000000509263
05/04	4.06	Unitedhealthcare Dir Dep 110504 232879667
05/05	143,281.65	Deposit
05/05	130,156.50	Ibc/Ah Prov Eft 050511 Ach010000490463
05/05	24,955.56	Highmark Medica Medicare A 110505 390070
05/05	19,873.10	Aetna Life Ins Hmopymt1 110505 Xxxxx9667
05/05	11,126.12	Aetna Life Ins Custefts 110505 Xxxxx9667
05/05	5,060.00	Aetna Life Ins Hmopymt1 110505 Xxxxx9667
05/05	4,633.62	Online Transfer From Checking 6218439910
05/05	4,626.00	Magellan Claims 110503 000448969,Ike1
05/05	1,575.00	Ibc/Ah Prov Eft 050511 Ach010000490554
05/05	1,043.81	Deposit
05/05	531.22	Pgba Tricare Nn1 Pgba C Nn1 110504 232879667004810
05/05	506.50	Lockbox Deposit
05/05	407.34	Pgba Tricare Na1 Pgba C Na1 110504 232879667004810
05/05	397.70	Aetna Life Ins Custefts 110505 Xxxxx9667
05/05	270.00	Deposit
05/05	188.98	Ibc/Ah Prov Eft 050511 Ach020000173927
05/05	143.64	Pgba Tricare Nr1 Pgba C Nr1 110503 232879667004810
05/05	34.82	Pgba Tricare Nu1 Pgba C Nu1 110503 232879667004810
05/05	16.02	United Health CA Dir Dep 110505 232879667
05/05	28,959.22	Incoming Wire Transfer (Mts No.110505005855)
05/06	172,655.71	Ibc/Ah Prov Eft 050611 Ach010000490898
05/06	85,842.24	Deposit
05/06	41,995.74	Highmark Medica Medicare A 110506 390070
05/06	28,111.12	Cahaba Gba - Rhh Medicare A 110506 397032
05/06	7,826.06	Highmark Medica Medicare A 110506 39s070
05/06	6,157.00	Keystone Mercy1 Remit Pymt 110503 00005903
05/06	5,837.00	Aetna Life Ins Hmopymt1 110506 Xxxxx9667
05/06	5,551.76	Aetna Life Ins Hmopymt1 110506 Xxxxx9667
05/06	3,238.65	Keystone Mercy1 Remit Pymt 110503 00005903
05/06	2,818.14	Ibc/Ah Prov Eft 050611 Ach020000174186
05/06	2,454.28	Lower Bucks Daily Tran 110506 Lb Eft
05/06	2,268.00	Ibc/Ah Prov Eft 050611 Ach010000490974
05/06	565.00	Deposit
05/06	349.48	Deposit
05/06	282.00	Unitedhealthcare Dir Dep 110506 232879667
05/09	92,031.56	Ibc/Ah Prov Eft 050911 Ach010000491408
05/09	76,160.22	Aetna Life Ins Custefts 110509 Xxxxx9667
05/09	72,919.22	Deposit
05/09	25,909.78	Highmark Medica Medicare A 110509 390070
05/09	23,283.59	Cahaba Gba - Rhh Medicare A 110509 397032
05/09	12,175.01	Aetna Life Ins Hmopymt1 110509 Xxxxx9667
05/09	9,447.00	Oxford Health Pl Hc835 110509 62169224140
05/09	4,718.37	Oxford Health Pl Hc835 110509 62177762046
05/09	4,226.20	Aetna Life Ins Custefts 110509 Xxxxx9667
05/09	757.37	Lower Bucks Daily Tran 110509 Lb Eft
05/09	720.00	Deposit
05/09	690.00	Aetna Life Ins Custefts 110509 Xxxxx9667
05/09	586.50	Deposit
05/09	411.00	Ibc/Ah Prov Eft 050911 Ach020000174328
05/09	400.72	Pgba Tricare Nr1 Pgba C Nr1 110505 232879667004810
05/09	285.20	Aetna Life Ins Custefts 110509 Xxxxx9667
05/09	146.42	Aetna Life Ins Aetnaefts 110509 Xxxxx9667
05/09	145.00	Lockbox Deposit
05/09	100.00	Lockbox Deposit
05/09	9.00	Aetna Life Ins Hmopymt1 110509 Xxxxx9667
05/09	3.65	Aetna Life Ins Custefts 110509 Xxxxx9667
05/10	102,529.67	Deposit
05/10	76,213.88	Highmark Medica Medicare A 110510 390070
05/10	70,347.51	Ibc/Ah Prov Eft 051011 Ach010000492482
05/10	27,959.66	Aetna Life Ins Hmopymt1 110510 Xxxxx9667

LOWER BUCKS HOSPITAL INC
SWEEP
DIP CH 11 CASE #10-10239
Commercial Checking
XXXXXXXX984-8





Commercial Account Statement

1-800-862-6200

Please call us anytime for answers to your questions, account information, current rates or to update your address & phone number.

5 OF 8

Beginning May 01, 2011 through May 31, 2011

Commercial Checking continued from previous page

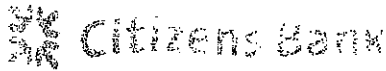
Deposits & Credits (continued)

Date	Amount	Description
05/10	14,140.00	Aetna Life Ins Hmopymt1 110510 Xxxxx9667
05/10	8,750.00	Deposit
05/10	6,800.80	Aetna Life Ins Custefts 110510 Xxxxx9667
05/10	5,640.40	Ibc/Ah Prov Eft 051011 Ach010000492577
05/10	3,913.60	Lower Bucks Daily Tran 110510 Lb Eft
05/10	2,734.46	Oxford Health Pl Hc835 110510 62169224962
05/10	2,254.28	Highmark Medicar Medicare A 110510 39s070
05/10	568.75	Aetna Life Ins Custefts 110510 Xxxxx9667
05/10	332.00	Deposit
05/10	204.36	Cahaba Gba - Rhh Medicare A 110510 397032
05/10	164.70	Aetna Life Ins Custefts 110510 Xxxxx9667
05/10	13.97	Ibc/Ah Prov Eft 051011 Ach020000174528
05/10	10.00	Lockbox Deposit
05/11	106,338.45	Deposit
05/11	33,891.02	Health Partners Medicaid 110511 232879667002
05/11	33,533.98	Cigna Ccd Ffs 050711 232879667
05/11	29,931.96	Highmark Medicar Medicare A 110511 390070
05/11	18,813.00	Unitedhealthcare Dir Dep 110511 232879667
05/11	16,240.06	Aetna Life Ins Hmopymt1 110511 Xxxxx9667
05/11	15,663.45	PA Treasury Dept Promise MA 110511 00000000500130
05/11	14,232.73	Highmark Medicar Medicare A 110511 39s070
05/11	13,731.62	PA Treasury Dept Promise MA 110511 00000000500131
05/11	8,080.00	Aetna Life Ins Hmopymt1 110511 Xxxxx9667
05/11	7,697.45	Deposit
05/11	6,784.00	Unitedhealthcare Dir Dep 110511 232879667
05/11	6,507.37	Cahaba Gba - Rhh Medicare A 110511 397032
05/11	4,746.88	Ibc/Ah Prov Eft 051111 Ach010000493708
05/11	4,239.99	Lower Bucks Daily Tran 110511 Lb Eft
05/11	1,655.00	Cigna Managecare 050811 232879667
05/11	1,351.15	United Health CA Dir Dep 110511 232879667
05/11	979.92	PA Treasury Dept Promise MA 110511 00000000506522
05/11	883.98	Pqba Tricare Nr1 Pqba C Nr1 110509 232879667004810
05/11	736.45	Aetna Life Ins Custefts 110511 Xxxxx9667
05/11	533.29	Unitedhealthcare Dir Dep 110511 232879667
05/11	315.11	Deposit
05/11	222.57	Aetna Life Ins Hmopymt1 110511 Xxxxx9667
05/11	182.00	Health Partners Chip 110511 232879667002
05/11	147.61	Lockbox Deposit
05/11	9.00	Aetna Life Ins Hmopymt1 110511 Xxxxx9667
05/12	171,484.58	Ibc/Ah Prov Eft 051211 Ach010000493994
05/12	41,903.26	Deposit
05/12	15,810.79	Highmark Medicar Medicare A 110512 390070
05/12	9,222.78	Lower Bucks Daily Tran 110512 Lb Eft
05/12	8,689.94	Aetna Life Ins Hmopymt1 110512 Xxxxx9667
05/12	8,320.25	Cahaba Gba - Rhh Medicare A 110512 397032
05/12	5,070.60	Aetna Life Ins Custefts 110512 Xxxxx9667
05/12	3,271.79	Aetna Life Ins Hmopymt1 110512 Xxxxx9667
05/12	2,933.25	Aetna Life Ins Custefts 110512 Xxxxx9667
05/12	2,873.30	Deposit
05/12	1,356.00	Ibc/Ah Prov Eft 051211 Ach010000494089
05/12	1,205.00	Deposit
05/12	130.14	Ibc/Ah Prov Eft 051211 Ach020000174931
05/12	116.06	Oxford Health Pl Hc835 110512 62169225819
05/12	19.00	Aetna Life Ins Hmopymt1 110512 Xxxxx9667
05/12	.80	Oxford Health Pl Hc835 110512 62177766274
05/13	89,958.79	Keystone Mercy1 Remit Pymt 110510 00005903
05/13	69,554.24	Ibc/Ah Prov Eft 051311 Ach010000494485
05/13	55,321.41	Deposit
05/13	35,815.11	Highmark Medicar Medicare A 110513 390070
05/13	18,656.10	Aetna Life Ins Custefts 110513 Xxxxx9667
05/13	10,283.79	Aetna Life Ins Hmopymt1 110513 Xxxxx9667
05/13	8,240.25	Deposit
05/13	4,833.48	Aetna Life Ins Hmopymt1 110513 Xxxxx9667
05/13	3,985.99	Lower Bucks Daily Tran 110513 Lb Eft
05/13	2,249.00	Ibc/Ah Prov Eft 051311 Ach010000494574
05/13	900.50	Deposit
05/13	504.00	Keystone Mercy1 Remit Pymt 110510 00005903
05/13	110.00	Lockbox Deposit
05/13	46.50	Amerthealthmercy Remit Pymt 110510 00005903
05/16	54,299.86	Ibc/Ah Prov Eft 051611 Ach010000495005
05/16	53,696.92	Highmark Medicar Medicare A 110516 390070
05/16	29,216.79	Aetna Life Ins Custefts 110516 Xxxxx9667
05/16	19,913.62	Deposit
05/16	13,746.93	Cahaba Gba - Rhh Medicare A 110516 397032

LOWER BUCKS HOSPITAL INC
SWEEP
DIP CH 11 CASE #10-10239
Commercial Checking
XXXXXXXX984-8

030877 3/5





Commercial Account Statement

1-800-862-6200

Please call us anytime for answers to your questions, account information, current rates or to update your address & phone number.

6 OF 8

Beginning May 01, 2011 through May 31, 2011


Commercial Checking continued from previous page

Deposits & Credits (continued)

Date	Amount	Description
05/16	12,829.98	Aetna Life Ins Hmopymt1 110516 Xxxxx9667
05/16	3,633.45	Aetna Life Ins Custefts 110516 Xxxxx9667
05/16	1,785.69	Lower Bucks Daily Tran 110516 Lb Eft
05/16	1,660.00	Deposit
05/16	516.25	Aetna Life Ins Custefts 110516 Xxxxx9667
05/16	488.29	Lockbox Deposit
05/16	413.06	Deposit
05/16	242.80	Aetna Life Ins Aetnaefts 110516 Xxxxx9667
05/16	149.14	Pgba Tricare Nu1 Pgba C Nu1 110512 232879667004810
05/16	90.58	Pgba Tricare Nr1 Pgba C Nr1 110512 232879667004810
05/16	69.29	Aetna Life Ins Custefts 110516 Xxxxx9667
05/16	20.00	Lockbox Deposit
05/17	112,912.99	Deposit
05/17	52,604.59	Highmark Medica Medicare A 110517 390070
05/17	43,308.77	Ibc/Ah Prov Eft 051711 Ach010000496184
05/17	10,520.00	Aetna Life Ins Custefts 110517 Xxxxx9667
05/17	6,586.46	Aetna Life Ins Hmopymt1 110517 Xxxxx9667
05/17	5,361.45	Lower Bucks Daily Tran 110517 Lb Eft
05/17	4,825.55	Aetna Life Ins Custefts 110517 Xxxxx9667
05/17	4,298.86	Cahaba Gba - Rhh Medicare A 110517 397032
05/17	1,241.90	Ibc/Ah Prov Eft 051711 Ach010000496289
05/17	743.00	Oxford Health Pl Hc835 110517 62169227221
05/17	365.00	Deposit
05/17	180.00	Deposit
05/17	80.00	Lockbox Deposit
05/18	52,643.86	Deposit
05/18	40,544.84	Unitedhealthcare Dir Dep 110518 232879667
05/18	36,535.82	Highmark Medica Medicare A 110518 390070
05/18	34,898.42	Ibc/Ah Prov Eft 051811 Ach010000497460
05/18	23,659.73	Cigna Ccd Ffs 051411 232879667
05/18	16,960.00	Unitedhealthcare Dir Dep 110518 232879667
05/18	14,872.10	PA Treasury Dept Promise MA 110518 00000000500226
05/18	8,665.85	Cigna Managecare 051511 232879667
05/18	7,358.95	Aetna Life Ins Hmopymt1 110518 Xxxxx9667
05/18	5,979.94	PA Treasury Dept Promise MA 110518 00000000500227
05/18	4,364.00	Aetna Life Ins Custefts 110518 Xxxxx9667
05/18	3,533.38	Lower Bucks Daily Tran 110518 Lb Eft
05/18	3,200.00	Unitedhealthcare Dir Dep 110518 232879667
05/18	2,619.00	Ibc/Ah Prov Eft 051811 Ach010000497546
05/18	1,000.00	Unitedhealthcare Dir Dep 110518 232879667
05/18	770.00	Aetna Life Ins Custefts 110518 Xxxxx9667
05/18	542.37	Pgba Tricare Nr1 Pgba C Nr1 110516 232879667004810
05/18	531.00	Deposit
05/18	245.00	Deposit
05/18	231.91	Pgba Tricare Nu1 Pgba C Nu1 110516 232879667004810
05/18	166.70	Aetna Life Ins Custefts 110518 Xxxxx9667
05/18	68.29	PA Treasury Dept Promise MA 110518 00000000509104
05/18	2.29	Unitedhealthcare Dir Dep 110518 232879667
05/19	90,236.03	Highmark Medica Medicare A 110519 390070
05/19	47,579.67	Cahaba Gba - Rhh Medicare A 110519 397032
05/19	33,265.62	Ibc/Ah Prov Eft 051911 Ach010000497754
05/19	13,432.27	Deposit
05/19	11,940.59	Lower Bucks Daily Tran 110519 Lb Eft
05/19	10,271.87	Highmark Medica Medicare A 110519 390070
05/19	8,978.83	Aetna Life Ins Custefts 110519 Xxxxx9667
05/19	8,701.64	Aetna Life Ins Hmopymt1 110519 Xxxxx9667
05/19	8,097.81	PA Treasury Dept Comm Of PA 110519 232879667500001
05/19	5,773.80	Aetna Life Ins Custefts 110519 Xxxxx9667
05/19	3,613.34	Deposit
05/19	562.84	United Health CA Dir Dep 110519 232879667
05/19	427.00	Ibc/Ah Prov Eft 051911 Ach010000497845
05/19	420.53	Pgba Tricare Nr1 Pgba C Nr1 110517 232879667004810
05/19	397.70	Aetna Life Ins Custefts 110519 Xxxxx9667
05/19	343.30	Deposit
05/20	161,539.57	Ibc/Ah Prov Eft 052011 Ach010000498211
05/20	146,607.50	Hospmgmt Services March 110520 390070
05/20	130,148.41	Keystone Mercy1 Remit Pymt 110517 00005903
05/20	77,795.45	Deposit
05/20	16,892.02	Deposit
05/20	11,359.07	Highmark Medica Medicare A 110520 390070
05/20	6,930.26	Lower Bucks Daily Tran 110520 Lb Eft
05/20	4,959.64	Cahaba Gba - Rhh Medicare A 110520 397032
05/20	2,466.83	Highmark Medica Medicare A 110520 390070
05/20	1,934.31	Aetna Life Ins Hmopymt1 110520 Xxxxx9667

LOWER BUCKS HOSPITAL INC
SWEEP
DIP CH 11 CASE #10-10239
Commercial Checking
XXXXXXXX984-8





Commercial Account Statement

1-800-862-6200

Please call us anytime for answers to your questions, account information, current rates or to update your address & phone number.



Beginning May 01, 2011 through May 31, 2011

Commercial Checking continued from previous page

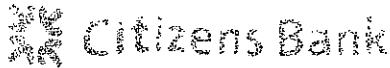
Deposits & Credits (continued)

Date	Amount	Description
05/20	1,707.00	Aetna Life Ins Custefts 110520 Xxxxx9667
05/20	1,390.00	Aetna Life Ins Custefts 110520 Xxxxx9667
05/20	753.00	Deposit
05/20	747.00	Keystone Mercy1 Remit Pymt 110517 00005903
05/20	645.00	Aetna Life Ins Custefts 110520 Xxxxx9667
05/20	499.00	Deposit
05/23	69,709.31	Ibc/Ah Prov Eft 052311 Ach010000498773
05/23	26,692.05	Highmark Medica Medicare A 110523 390070
05/23	26,494.20	Aetna Life Ins Hmopymt1 110523 Xxxxx9667
05/23	22,063.60	Deposit
05/23	17,601.33	Cahaba Gba - Rhh Medicare A 110523 397032
05/23	15,193.03	Aetna Life Ins Custefts 110523 Xxxxx9667
05/23	6,420.60	Highmark Medica Medicare A 110523 39s070
05/23	1,380.00	Deposit
05/23	1,102.25	Aetna Life Ins Custefts 110523 Xxxxx9667
05/23	863.32	United Health CA Dir Dep 110523 232879667
05/23	640.00	Deposit
05/23	490.00	Aetna Life Ins Custefts 110523 Xxxxx9667
05/23	449.98	Pgba Tricare Nr1 Pgba C Nr1 110519 232879667004810
05/23	273.16	Pgba Tricare Nu1 Pgba C Nu1 110519 232879667004810
05/23	203.75	Aetna Life Ins Aetnaefts 110523 Xxxxx9667
05/23	148.34	Lockbox Deposit
05/23	49.60	Aetna Life Ins Aetnaefts 110523 Xxxxx9667
05/23	40.00	Lower Bucks Daily Tran 110523 Lb Eft
05/23	26.06	Aetna Life Ins Hmopymt1 110523 Xxxxx9667
05/24	88,728.77	Deposit
05/24	70,140.47	Highmark Medica Medicare A 110524 390070
05/24	69,389.84	Ibc/Ah Prov Eft 052411 Ach010000499905
05/24	40,559.00	Ibc/Ah Prov Eft 052411 Ach010000500014
05/24	24,847.53	Cigna Ccd Ffs 051911 232879667
05/24	13,497.87	Aetna Life Ins Hmopymt1 110524 Xxxxx9667
05/24	6,940.00	Deposit
05/24	5,416.01	Highmark Medica Medicare A 110524 39s070
05/24	5,276.73	Lower Bucks Daily Tran 110524 Lb Eft
05/24	3,456.80	Aetna Life Ins Custefts 110524 Xxxxx9667
05/24	1,241.28	Cahaba Gba - Rhh Medicare A 110524 397032
05/24	120.00	Lockbox Deposit
05/24	68.00	Aetna Life Ins Hmopymt1 110524 Xxxxx9667
05/24	40.00	Deposit
05/24	39.78	Oxford Health Pl Hc835 110524 62169229616
05/25	75,160.09	Highmark Medica Medicare A 110525 390070
05/25	55,263.54	Ibc/Ah Prov Eft 052511 Ach010000501190
05/25	37,406.85	Aetna Life Ins Custefts 110525 Xxxxx9667
05/25	31,258.39	Unitedhealthcare Dir Dep 110525 232879667
05/25	23,979.45	PA Treasury Dept Promise MA 110525 00000000500144
05/25	23,829.50	Deposit
05/25	23,427.47	Cahaba Gba - Rhh Medicare A 110525 397032
05/25	10,043.65	Aetna Life Ins Hmopymt1 110525 Xxxxx9667
05/25	9,431.04	Health Partners Medicaid 110525 232879667002
05/25	7,288.80	Pgba Tricare Nr1 Pgba C Nr1 110524 232879667004810
05/25	6,317.74	Unitedhealthcare Dir Dep 110525 232879667
05/25	5,871.77	Lower Bucks Daily Tran 110525 Lb Eft
05/25	2,558.84	PA Treasury Dept Promise MA 110525 00000000500145
05/25	2,019.76	PA Treasury Dept Promise MA 110525 00000000506299
05/25	1,573.00	Deposit
05/25	1,454.00	Deposit
05/25	1,122.55	Cigna Managecare 052011 232879667
05/25	1,018.54	Pgba Tricare Nr1 Pgba C Nr1 110523 232879667004810
05/25	528.00	PA Treasury Dept Promise MA 110525 00000000506534
05/25	482.70	Cigna Ccd Ffs 052011 232879667
05/25	400.00	Unitedhealthcare Dir Dep 110525 232879667
05/25	124.20	Unitedhealthcare Dir Dep 110525 232879667
05/25	113.33	Lockbox Deposit
05/25	57.81	Aetna Life Ins Custefts 110525 Xxxxx9667
05/25	23.06	Aetna Life Ins Custefts 110525 Xxxxx9667
05/25	5.75	Aetna Life Ins Custefts 110525 Xxxxx9667
05/26	107,533.24	Ibc/Ah Prov Eft 052611 Ach010000501417
05/26	94,166.08	Deposit
05/26	52,722.21	Highmark Medica Medicare A 110526 390070
05/26	9,090.00	Aetna Life Ins Hmopymt1 110526 Xxxxx9667
05/26	9,070.16	Lower Bucks Daily Tran 110526 Lb Eft
05/26	5,925.00	Aetna Life Ins Custefts 110526 Xxxxx9667
05/26	4,604.17	Aetna Life Ins Hmopymt1 110526 Xxxxx9667
05/26	3,706.63	Highmark Medica Medicare A 110526 39s070

LOWER BUCKS HOSPITAL INC
SWEEP
DTP CH 11 CASE #10-10239
Commercial Checking
XXXXXXXX984-8

030677 4/5





Commercial Account Statement

1-800-862-6200

Please call us anytime for answers to your questions, account information, current rates or to update your address & phone number.

8 OF 8

Beginning May 01, 2011 through May 31, 2011

Commercial Checking continued from previous page

Deposits & Credits (continued)

Date	Amount	Description
05/26	3,390.00	Compassionate CA Payment 110524 135
05/26	2,978.51	Cahaba Gba - Rhh Medicare A 110526 397032
05/26	2,297.50	Deposit
05/26	2,242.00	Ibc/Ah Prov Eft 052611 Ach010000501515
05/26	967.00	Oxford Health Pl Hc835 110526 62177778845
05/26	166.34	Pgba Tricare Nr1 Pgba C Nr1 110524 232879667004810
05/26	120.00	Deposit
05/26	84.19	Aetna Life Ins Hmopymt1 110526 Xxxxx9667
05/26	50.00	Pgba Tricare Nu1 Pgba C Nu1 110524 232879667004810
05/26	20.00	Lockbox Deposit
05/26	9.00	Aetna Life Ins Custefts 110526 Xxxxx9667
05/27	111,394.25	Keystone Mercy1 Remit Pymt 110524 00005903
05/27	71,499.85	Ibc/Ah Prov Eft 052711 Ach010000501924
05/27	29,913.42	Highmark Medicar Medicare A 110527 390070
05/27	15,345.46	Deposit
05/27	3,643.18	Lower Bucks Daily Tran 110527 Lb Eft
05/27	1,860.00	Aetna Life Ins Hmopymt1 110527 Xxxxx9667
05/27	690.00	Deposit
05/27	652.00	Deposit
05/27	365.00	Deposit
05/27	148.05	Oxford Health Pl Hc835 110527 62177779617
05/31	68,036.37	Ibc/Ah Prov Eft 053111 Ach010000502425
05/31	60,831.42	Deposit
05/31	36,685.36	Highmark Medicar Medicare A 110531 390070
05/31	24,813.12	Aetna Life Ins Custefts 110531 Xxxxx9667
05/31	19,200.75	Aetna Life Ins Custefts 110531 Xxxxx9667
05/31	13,720.51	Aetna Life Ins Hmopymt1 110531 Xxxxx9667
05/31	11,454.23	Cahaba Gba - Rhh Medicare A 110530 397032
05/31	8,068.35	Online Transfer From Checking 6218439910
05/31	4,764.70	Online Transfer From Checking 6218439910
05/31	1,127.26	Aetna Life Ins Aetnaefts 110531 Xxxxx9667
05/31	962.77	Lower Bucks Daily Tran 110531 Lb Eft
05/31	793.30	Deposit
05/31	470.54	Pgba Tricare Nr1 Pgba C Nr1 110526 232879667004810
05/31	361.25	Aetna Life Ins Custefts 110531 Xxxxx9667
05/31	196.05	Pgba Tricare Nr1 Pgba C Nr1 110526 232879667004810
05/31	180.00	Deposit
05/31	170.21	Lockbox Deposit
05/31	158.30	Aetna Life Ins Custefts 110531 Xxxxx9667
05/31	129.00	Uhccp Remittance 053111 0166213602
05/31	76.00	Aetna Life Ins Hmopymt1 110531 Xxxxx9667
05/31	12.00	Aetna Life Ins Custefts 110531 Xxxxx9667

LOWER BUCKS HOSPITAL INC
SWEEP
DIP CH 11 CASE #10-10239
Commercial Checking
XXXXXXXX984-8

+	Total Deposits & Credits	6,476,454.89
=	Current Balance	4,122,122.83

Daily Balance

Date	Balance	Date	Balance	Date	Balance
05/02	5,011,823.26	05/11	4,568,417.79	05/20	4,398,368.97
05/03	5,004,301.27	05/12	4,427,855.71	05/23	4,471,578.10
05/04	4,963,438.66	05/13	4,569,012.49	05/24	4,593,293.37
05/05	4,872,108.49	05/16	4,515,694.28	05/25	4,354,111.94
05/06	5,036,032.17	05/17	4,672,670.29	05/26	4,369,009.71
05/09	4,664,514.21	05/18	4,905,191.95	05/27	4,412,931.27
05/10	4,818,786.07	05/19	4,447,643.38	05/31	4,122,122.83

NEWS FROM CITIZENS

--A good bank offers you more! Keep your business finances running smoothly with these limited-time offers from Citizens Bank. Earn up to \$100 into your business checking account with your choice of valuable accounts and features. We'll make your first monthly payment on a Citizens Bank Term Loan, up to \$250, when you borrow up to \$50,000. In addition, ask your business banker about special offers on the Everyday Points Business MasterCard and merchant services through WorldPay. To learn more, call 1-800-428-7463, go to citizensbank.com/business or talk to your business banker today.

--Give help. Give hope. Be inspired. Please join us in saluting our new Champion in Action at citizensbank.com/community.



Commercial Account Statement

1-800-862-6200

Call Citizens' PhoneBank anytime for account information, current rates and answers to your questions.

1 OF 2

Beginning May 01, 2011 through May 31, 2011

US047 BR390 21 1
 LOWER BUCKS HOSPITAL INC
 ACCOUNTS PAYABLE
 DIP CH 11 CASE #10-10239
 501 BATH RD
 BRISTOL PA 19007-3101

Commercial Checking

SUMMARY

Balance Calculation

Previous Balance .00
 Checks .00 -
 Debits 3,081,092.40 -
 Deposits & Credits 3,081,092.40 +
 Current Balance .00 =

LOWER BUCKS HOSPITAL INC
 ACCOUNTS PAYABLE
 DIP CH 11 CASE #10-10239
 Commercial Checking
 621843-985-6

Previous Balance

.00

TRANSACTION DETAILS

Debits

Other Debits

Date	Amount	Description
05/02	93,324.04	List Post Total (38)
05/03	93,312.24	List Post Total (20)
05/04	192,054.60	List Post Total (18)
05/05	159,626.99	List Post Total (16)
05/06	37,112.60	List Post Total (15)
05/09	282,406.76	List Post Total (27)
05/10	148,132.17	List Post Total (21)
05/11	194,804.77	List Post Total (19)
05/12	87,432.49	List Post Total (13)
05/13	66,143.54	List Post Total (11)
05/16	180,176.48	List Post Total (34)
05/17	73,286.65	List Post Total (19)
05/18	26,851.79	List Post Total (14)
05/19	48,640.01	List Post Total (14)
05/20	403,847.45	List Post Total (27)
05/23	116,631.45	List Post Total (26)
05/24	95,585.95	List Post Total (31)
05/25	166,571.52	List Post Total (8)
05/26	75,516.43	List Post Total (15)
05/27	67,738.92	List Post Total (22)
05/31	471,895.55	List Post Total (32)

Total Debits

3,081,092.40



1-800-862-6200

Call Citizens' PhoneBank anytime for account information, current rates and answers to your questions.

Commercial Account Statement

2 OF 2

Beginning May 01, 2011 through May 31, 2011

Commercial Checking continued from previous page

Deposits & Credits

Date	Amount	Description
05/02	93,324.04	Transfer From Checking Acct 060 6218439848 Ctztrf
05/03	93,312.24	Transfer From Checking Acct 060 6218439848 Ctztrf
05/04	192,054.60	Transfer From Checking Acct 060 6218439848 Ctztrf
05/05	159,626.99	Transfer From Checking Acct 060 6218439848 Ctztrf
05/06	37,112.60	Transfer From Checking Acct 060 6218439848 Ctztrf
05/09	282,406.76	Transfer From Checking Acct 060 6218439848 Ctztrf
05/10	148,132.17	Transfer From Checking Acct 060 6218439848 Ctztrf
05/11	194,804.77	Transfer From Checking Acct 060 6218439848 Ctztrf
05/12	87,432.49	Transfer From Checking Acct 060 6218439848 Ctztrf
05/13	66,143.54	Transfer From Checking Acct 060 6218439848 Ctztrf
05/16	180,176.48	Transfer From Checking Acct 060 6218439848 Ctztrf
05/17	73,286.65	Transfer From Checking Acct 060 6218439848 Ctztrf
05/18	26,851.79	Transfer From Checking Acct 060 6218439848 Ctztrf
05/19	48,640.01	Transfer From Checking Acct 060 6218439848 Ctztrf
05/20	403,847.45	Transfer From Checking Acct 060 6218439848 Ctztrf
05/23	116,631.45	Transfer From Checking Acct 060 6218439848 Ctztrf
05/24	95,585.95	Transfer From Checking Acct 060 6218439848 Ctztrf
05/25	166,571.52	Transfer From Checking Acct 060 6218439848 Ctztrf
05/26	75,516.43	Transfer From Checking Acct 060 6218439848 Ctztrf
05/27	67,738.92	Transfer From Checking Acct 060 6218439848 Ctztrf
05/31	471,895.55	Transfer From Checking Acct 060 6218439848 Ctztrf

LOWER BUCKS HOSPITAL INC
ACCOUNTS PAYABLE
DIP CH 11 CASE #10-10239
Commercial Checking
621843-985-6

+	Total Deposits & Credits
	3,081,092.40
=	Current Balance
	.00

Daily Balance

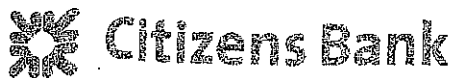
Date	Balance	Date	Balance
05/02	.00	05/11	.00
05/03	.00	05/12	.00
05/04	.00	05/13	.00
05/05	.00	05/16	.00
05/06	.00	05/17	.00
05/09	.00	05/18	.00
05/10	.00	05/19	.00
		05/20	.00
		05/23	.00
		05/24	.00
		05/25	.00
		05/26	.00
		05/27	.00
		05/31	.00

NEWS FROM CITIZENS

--A good bank offers you more! Keep your business finances running smoothly with these limited-time offers from Citizens Bank. Earn up to \$100 into your business checking account with your choice of valuable accounts and features. We'll make your first monthly payment on a Citizens Bank Term Loan, up to \$250, when you borrow up to \$50,000. In addition, ask your business banker about special offers on the Everyday Points Business MasterCard and merchant services through WorldPay. To learn more, call 1-800-428-7463, go to citizensbank.com/business or talk to your business banker today.
--Give help. Give hope. Be inspired. Please join us in saluting our new Champion in Action at citizensbank.com/community.

Lower Bucks Hospital
 Bank Reconciliation- Payroll Account
 Citizens Bank-1017.000
 5/31/11

Balance:	Citizens Bank	05/31/11	\$33,936.80
Less:	Outstanding Checks		(34,792.39)
Adjusted	Bank Balance	05/31/11	(\$855.59)
<hr/>			
Balance per General Ledger		05/31/11	(\$310,496.71)
	Prior transfer adjustment investigating		\$312,710.14
	10-Jan Adj for timing voided check		(\$1,951.42)
	10-Jan Misc. Adjustments Fees and Stop Payments		\$53.36
	10-Jan Reissues and Misc. adj		(\$1,200.96)
	10-Jul Ck # 20198 paid less \$30 for stop payment fee		\$30.00
Adjusted General Ledger Balance		05/31/11	(855.59)
<hr/>			
Difference:			\$0.00
<hr/>			



Commercial Account Statement

1-800-862-6200

Call Citizens' PhoneBank anytime for account information, current rates and answers to your questions.

1 OF 2

Beginning May 01, 2011 through May 31, 2011

US047 BR390 21 1
 LOWER BUCKS HOSPITAL INC
 PAYROLL
 DIP CH 11 CASE #10-10239
 501 BATH RD
 BRISTOL PA 19007-3101

Commercial Checking

SUMMARY

Balance Calculation

Previous Balance -13,101.90
 Checks .00 -
 Debits 365,580.67 -
 Deposits & Credits 412,619.37 +
 Current Balance 33,936.80 =

LOWER BUCKS HOSPITAL INC
 PAYROLL
 DIP CH 11 CASE #10-10239
 Commercial Checking
 621843-986-4

Previous Balance
 -13,101.90

TRANSACTION DETAILS

Debits

Other Debits

Date	Amount	Description
5/02	33,053.11	List Post Total (35)
5/03	15,111.21	List Post Total (23)
5/04	4,395.81	List Post Total (8)
5/05	11,467.69	List Post Total (10)
5/06	22,181.53	List Post Total (23)
5/09	33,202.70	List Post Total (24)
5/10	6,037.96	List Post Total (9)
5/11	3,287.75	List Post Total (3)
5/12	16,073.63	List Post Total (16)
5/13	26,290.32	List Post Total (28)
5/16	25,482.98	List Post Total (38)
5/17	11,436.14	List Post Total (18)
5/18	4,789.83	List Post Total (6)
5/19	6,785.84	List Post Total (5)
5/20	34,185.60	List Post Total (26)
5/23	24,200.64	List Post Total (20)
5/24	7,385.99	List Post Total (9)
5/25	5,454.07	List Post Total (6)
5/26	16,281.77	List Post Total (17)
5/27	32,427.06	List Post Total (36)
5/31	26,049.04	List Post Total (34)

Total Debits
 365,580.67



1-800-862-6200

Call Citizens' PhoneBank anytime for account information, current rates and answers to your questions.

Commercial Account Statement

2 OF 2

Beginning May 01, 2011 through May 31, 2011

Commercial Checking continued from previous page

Deposits & Credits

Date	Amount	Description
05/02	90,407.90	Online Transfer From Checking 6218439848
05/06	76,707.41	Online Transfer From Checking 6218439848
05/13	81,437.94	Online Transfer From Checking 6218439848
05/20	80,435.01	Online Transfer From Checking 6218439848
05/27	83,631.11	Online Transfer From Checking 6218439848

LOWER BUCKS HOSPITAL INC
PAYROLL
DIP CH 11 CASE #10-10239
Commercial Checking
621843-986-4

+ Total Deposits & Credits
412,619.37

= Current Balance
33,936.80


Daily Balance

Date	Balance	Date	Balance	Date	Balance
05/02	44,252.89	05/11	25,275.65	05/20	62,104.26
05/03	29,141.68	05/12	9,202.02	05/23	37,903.62
05/04	24,745.87	05/13	64,349.64	05/24	30,517.63
05/05	13,278.18	05/16	38,866.66	05/25	25,063.56
05/06	67,804.06	05/17	27,430.52	05/26	8,781.79
05/09	34,601.36	05/18	22,640.69	05/27	59,985.84
05/10	28,563.40	05/19	15,854.85	05/31	33,936.80

NEWS FROM CITIZENS

--A good bank offers you more! Keep your business finances running smoothly with these limited-time offers from Citizens Bank. Earn up to \$100 into your business checking account with your choice of valuable accounts and features. We'll make your first monthly payment on a Citizens Bank Term Loan, up to \$250, when you borrow up to \$50,000. In addition, ask your business banker about special offers on the Everyday Points Business MasterCard and merchant services through WorldPay. To learn more, call 1-800-428-7463, go to citizensbank.com/business or talk to your business banker today.

--Give help. Give hope. Be inspired. Please join us in saluting our new Champion in Action at citizensbank.com/community.

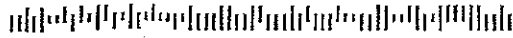


1-800-862-6200
Please call us anytime for answers to your questions, account information, current rates or to update your address & phone number.

Commercial Account Statement

1 OF 3

Beginning May 01, 2011 through May 31, 2011

AV 01 030842 21678E115 A**5DGT

 LOWER BUCKS HOSPITAL INC
 CREDIT CARD ACCOUNT
 DIP CH 11 CASE #10-10239
 501 BATH RD
 BRISTOL PA 19007-3101

Commercial Checking

US 002

SUMMARY

Balance Calculation

Previous Balance	325,640.08
Checks	.00 -
Debits	1,925.53 -
Deposits & Credits	72,371.34 +
Current Balance	396,085.89 =

LOWER BUCKS HOSPITAL INC
 CREDIT CARD ACCOUNT
 DIP CH 11 CASE #10-10239
Commercial Checking
 XXXXXXX803-0

Previous Balance
325,640.08

TRANSACTION DETAILS

Debits

Other Debits

Date	Amount	Description
05/03	480.21	Worldpay Bnkcrd Dep 050311 Lk574032 502001
05/03	69.95	Worldpay Mthly Chgs 050311 Lk574032 050211
05/03	68.88	Worldpay Mthly Chgs 050311 Lk574040 050211
05/03	58.93	Worldpay Mthly Chgs 050311 Lk574034 050211
05/03	58.83	Worldpay Mthly Chgs 050311 Lk574033 050211
05/03	50.48	Worldpay Mthly Chgs 050311 Lk574030 050211
05/03	37.71	Worldpay Mthly Chgs 050311 Lk574039 050211
05/03	36.99	Worldpay Mthly Chgs 050311 03068592 050211
05/03	16.95	Worldpay Mthly Chgs 050311 Lk574035 050211
05/03	16.95	Worldpay Mthly Chgs 050311 Lk574038 050211
05/03	16.95	Worldpay Mthly Chgs 050311 Lk591796 050211
05/10	241.09	Worldpay Bnkcrd Dep 051011 Lk574032 509001
05/17	400.04	Worldpay Bnkcrd Dep 051711 Lk574032 516001
05/17	100.00	Worldpay Espchrgbk 051611 Lk5740331100jys
05/25	271.42	Worldpay Bnkcrd Dep 052511 Lk574032 524001
05/27	.15	Worldpay Bnkcrd Dep 052711 Lk574033 526001

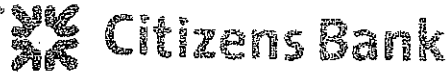
Total Debits
1,925.53

Deposits & Credits

Date	Amount	Description
05/02	2,274.11	Worldpay Bnkcrd Dep 050211 Lk574032 429001
05/02	430.63	Worldpay Bnkcrd Dep 050211 Lk574039 429575
05/02	323.72	Worldpay Bnkcrd Dep 050211 Lk574033 430001
05/02	269.70	Worldpay Bnkcrd Dep 050211 Lk574030 429002
05/02	170.31	Worldpay Bnkcrd Dep 050211 Lk574033 501001
05/02	97.36	Worldpay Bnkcrd Dep 050211 Lk574033 429001
05/02	92.20	Worldpay Bnkcrd Dep 050211 Lk574032 430001
05/02	48.54	Worldpay Bnkcrd Dep 050211 Lk574032 501001
05/03	13,999.84	Worldpay Bnkcrd Dep 050311 Lk574032 502001
05/03	255.83	Worldpay Bnkcrd Dep 050311 Lk574033 502001
05/03	62.42	Worldpay Bnkcrd Dep 050311 Lk574039 502576
05/03	57.14	Worldpay Bnkcrd Dep 050311 Lk574030 502002
05/04	461.66	Worldpay Bnkcrd Dep 050411 Lk574032 503001
05/04	353.28	Worldpay Bnkcrd Dep 050411 Lk574033 503001

030842 1/2





Commercial Account Statement

1-800-862-6200

Please call us anytime for answers to your questions, account information, current rates or to update your address & phone number.

2 OF 3

Beginning May 01, 2011
through May 31, 2011

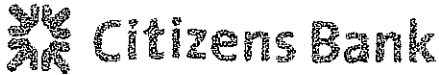
Commercial Checking continued from previous page

Deposits & Credits (continued)

Date	Amount	Description
05/04	196.96	Worldpay Bnkcrd Dep 050411 Lk574030 503002
05/04	105.65	Worldpay Bnkcrd Dep 050411 Lk574039 503577
05/05	497.64	Worldpay Bnkcrd Dep 050511 Lk574032 504001
05/05	263.07	Worldpay Bnkcrd Dep 050511 Lk574039 504578
05/05	239.94	Worldpay Bnkcrd Dep 050511 Lk574033 504001
05/06	1,166.49	Worldpay Bnkcrd Dep 050611 Lk574032 505001
05/06	290.74	Worldpay Bnkcrd Dep 050611 Lk574033 505001
05/06	123.96	Worldpay Bnkcrd Dep 050611 Lk574030 505002
05/06	96.48	Worldpay Bnkcrd Dep 050611 Lk574039 505579
05/09	777.45	Worldpay Bnkcrd Dep 050911 Lk574032 506001
05/09	555.81	American Express Settlement 110509 2371661273
05/09	529.79	Worldpay Bnkcrd Dep 050911 Lk574033 508001
05/09	314.69	Worldpay Bnkcrd Dep 050911 Lk574033 506001
05/09	296.22	Worldpay Bnkcrd Dep 050911 Lk574033 507001
05/09	116.91	American Express Settlement 110507 2371661273
05/09	53.15	Worldpay Bnkcrd Dep 050911 Lk574039 506580
05/09	47.72	Worldpay Bnkcrd Dep 050911 Lk574030 506002
05/10	6,969.00	Worldpay Bnkcrd Dep 051011 Lk574032 509001
05/10	929.99	Worldpay Bnkcrd Dep 051011 Lk574030 509002
05/10	689.76	Worldpay Bnkcrd Dep 051011 Lk574039 509581
05/10	286.15	American Express Settlement 110510 2371661273
05/11	506.19	Worldpay Bnkcrd Dep 051111 Lk574032 510001
05/11	289.40	Worldpay Bnkcrd Dep 051111 Lk574030 510002
05/11	195.00	Worldpay Bnkcrd Dep 051111 Lk574033 510001
05/11	168.38	Worldpay Bnkcrd Dep 051111 Lk574039 510582
05/12	1,253.87	Worldpay Bnkcrd Dep 051211 Lk574032 511001
05/12	82.45	American Express Settlement 110512 2371661273
05/12	72.13	Worldpay Bnkcrd Dep 051211 Lk574039 511583
05/12	72.03	Worldpay Bnkcrd Dep 051211 Lk574033 511001
05/13	365.30	Worldpay Bnkcrd Dep 051311 Lk574032 512001
05/13	251.46	Worldpay Bnkcrd Dep 051311 Lk574033 512001
05/13	91.27	Worldpay Bnkcrd Dep 051311 Lk574039 512584
05/13	34.03	American Express Settlement 110513 2371661315
05/13	23.86	Worldpay Bnkcrd Dep 051311 Lk574030 512002
05/16	1,629.12	Worldpay Bnkcrd Dep 051611 Lk574032 513001
05/16	397.75	Worldpay Bnkcrd Dep 051611 Lk574033 515001
05/16	231.18	Worldpay Bnkcrd Dep 051611 Lk574030 513002
05/16	169.39	Worldpay Bnkcrd Dep 051611 Lk574033 514001
05/16	135.43	Worldpay Bnkcrd Dep 051611 Lk574032 514001
05/16	130.43	Worldpay Bnkcrd Dep 051611 Lk574039 513585
05/16	106.70	American Express Settlement 110516 2371661273
05/17	13,445.00	Worldpay Bnkcrd Dep 051711 Lk574032 516001
05/17	838.75	Worldpay Bnkcrd Dep 051711 Lk574030 516002
05/17	33.42	Worldpay Bnkcrd Dep 051711 Lk574033 516001
05/18	256.79	Worldpay Bnkcrd Dep 051811 Lk574032 517001
05/18	193.62	Worldpay Bnkcrd Dep 051811 Lk574033 517001
05/18	96.52	Worldpay Bnkcrd Dep 051811 Lk574039 517586
05/18	96.28	Worldpay Bnkcrd Dep 051811 Lk574030 517002
05/19	752.54	Worldpay Bnkcrd Dep 051911 Lk574032 518001
05/19	223.40	Worldpay Bnkcrd Dep 051911 Lk574033 518001
05/19	134.62	Worldpay Bnkcrd Dep 051911 Lk574030 518002
05/19	96.49	Worldpay Bnkcrd Dep 051911 Lk574039 518587
05/20	1,385.79	Worldpay Bnkcrd Dep 052011 Lk574032 519001
05/20	159.99	Worldpay Bnkcrd Dep 052011 Lk574033 519001
05/20	38.34	Worldpay Bnkcrd Dep 052011 Lk574030 519002
05/20	29.01	Worldpay Bnkcrd Dep 052011 Lk574039 519588
05/20	13.09	American Express Settlement 110520 2371661273
05/23	1,083.01	Worldpay Bnkcrd Dep 052311 Lk574032 520001
05/23	348.02	Worldpay Bnkcrd Dep 052311 Lk574030 520002
05/23	298.93	Worldpay Bnkcrd Dep 052311 Lk574032 521001
05/23	286.15	American Express Settlement 110521 2371661273
05/23	242.47	Worldpay Bnkcrd Dep 052311 Lk574033 520001
05/23	240.23	Worldpay Bnkcrd Dep 052311 Lk574033 521001
05/23	96.18	Worldpay Bnkcrd Dep 052311 Lk574032 522001
05/23	96.18	Worldpay Bnkcrd Dep 052311 Lk574033 522001
05/23	72.75	American Express Settlement 110523 2371661273
05/23	62.77	Worldpay Bnkcrd Dep 052311 Lk574039 520589
05/23	43.85	American Express Settlement 110523 2371661315
05/24	981.10	Worldpay Bnkcrd Dep 052411 Lk574032 523001
05/24	97.00	American Express Settlement 110524 2371661273
05/24	53.15	Worldpay Bnkcrd Dep 052411 Lk574033 523001
05/25	5,863.25	Worldpay Bnkcrd Dep 052511 Lk574032 524001
05/25	2,117.85	Worldpay Bnkcrd Dep 052511 Lk574030 524002
05/25	149.22	Worldpay Bnkcrd Dep 052511 Lk574039 524590

LOWER BUCKS HOSPITAL INC
CREDIT CARD ACCOUNT
DIP CH 11 CASE #10-10239
Commercial Checking
XXXXXXX803-0





Commercial Account Statement

1-800-862-6200

Please call us anytime for answers to your questions, account information, current rates or to update your address & phone number.

3 OF 3

Beginning May 01, 2011 through May 31, 2011

Commercial Checking continued from previous page

Deposits & Credits (continued)

Date	Amount	Description
05/25	48.54	Worldpay Bnkcrd Dep 052511 Lk574033 524001
05/26	247.14	Worldpay Bnkcrd Dep 052611 Lk574032 525001
05/26	77.23	Worldpay Bnkcrd Dep 052611 Lk574039 525591
05/27	235.00	Worldpay Bnkcrd Dep 052711 Lk574032 526001
05/27	181.39	American Express Settlement 110527 2371661273
05/27	52.72	Worldpay Bnkcrd Dep 052711 Lk574039 526592
05/31	598.49	Worldpay Bnkcrd Dep 053111 Lk574032 527001
05/31	386.07	Worldpay Bnkcrd Dep 053111 Lk574033 529001
05/31	315.25	American Express Settlement 110530 2371661273
05/31	227.22	Worldpay Bnkcrd Dep 053111 Lk574030 527002
05/31	159.18	Worldpay Bnkcrd Dep 053111 Lk574039 527593
05/31	121.33	Worldpay Bnkcrd Dep 053111 Lk574033 527001
05/31	97.36	Worldpay Bnkcrd Dep 053111 Lk574033 530001
05/31	38.98	American Express Settlement 110530 2371661315

LOWER BUCKS HOSPITAL INC
CREDIT CARD ACCOUNT
DIP CH 11 CASE #10-10239
Commercial Checking
XXXXXXXX803-0

+ Total Deposits & Credits
72,371.34

= Current Balance
396,085.89

Daily Balance

Date	Balance	Date	Balance	Date	Balance
05/02	329,346.65	05/11	359,099.44	05/20	381,439.45
05/03	342,819.05	05/12	360,579.92	05/23	384,309.99
05/04	343,936.60	05/13	361,345.84	05/24	385,441.24
05/05	344,937.25	05/16	364,145.84	05/25	393,348.68
05/06	346,614.92	05/17	377,962.97	05/26	393,673.05
05/09	349,306.66	05/18	378,606.18	05/27	394,142.01
05/10	357,940.47	05/19	379,813.23	05/31	396,085.89


NEWS FROM CITIZENS

--A good bank offers you more! Keep your business finances running smoothly with these limited-time offers from Citizens Bank. Earn up to \$100 into your business checking account with your choice of valuable accounts and features. We'll make your first monthly payment on a Citizens Bank Term Loan, up to \$250, when you borrow up to \$50,000. In addition, ask your business banker about special offers on the Everyday Points Business MasterCard and merchant services through WorldPay. To learn more, call 1-800-428-7463, go to citizensbank.com/business or talk to your business banker today.

--Give help. Give hope. Be inspired. Please join us in saluting our new Champion in Action at citizensbank.com/community.

030642 2/2





1-800-862-6200

Please call us anytime for answers to your questions, account information, current rates or to update your address & phone number.

Commercial Account Statement

1 OF 1

Beginning May 01, 2011 through May 31, 2011

AV 01 030979 21678E115 B**5DGT
LOWER BUCKS HOSPITAL INC
GRANT FUND
DIP CH 11 CASE #10-10239
501 BATH RD
BRISTOL PA 19007-3101

Commercial Checking

US002

SUMMARY

Balance Calculation

Previous Balance	5,183.35
Checks	.00 -
Debits	.00 -
Deposits & Credits	.00 +
Current Balance	5,183.35 =

LOWER BUCKS HOSPITAL INC
GRANT FUND
DIP CH 11 CASE #10-10239
Commercial Checking
XXXXXXXX988-0

030979 1/1

Previous Balance

5,183.35

Current Balance

5,183.35

TRANSACTION DETAILS

No activity this statement period



NEWS FROM CITIZENS

--A good bank offers you more! Keep your business finances running smoothly with these limited-time offers from Citizens Bank. Earn up to \$100 into your business checking account with your choice of valuable accounts and features. We'll make your first monthly payment on a Citizens Bank Term Loan, up to \$250, when you borrow up to \$50,000. In addition, ask your business banker about special offers on the Everyday Points Business MasterCard and merchant services through WorldPay. To learn more, call 1-800-428-7463, go to citizensbank.com/business or talk to your business banker today.

--Give help. Give hope. Be inspired. Please join us in saluting our new Champion in Action at citizensbank.com/community.



PO Box 7000
 ROP-450
 Providence RI 02940



1-800-862-6200

Please call us anytime for answers to your questions, account information, current rates or to update your address & phone number.

Commercial Account Statement

1 OF 1

Beginning May 01, 2011
 through May 31, 2011

AV 01 030976 21678E115 B**5DGT



LOWER BUCKS HOSPITAL INC
 DIP CH 11 CASE #10-10239
 501 BATH RD
 BRISTOL PA 19007-3101

Commercial Checking

US 002

SUMMARY

Balance Calculation

Balance

Previous Balance	4,185,498.86	Average Daily Balance	4,185,498.86
Checks	.00 -	Interest	
Debits	.00 -	Current Interest Rate	.10%
Deposits & Credits	.00 +	Annual Percentage Yield Earned	.10%
Interest Paid	355.48 +	Number of Days Interest Earned	31
Current Balance	4,185,854.34 =	Interest Earned	355.48
		Interest Paid this Year	1,731.24

LOWER BUCKS HOSPITAL INC
 DIP CH 11 CASE #10-10239
 Business Green Money Market
 XXXXXXXX516-8

You can waive the monthly maintenance fee of \$9.99 by maintaining a minimum daily balance in your account of \$2,500.00.
 Your minimum daily balance this statement period is **\$4,185,498.00.**

Previous Balance

4,185,498.86

TRANSACTION DETAILS

Interest

Date	Amount	Description
05/31	355.48	Interest

Total Interest Paid

355.48

Current Balance

4,185,854.34

Daily Balance

Date	Balance	Date	Balance
05/31	4,185,854.34		

NEWS FROM CITIZENS

---A good bank offers you more! Keep your business finances running smoothly with these limited-time offers from Citizens Bank. Earn up to \$100 into your business checking account with your choice of valuable accounts and features. We'll make your first monthly payment on a Citizens Bank Term Loan, up to \$250, when you borrow up to \$50,000. In addition, ask your business banker about special offers on the Everyday Points Business MasterCard and merchant services through WorldPay. To learn more, call 1-800-428-7463, go to citizensbank.com/business or talk to your business banker today.

--Give help. Give hope. Be inspired. Please join us in saluting our new Champion in Action at citizensbank.com/community.

030976 1/1





1-800-862-6200
 Please call us anytime for answers to your questions, account information, current rates or to update your address & phone number.

Commercial Account Statement

1 OF 1

Beginning May 01, 2011 through May 31, 2011

AV 01 030983 21678F115 B**5DGT
 [MICR line]
 LOWER BUCKS HOSPITAL INC
 ESCROW
 DIP CH 11 CASE #10-10239
 501 BATH RD
 BRISTOL PA 19007-3101

Commercial Checking

US 002

SUMMARY

Balance Calculation

		Balance		
Previous Balance	17,078.34	Average Daily Balance	17,078.34	
Checks	.00 -	Interest		
Debits	.00 -	Current Interest Rate	.25%	
Deposits & Credits	.00 +	Annual Percentage Yield Earned	.25%	
Interest Paid	3.65 +	Number of Days Interest Earned	31	
Current Balance	17,081.99 =	Interest Earned	3.65	
		Interest Paid this Year	20.50	

LOWER BUCKS HOSPITAL INC
 ESCROW
 DIP CH 11 CASE #10-10239
 Business Green Money Market
 XXXXXXX690-3

You can waive the monthly maintenance fee of \$9.99 by maintaining a minimum daily balance in your account of \$2,500.00.
 Your minimum daily balance this statement period is **\$17,078.00.**

Previous Balance

17,078.34

TRANSACTION DETAILS

Interest

Date	Amount	Description
05/31	3.65	Interest

+	Total Interest Paid	3.65
=	Current Balance	17,081.99

Daily Balance

Date	Balance	Date	Balance
05/31	17,081.99		

NEWS FROM CITIZENS

--A good bank offers you more! Keep your business finances running smoothly with these limited-time offers from Citizens Bank. Earn up to \$100 into your business checking account with your choice of valuable accounts and features. We'll make your first monthly payment on a Citizens Bank Term Loan, up to \$250, when you borrow up to \$50,000. In addition, ask your business banker about special offers on the Everyday Points Business MasterCard and merchant services through WorldPay. To learn more, call 1-800-428-7463, go to citizensbank.com/business or talk to your business banker today.
 --Give help. Give hope. Be inspired. Please join us in saluting our new Champion in Action at citizensbank.com/community.

LOWER BUCKS HOSPITAL- DISBURSEMENTS MAY 1- MAY 31, 2011

DATE	CHECK NUMBER	CHECK AMOUNT	PAYABLE TO
05/02/11	ACH	833.33	ADP LEASES
05/02/11	DEBIT PO #232483	163.20	STRYKER
05/02/11	DEBIT PO #232484	150.00	UTAH MEDICAL
05/02/11	DEBIT PO #232486	718.19	KENDALL
05/02/11	DEBIT PO #232491	525.00	J&J
05/02/11	DEBIT PO #232492	566.50	MEDI-PLAST
05/02/11	DEBIT PO #232500	170.50	ALCO SALES
05/02/11	371960	7,209.08	AMERICAN RED CROSS
05/02/11	371963	16,280.37	FDR SERVICES CORP
05/02/11	371966	3,250.00	RCM TECHNOLOGIES
05/02/11	371971	10,000.00	B BRAUN MEDICAL INC
05/02/11	371973	7,000.00	CARDINAL PHARMACEUTI
05/02/11	371987	27,574.76	PA UNEMPLOYMENT COMP
05/02/11	371995	160.00	ADVANCED MEDICAL INC
05/02/11	371996	2,723.70	CASCADE SPECIALTY
05/02/11	371997	70.10	CANCER DIAGNOSTICS I
05/02/11	371998	50,747.61	CROTHALL CLINICAL
05/02/11	371999	350.00	DUNCAN MD IAN
05/02/11	372000	959.65	MEDRAD INC
05/02/11	372001	5,134.91	PHILIPS MEDICAL SYST
05/02/11	372002	59.95	COMCAST CABLE
05/02/11	372003	99.95	COMCAST CABLE
05/02/11	372004	71.81	COMCAST CABLE
05/02/11	372005	95.00	COMCAST
05/02/11	372006	2,590.00	GHALILI MD KOUROUSH
05/02/11	372007	5,662.91	SPECIALTYCARE CARDIO
05/02/11	372008	1,850.00	KUNTE, M.D. UDAY
05/02/11	372009	4,167.00	LAM PLASTIC SURGERY
05/02/11	372010	5,180.00	RAYNER MD MARK
05/02/11	372012	6,846.54	PHILIP ROSENAU CO IN
5/3/2011	DEBIT PO #232478	31.65	MCMaster CARR
5/3/2011	DEBIT PO #232505	731.00	WL GORE
5/3/2011	DEBIT PO #232512	1,078.92	J&J
5/3/2011	DEBIT PO #232529	1,009.80	VASCULAR SOLUTIONS
5/3/2011	DEBIT po #232539	450.84	UNITED ENDOSCOPY
05/03/11	WIRE	21,934.54	OWENS AND MINOR
05/03/11	WIRE	45,407.38	EXPRESS SCRIPTS
5/3/2011	372011	5,000.00	RCM TECHNOLOGIES
5/3/2011	372013	10,147.56	OFFICE DEPOT
5/3/2011	372015	21,514.62	COMMONWEALTH OF PA
5/3/2011	372016	3,030.00	COMPUTER CO-OP INC
5/3/2011	372017	6,836.19	FIRST INS FUNDING CORP
5/3/2011	372018	5,509.37	SPECIALTYCARE CARDIOVAS
5/3/2011	372019	2,069.74	INDEPENDENT IMAGING SUP

LOWER BUCKS HOSPITAL- DISBURSEMENTS MAY 1- MAY 31, 2011

DATE	CHECK NUMBER	CHECK AMOUNT	PAYABLE TO
5/3/2011	372020	229.40	ITC
5/3/2011	372021	550.00	ORKIN
5/3/2011	372022	3,000.00	PATEL MD JAYKUMAR
5/3/2011	372023	9,203.00	PCOM
05/04/11	-	36,160.67	WELLS FARGO BANK, N.
05/04/11	1,788.81	276.00	TRI STATE TURF SUPPL
05/04/11	4,167.62	3,750.00	PEOPLE SYSTEMS
05/04/11	8,370.65	11,778.00	UNITED AUDIT SYSTEMS
05/04/11	21,833.59	2,078.36	ORTHO-CLINICAL DIAGN
05/04/11	ACH	15.00	CITIZENS-RETURNED CHECK
05/04/11	DEBIT	34.36	SOURCEONE
05/04/11	DEBIT	67.35	MORIA
05/04/11	DEBIT	93.24	BECKMAN
05/04/11	DEBIT	100.80	STATE OF ART MEDICAL
05/04/11	DEBIT	146.25	J&J-CORDIS
05/04/11	DEBIT	165.00	J&J-CORDIS
05/04/11	DEBIT	208.00	STATE OF ART MEDICAL
05/04/11	DEBIT	236.00	ARROW
05/04/11	DEBIT	343.60	J&J
05/04/11	DEBIT	369.42	STRYKER CORP
05/04/11	DEBIT	675.00	J&J
05/04/11	TRANSFER	2,000.00	ADMINISTRATIVE DEBIT CARD
05/04/11	TRANSFER	5,000.00	PSA
05/04/11	TRANSFER	419,159.59	ADP- DIRECT DEPOSIT
05/04/11	WIRE	18,705.00	ABBOTT VASCULAR
05/04/11	372024	3,750.00	ALLMED COMPREHENSIVE
05/04/11	372025	242.93	KEEGAN ALYSON
05/04/11	372026	3,581.00	AMPHION MEDICAL SOLU
05/04/11	372027	17.37	BELLCO GLASS INC
05/04/11	372028	1,288.76	BIO-RAD LABS, INC
05/04/11	372029	143.00	CALGONATE CORP
05/04/11	372030	21,000.00	CENTER FOR WOMEN'S
05/04/11	372031	30.00	COMMONWEALTH OF PA
05/04/11	372032	3,000.00	FILES, D.DANIEL & KATHLEEN
05/04/11	372033	1,800.00	FLICK JOANNE
05/04/11	372034	2,000.00	INST FOR RESP & SLEE
05/04/11	372035	500.00	LAM PLASTIC SURGERY
05/04/11	372036	2,700.00	LIONS EYE INSTITUTE
05/04/11	372038	2,297.50	MAYO MEDICAL LABORAT
05/04/11	372039	940.00	MERCER MICHAEL
05/04/11	372043	1,067.73	RABBI, MD JAMAL
05/04/11	372047	6,241.78	WELLSOFT
05/05/11	DEBIT PO #232449	259.00	GESUALDI PRINTING
05/05/11	DEBIT PO #232535	431.28	GETINGE

LOWER BUCKS HOSPITAL- DISBURSEMENTS MAY 1- MAY 31, 2011

DATE	CHECK NUMBER	CHECK AMOUNT	PAYABLE TO
05/05/11	DEBIT PO #232555	3,540.00	VASCUTECH
05/05/11	DEBIT PO #232561	137.50	J&J CORDIS
05/05/11	DEBIT PO #232563	2,580.00	EV3
05/05/11	DEBIT PO #232565	166.71	BAXTER IV SOLUTIONS
05/05/11	DEBIT PO #232566	5,444.00	MARQUET CARDIO
05/05/11	DEBIT PO #232567	1,731.00	WL GORE
05/05/11	DEBIT PO #232568	31.20	APPLIANCE PARTS
05/05/11	DEBIT PO #232570	198.00	DLP MEDTRONIC
05/05/11	DEBIT PO #232573	113.40	MICROAIR
05/05/11	TRANSFER	1,450.14	ADP- PHILADELPHIA TAX
05/05/11	TRANSFER	1,924.22	ADP- NJ STATE TAX
05/05/11	TRANSFER	3,475.14	ADP- BRISTOL TAX
05/05/11	TRANSFER	20,794.94	ADP- PA TAX
05/05/11	TRANSFER	55,685.49	ADP- U.S. TREASURY
05/05/11	TRANSFER	148,975.90	ADP-U.S. TREASURY
05/05/11	WIRE	28,959.22	OWENS AND MINOR
05/05/11	372048	(147,805.00)	ABBOTT VASCULAR
05/05/11	372048	147,805.00	ABBOTT VASCULAR
05/05/11	372049	5,632.46	BUDGET PRINTING &
05/05/11	372050	450.00	DEP
05/05/11	372051	49.72	HELENA LABORATORIES
05/05/11	372052	76,990.00	SUNQUEST INFORMATION
05/05/11	372053	940.00	ERIC SZAJDECKI
05/06/11	ACH	(26,737.80)	INDEPENDENCE BLUE CROSS
05/06/11	ACH	43,003.28	INDEPENDENCE BLUE CROSS
05/06/11	ACH	50,631.11	INDEPENDENCE BLUE CROSS
05/06/11	ACH	76,707.41	CITIZENS- NET PAY
05/06/11	ACH	110,562.38	INDEPENDENCE BLUE CROSS
05/06/11	DEBIT	118.77	MICROTEK MEDICAL
05/06/11	DEBIT	129.90	OMNI MEDICAL SUPPLY
05/06/11	DEBIT	204.24	SYNTHES
05/06/11	DEBIT	240.00	HEARTSYNC
05/06/11	DEBIT	270.00	ANGIOTECH
05/06/11	DEBIT	557.27	COMMERCIAL BUS FORMS
05/06/11	DEBIT	976.00	UTAH MEDICAL PRODUCTS
05/06/11	DEBIT	990.00	BRIGGS
05/06/11	TRANSFER	927.14	ADP- PASCUDU
05/06/11	WIRE	21,453.07	OWENS AND MINOR
05/06/11	WIRE	62,342.10	AMERISOURCE
05/06/11	371393	(24,522.86)	INDEPENDENCE BLUE CROSS
05/06/11	372042	42,345.00	PMA INSURANCE ASSOC
05/06/11	372054	122.91	ADAMS CYNTHIA
05/06/11	372057	88.02	BARNASEVITCH JILL
05/06/11	372058	124.44	BRADBY REGINA

LOWER BUCKS HOSPITAL- DISBURSEMENTS MAY 1- MAY 31, 2011

DATE	CHECK NUMBER	CHECK AMOUNT	PAYABLE TO
05/06/11	372059	108.63	CARUSO KATHLEEN
05/06/11	372060	16,444.83	GETINGE USA INC.
05/06/11	372061	123.93	HEALY MARY M
05/06/11	372062	338,571.10	HORIZON MENTAL
05/06/11	372063	86.19	JOHNSON STEPHANIE
05/06/11	372064	75.36	KOTKIEWICZ BARBARA
05/06/11	372065	143.82	LOUDEN KATHERINE
05/06/11	372067	65.09	MAIDEN DEBORAH
05/06/11	372068	149.43	MCKEY PAT
05/06/11	372069	145.86	MAURIO JOANN
05/06/11	372070	160.65	MOORE THERESA
05/06/11	372071	129.54	KIMBLE HEATHER
05/06/11	372072	14,872.00	PINNACLE MID-ATLANTIC
05/06/11	372073	114.24	POOLE SANDO
05/06/11	372074	148.41	SCHOOLEY MARCIA
05/06/11	372075	67.32	SHAH SAROJ
05/06/11	372076	98.94	SILK COLLEEN
05/06/11	372077	16.32	SLICK PATRICIA
05/06/11	372078	115,419.00	SODEXHO OPERATIONS LLC
05/06/11	372079	37.23	TODD KATHERINE
05/06/11	372080	126.99	WEISSMAN ELI
05/06/11	372081	3,363.09	WELLS FARGO BANK, N.A.
05/06/11	372082	99.45	WELBORN JUDY
05/06/11	372083	17.85	ZABA MELISSA
05/06/11	372084	104.55	ZABAT NIMFA
05/06/11	372086	10,004.60	AFLAC
05/06/11	372087	369.68	AMERICAN HERITAGE LI
05/06/11	372088	3,492.50	ASG SECURITY
05/06/11	372089	6,656.89	COLONIAL INSURANCE C
05/06/11	372090	712.88	INTERNATIONAL UNION
05/06/11	372091	1,990.00	ALERE NORTH AMERICA
05/06/11	372092	659.14	KONICA MINOLTA BUSIN
05/06/11	372093	109.52	LCG LTD
05/06/11	372094	25,772.16	LOWER BUCKS HOSP
05/06/11	372095	21,177.37	METLIFE
05/06/11	372096	8,498.42	PASNAP
05/06/11	372097	5,228.85	PRACTICE MANAGEMENT
05/06/11	372098	1,795.00	REGENCY INTERIORS
05/06/11	372101	100.00	VANGUARD GROUP
05/06/11	372102	1,450.79	WYETH PHARMACEUTICAL
05/06/11	372103	14,901.86	DONLIN RECANO
05/06/11	372104	15,565.40	EXECUTIVE SOUNDING BOARD
05/06/11	372105	24,600.00	ALERE NORTH
05/06/11		(29,623.56)	RN CHARGE PR ADJUSTMENT

LOWER BUCKS HOSPITAL- DISBURSEMENTS MAY 1- MAY 31, 2011

DATE	CHECK NUMBER	CHECK AMOUNT	PAYABLE TO
05/06/11		(2,266.20)	RN CHARGE PR ADJUSTMENT
05/09/11	ACH	57,606.03	INDEPENDENCE BLUE CROSS
05/09/11	ACH	88,807.13	INDEPENDENCE BLUE CROSS
05/09/11	DEBIT PO #231677	109.24	SYNTHESE
05/09/11	DEBIT PO #232353	574.08	SYNTHESE
05/09/11	DEBIT PO #232604	267.00	WL GORE
05/09/11	DEBIT PO #232615	326.34	MSC INDUSTRIAL
05/09/11	372056	12,769.58	AMERICAN RED CROSS
05/09/11	372106	6,508.00	BIOTRONIK, INC.
05/09/11	372107	31,304.00	BIOTRONIK, INC.
05/10/11	DEBIT	147.45	SOURCEONE
05/10/11	DEBIT	200.24	CONMED
05/10/11	DEBIT	228.00	OLYMPUS
05/10/11	DEBIT	233.75	MICROBIOLOGICS
05/10/11	DEBIT	270.55	HOLLISTER
05/10/11	DEBIT	412.65	ARROW MEDICAL
05/10/11	DEBIT	1,009.20	BECKMAN
05/10/11	DEBIT	1,366.60	ORTHO CLINICAL DIAGNOSTICS
05/10/11	DEBIT	2,225.00	ARROW MEDICAL
05/10/11	DEBIT	2,545.00	MFF
05/10/11	DEBIT	6,095.80	BIOMERIEUX
05/10/11	WIRE	5,439.77	OWENS AND MINOR
05/10/11	372037	57,662.76	LOWER BUCKS PHYSICIA
05/10/11	372055	19,769.72	ALLIED BARTON
05/10/11	372099	103,565.04	SIEMENS HEALTH SERVI
05/10/11	372108	17,320.46	BELMONT COURT DIALYSIS
05/10/11	372109	249.35	BIODEX MEDICAL SYSTEM I
05/10/11	372110	86.45	DESCO INSUSTRIES
05/10/11	372111	6,517.11	FEDEX
05/10/11	372112	2,434.44	GILES & RANSOME INC
05/10/11	372113	1,690.00	PHILADELPHIA PHILLIES
05/10/11	372114	12,875.00	RCM TECHNOLOGIES
05/10/11	372115	19,315.42	ROYAL PETROLEUM CORP
05/10/11	372116	44,282.27	IRON MOUNTAIN RECORDS
05/10/11	372117	69.54	TURNER LAUREY
05/10/11	372118	237.75	ABBOTT NUTRITION
05/10/11	372120	185.06	AMERICAN RED CROSS
05/10/11	372121	116.50	CENTURION MEDICAL PR
05/10/11	372122	475.38	CHEMICAL EQUIPMENT L
05/10/11	372123	311.14	COFFMAN JOHN
05/10/11	372125	750.00	INTERSTATE OUTDOOR
05/10/11	372126	1,189.00	KEYSTONE FIRE PROTEC
05/10/11	372127	4,831.47	MEDICAL TRANSCRIBING
05/10/11	372129	380.00	ROTARY CLUB OF BRIST

LOWER BUCKS HOSPITAL- DISBURSEMENTS MAY 1- MAY 31, 2011

DATE	CHECK NUMBER	CHECK AMOUNT	PAYABLE TO
05/10/11	372131	6,084.88	SYNTHES
05/11/11	DEBIT PO #232569	590.00	VASCULAR SOLUTIONS
05/11/11	DEBIT PO #232646	375.00	ARROW MEDICAL
05/11/11	DEBIT PO #232657	399.10	ICU MEDICAL
05/11/11	DEBIT PO #232670	6,294.31	ORTHO CLINICAL DIAGNOSTICS
05/11/11	DEBIT PO#232662	532.50	J&J CORDIS
05/11/11	TRANSFER	374,820.64	ADP- DIRECT DEPOSIT
05/11/11	372138	12,602.05	BECKMAN COULTER INC
05/11/11	372138	14,080.00	BECKMAN COULTER INC
05/11/11	372140	1,098.55	COVIDIEN PURITAN BEN
05/11/11	372142	5,368.68	KCI; USA
05/11/11	372144	322.00	MEDICAL PACKAGING IN
05/11/11	372146	1,427.65	RADIOMETER AMERICA I
05/11/11	372147	7,948.80	R.-CIGNA
05/11/11	372148	704.70	R.-INGENIX SUBROGATION
05/11/11	372149	1,207.75	R.-MILLER TIFFANY
05/11/11	372150	50.00	R.-SZILAGYI TIMOTHY
05/11/11	372151	405.00	R.-TONZINI DORIS
05/12/11	DEBIT PO #232072	341.05	MICROTEK
05/12/11	DEBIT PO #232156	184.34	STRYKER
05/12/11	DEBIT PO #232166	2,190.00	BIOMEDICAL
05/12/11	DEBIT PO #232167	2,163.29	SKYTRON
05/12/11	DEBIT PO #232168	4,205.00	BIOMEDICAL
05/12/11	DEBIT PO #232172	66.00	ANGELUS
05/12/11	DEBIT po #232173	1,051.00	OLYMPUS
05/12/11	DEBIT PO #232521	730.20	STAR LINEN
05/12/11	DEBIT PO #232647	87.50	BOSTON MEDICAL
05/12/11	DEBIT po #232661	2,850.00	MERIT MEDICAL
05/12/11	DEBIT po #232683	274.60	HEALTHCARE LOGISTICS
05/12/11	DEBIT PO #232696	447.00	BEAVER
05/12/11	DEBIT po #232704	128.32	ORTHO/J&J
05/12/11	TRANSFER	861.46	ADP- NJ STATE TAX
05/12/11	TRANSFER	2,197.20	ADP- PHILADELPHIA TAX
05/12/11	TRANSFER	3,065.55	ADP- BRISTOL TAX
05/12/11	TRANSFER	19,683.13	ADP- PA TAX
05/12/11	TRANSFER	50,024.48	ADP- U.S. TREASURY
05/12/11	TRANSFER	123,070.53	ADP-U.S. TREASURY
05/12/11	WIRE	22,936.65	OWENS
05/12/11	WIRE	45,269.18	AMERISOURCE
05/12/11	372156	3,286.58	COMMUNICATION
05/12/11	372157	9,039.28	AMERICAN RED CROSS
05/12/11	372158	11,060.39	BOSTON SCIENTIFIC CORP.
05/12/11	372159	90.60	BSN MEDICAL, INC.
05/12/11	372160	1,640.00	CLASSIC SPECIALITIES

LOWER BUCKS HOSPITAL- DISBURSEMENTS MAY 1- MAY 31, 2011

DATE	CHECK NUMBER	CHECK AMOUNT	PAYABLE TO
05/12/11	372161	1,063.90	CONSTRUCTION BLDNG MTRL
05/12/11	372162	12,423.96	FISHER HEALTHCARE
05/12/11	372163	786.01	INDEPENDENT IMAGING SUP
05/12/11	372164	96.00	LANGUAGE LINE SERVICES
05/12/11	372166	1,755.42	OSTEOTECH INC
05/12/11	372167	1,008.00	ACCOUNTING PRINCIPAL
05/12/11	372168	18,303.01	BOSTON SCIENTIFIC CO
05/12/11	372169	1,800.00	FINK JAMES
05/12/11	372170	263.22	INDEPENDENT IMAGING
05/12/11	372171	2,000.00	JCA INVENTORIES, INC
05/12/11	372172	40.00	NYMAN ASSOCIATES INC
05/12/11	372173	3,600.00	POTERJOY BRANDON
05/13/11	ACH	81,437.94	CITIZENS- NET PAY
05/13/11	DEBIT PO #230372	649.28	PLUMBMASTER, INC.
05/13/11	DEBIT PO #231429	3,925.88	GETINGE
05/13/11	DEBIT PO #232163	1,979.20	DATEX OHMEDA
05/13/11	DEBIT PO #232690	1,180.00	EXACTECH
05/13/11	DEBIT PO #232692	136.96	NATIONAL HOSPITAL PACKAGING
05/13/11	DEBIT PO #232695	1,041.75	IDENTICARD
05/13/11	DEBIT	660.00	KONICA MINOLTA
05/13/11	DEBIT	1,143.79	KONICA MINOLTA
05/13/11	TRANSFER	2,759.54	ADP- PASCUDU
05/13/11	WIRE	8,961.36	OWENS AND MINOR
05/13/11	372174	1,540.00	AMERICAN MEDICAL SYS
05/13/11	372175	1,860.00	ARGENTI MICHELLE
05/13/11	372176	3,216.33	ARCS TRANSCRIPTION S
05/13/11	372177	115.49	AVCO SUPPLY INC
05/13/11	372178	7,600.00	BEDNAREK, M.D JOSEPH
05/13/11	372179	105.83	BILLOWS ELECTRIC SUP
05/13/11	372180	2,385.00	BRADBY REGINA
05/13/11	372181	1,090.00	BRISTOL POSTMASTER
05/13/11	372182	80.00	COFFMAN JOHN
05/13/11	372183	281.27	GRAINGER
05/13/11	372184	231.00	HOSPITAL AND HEA
05/13/11	372185	225.38	KRAMES
05/13/11	372186	99.00	HARRY J LAWALL & SON
05/13/11	372187	35,869.00	LOWER BUCKS HOSP
05/13/11	372188	10,000.00	MAIL ROOM SYSTEMS
05/13/11	372189	1,368.75	MEDRAD INC
05/13/11	372190	12,662.13	METLIFE
05/13/11	372191	5,417.00	PEGUERO MD FEDERICO
05/13/11	372192	1,275.00	SANSORES DANIELLE
05/13/11	372193	566.43	SOURCEONE HEALTHCARE
05/13/11	372194	5,048.46	VANGUARD GROUP

LOWER BUCKS HOSPITAL- DISBURSEMENTS MAY 1- MAY 31, 2011

DATE	CHECK NUMBER	CHECK AMOUNT	PAYABLE TO
05/16/11	ACH	3,894.53	CITIZENS-SERVICE FEES
05/16/11	DEBIT PO #232155	214.92	STRYKER
05/16/11	DEBIT PO #232158	559.55	DRAGER MEDICAL
05/16/11	DEBIT PO #232160	1,681.80	GETINGE
05/16/11	DEBIT PO #232183	50.00	AMERICAN IV
05/16/11	DEBIT PO #232667	436.80	ARROW
05/16/11	DEBIT PO #232751	658.77	INTEGRA
05/16/11	DEBIT PO #232754	265.87	SHARN
05/16/11	DEBIT PO #232764	50.00	OLYMPUS
05/16/11	DEBIT PO #232774	124.35	LECICA
05/16/11	WIRE	51,302.99	EXPRESS SCRIPTS
05/16/11	372195	19,560.89	AHC INC
05/16/11	372196	4,560.68	AIRGAS EAST
05/16/11	372197	1,220.41	AMERICAN MEDICAL SYSTEM
05/16/11	372198	800.00	ANGIOSCORE
05/16/11	372199	210.43	AQUA PENNSYLVANIA
05/16/11	372200	8,790.79	AQUA PENNSYLVANIA
05/16/11	372201	417.75	AQUA PENNSYLVANIA
05/16/11	372202	9,789.09	AQUA PENNSYLVANIA
05/16/11	372203	539.65	AQUA PENNSYLVANIA
05/16/11	372204	880.00	EXECUTIVE HEALTH RESOUR
05/16/11	372205	1,157.00	GENZYME GENETICS
05/16/11	372206	212.00	WILLIAM G KURKO
05/16/11	372207	1,426.88	MALONEY CINDY
05/16/11	372208	1,083.85	MID-SOUTH TELECOM LLC
05/16/11	372209	7,318.80	PHARMACY ONE SOURCE INC
05/16/11	372210	212.13	SUPERCIRCUITS, INC.
05/16/11	372211	414.37	NAT'L ENERGY CONTROL
05/16/11	372212	142.81	ADAMS CYNTHIA
05/16/11	372213	677.26	BAXTER HEALTHCARE CO
05/16/11	372214	59.70	BARNASEVITCH JILL
05/16/11	372215	25.00	BISSINGER JUNE
05/16/11	372216	153.52	BRADBY REGINA
05/16/11	372217	139.75	CARUSO KATHLEEN
05/16/11	372218	11.22	GALLANT LESLIE
05/16/11	372219	99.46	HEALY MARY M
05/16/11	372220	149.44	JOHNSON STEPHANIE
05/16/11	372221	94.11	KOTKIEWICZ BARBARA
05/16/11	372222	94.86	LOUDEN KATHERINE
05/16/11	372223	1,625.50	LOWER BUCKS HOSP
05/16/11	372224	92.43	MAIDEN DEBORAH
05/16/11	372225	168.31	MCKEY PAT
05/16/11	372226	177.49	MAURIO JOANN
05/16/11	372227	139.74	MOORE THERESA

LOWER BUCKS HOSPITAL- DISBURSEMENTS MAY 1- MAY 31, 2011

DATE	CHECK NUMBER	CHECK AMOUNT	PAYABLE TO
05/16/11	372228	143.32	KIMBLE HEATHER.
05/16/11	372229	25.00	PETTIA SUE
05/16/11	372230	652.78	PLUMBMASTER
05/16/11	372231	91.29	POOLE SANDO
05/16/11	372232	105.57	SCHOOLEY MARCIA
05/16/11	372233	5,970.00	SCRIPTRX, INC.
05/16/11	372234	97.42	SHAH SAROJ
05/16/11	372235	136.18	SILK COLLEEN
05/16/11	372236	386.00	SMITH & NEPHEW ENDOS
05/16/11	372237	87.73	TODD KATHERINE
05/16/11	372238	147.91	WEISSMAN ELI
05/16/11	372239	107.62	WELBORN JUDY
05/16/11	372240	144.34	ZABAT NIMFA
05/17/11	ACH	43,710.65	INDEPENDENCE BLUE CROSS
05/17/11	DEBIT PO #230097	2,021.72	ORTHO/J&J
05/17/11	DEBIT PO #232749	190.00	ASAP
05/17/11	DEBIT PO #232752	598.00	LUMITEX
05/17/11	DEBIT PO #232761	234.19	ST JOHN
05/17/11	DEBIT PO #232777	75.00	BIO RAD
05/17/11	DEBIT PO #232791	63.00	ADVANCED MEDICAL
05/17/11	DEBIT PO #232792	565.00	KATENA
05/17/11	WIRE	12,765.91	OWENS AND MINOR
05/17/11	371265	292.60	PECO ENERGY
05/17/11	371266	787.07	PECO ENERGY
05/17/11	371267	9,221.10	PECO ENERGY
05/17/11	371268	601.27	PECO ENERGY
05/17/11	371269	38.42	PECO ENERGY
05/17/11	371270	644.38	PECO ENERGY
05/17/11	371272	37,220.55	PECO ENERGY
05/17/11	372241	129.33	AMERICAN PAD EX OF N
05/17/11	372242	15,629.27	FDR SERVICES CORP
05/17/11	372243	0.22	LEVEL 3 COMMUNICATIO
05/17/11	372244	12,746.96	PATEL MD RAJANI
05/17/11	372245	21,383.42	SINHA RD RANJAN K
05/18/11	ACH	20.00	CITIZENS RETURNED CHECK
05/18/11	DEBIT PO # 232801	139.90	OMNI
05/18/11	DEBIT PO #231416	157.50	AMERICAN IV
05/18/11	DEBIT PO #232179	180.00	AMERICAN IV
05/18/11	DEBIT PO #232810	1,485.00	CIVCO
05/18/11	371271	88,084.78	PECO ENERGY
05/18/11	372246	45.17	AQUA PENNSYLVANIA
05/18/11	372247	15.86	AQUA PENNSYLVANIA
05/18/11	372248	21.27	AQUA PENNSYLVANIA
05/18/11	372249	12,524.26	BIO-RAD LABS, INC

LOWER BUCKS HOSPITAL- DISBURSEMENTS MAY 1- MAY 31, 2011

DATE	CHECK NUMBER	CHECK AMOUNT	PAYABLE TO
05/18/11	372250	5,874.12	GE HEALTHCARE FIN SVCS
05/18/11	372251	19,630.07	GE HEALTHCARE FIN SRVCS
05/18/11	372252	639.68	HEALTHWORKS INC
05/18/11	372253	267.00	INDUSTRIAL STEAM
05/18/11	372263	5,928.91	PHILIP ROSENAU CO INC
05/18/11	372264	38.21	SPRINT
05/18/11	372265	401.45	VERIZON CABS
05/18/11	372266	29.94	VERIZON
05/18/11	372267	105.57	VERIZON
05/18/11	372268	4,486.76	VERIZON
05/18/11	372269	59.98	VERIZON
05/18/11	372270	16.83	ZABA MELISSA
05/18/11	372271	585.00	AMPHION MEDICAL SOLU
05/18/11	372272	993.60	APRIA HEALTHCARE
05/18/11	372273	1,223.92	CONSTRUCTION BLDNG M
05/18/11	372274	621.27	MORRISVILLE SWEEPING
05/18/11	372275	20,250.00	ORTHO-CLINICAL DIAGN
05/18/11	372276	20,833.33	PHYSICIANS ASSISTANT
05/18/11	372277	799.62	PHILIP ROSENAU CO IN
05/19/11	ACH	4,017.31	ADP-FEES
05/19/11	DEBIT PO #232775	70.17	RICHARD ALLEN
05/19/11	DEBIT PO #232778	1,270.10	BECKMAN
05/19/11	DEBIT PO #232781	64.00	POLY SCIENTIFIC
05/19/11	DEBIT PO #232798	58.37	MSC
05/19/11	DEBIT PO #232828	325.80	LECICA/SURGIPATH
05/19/11	DEBIT PO #232830	36.20	LECICA/SURGIPATH
05/19/11	DEBIT po #232837	25.50	PEARSON SURGICAL
05/19/11	DEBIT	535.96	PECO
05/19/11	TRANSFER	1,368.77	ADP- PHILADELPHIA TAX
05/19/11	TRANSFER	1,913.24	ADP- NJ STATE TAX
05/19/11	TRANSFER	3,318.34	ADP- BRISTOL TAX
05/19/11	TRANSFER	19,773.32	ADP- PA TAX
05/19/11	TRANSFER	52,661.97	ADP- U.S. TREASURY
05/19/11	TRANSFER	137,219.42	ADP-U.S. TREASURY
05/19/11	TRANSFER	393,439.59	ADP- DIRECT DEPOSIT
05/19/11	WIRE	26,406.39	OWENS AND MINOR
05/19/11	372262	(265.09)	PECO ENERGY
05/19/11	372262	265.09	PECO ENERGY
05/19/11	372278	380.75	CROSS MEDICAL SPECIALTI
05/19/11	372279	3,251.57	FISHER HEALTHCARE
05/19/11	372280	3,676.85	RADIOMETER AMERICA INC
05/19/11	372281	91.03	BARTKOVICH JOAN
05/19/11	372282	33,362.49	AETNA
05/19/11	372283	1,540.00	ARLEN,RHI MICHAEL D.

LOWER BUCKS HOSPITAL- DISBURSEMENTS MAY 1- MAY 31, 2011

DATE	CHECK NUMBER	CHECK AMOUNT	PAYABLE TO
05/19/11	372284	50.00	BRADLEY PATRICK
05/19/11	372285	48.00	BRISTOL POSTMASTER
05/19/11	372286	13,586.60	CROSS MEDICAL SPECIA
05/19/11	372287	22,907.43	HARTFORD
05/19/11	372288	12,144.00	HILL-ROM
05/19/11	372289	4,211.00	LOWER BUCKS RADIOLOG
05/19/11	372290	860.00	MARTIN APRIL
05/19/11	372291	3,724.42	MEDRAD INC
05/19/11	372292	860.00	MOORE JESSICA
05/19/11	372293	621.27	MORRISVILLE SWEEPING
05/19/11	372294	14,366.00	PINNACLE MID-ATLANTI
05/19/11	372295	1,825.00	SONG, MD SANG W.
05/19/11	372296	1,166.50	R.-GOPAL LADHA KRISHAN
05/19/11	372297	150.00	R.-SCHICK JASON
05/19/11	372298	806.51	R.-DVWCT
05/19/11	372299	101.50	R.-STATE FARM INS
05/19/11	372300	416.81	R.-BROADSPIRE
05/19/11	372301	386.22	R.-TRICARE FINANCE
05/20/11	ACH	368.17	PA SALES AND USE TAX
05/20/11	ACH	80,435.01	CITIZENS- NET PAY
05/20/11	DEBIT PO #232741	634.30	SOURCEONE
05/20/11	DEBIT PO #232823	195.00	CONMED/LINVATEC
05/20/11	DEBIT PO #232834	320.32	SMITHS MEDICAL
05/20/11	DEBIT PO #232838	259.00	ATMO INTERNATION
05/20/11	DEBIT PO #232850	1,930.00	ANGIO DYNAMICS
05/20/11	TRANSFER	765.23	ADP- PASCDU
05/20/11	wire	10,095.00	ABBOTT VASCULAR
05/20/11	wire	10,722.67	OWENS AND MINOR
05/20/11	369734	(6,794.00)	TELEHEALTH SVC
05/20/11	370920	1,755.33	COVIDIEN PURITAN BEN
05/20/11	371226	866.91	OWENS & MINOR INC
05/20/11	371670	(5,753.00)	MAJOR MEDICAL HOSPITAL
05/20/11	371802	36,029.71	INDEPENDENCE BLUE CR
05/20/11	372254	41.81	PECO ENERGY
05/20/11	372255	246.38	PECO ENERGY
05/20/11	372256	47.99	PECO ENERGY
05/20/11	372257	402.03	PECO ENERGY
05/20/11	372258	443.75	PECO ENERGY
05/20/11	372260	1,179.26	PECO ENERGY
05/20/11	372261	1,359.57	PECO ENERGY
05/20/11	372302	1,200.00	PROTOCOL SECURITY PA
05/20/11	372303	630.00	ALLMED COMPREHENSIVE
05/20/11	372305	5,990.00	BOSTON SCIENTIFIC CO
05/20/11	372307	3,495.68	GETINGE USA INC.

LOWER BUCKS HOSPITAL- DISBURSEMENTS MAY 1- MAY 31, 2011

DATE	CHECK NUMBER	CHECK AMOUNT	PAYABLE TO
05/20/11	372308	688.80	KEYSTONE FIRE PROTEC
05/20/11	372309	5,250.00	KOGENT
05/20/11	372310	25,886.45	LOWER BUCKS HOSP
05/20/11	372311	717.93	MCH EQUIPMENT INC
05/20/11	372312	22,853.19	METLIFE
05/20/11	372313	50.00	LOWER BUCKS HOSPITAL
05/20/11	372314	250.00	PEGUERO MD FEDERICO
05/20/11	372315	2,494.30	PERKINELMER GENETICS
05/20/11	372316	3,375.00	SECURITY AND DATA TE
05/20/11	372317	6,785.00	ST. JUDE MEDICAL S.C
05/20/11	372318	100.00	VANGUARD GROUP
05/20/11	372319	44.00	WEEDEN NANCY
05/20/11	372320	2,122.00	XEROX CORPORATION
05/20/11		2,266.20	RN CHARGE PR ADJUSTMENT
05/20/11		29,623.56	RN CHARGE PR ADJUSTMENT
05/23/11	debit PO #232176	590.00	PARTS SOURCE
05/23/11	debit po #232504	203.15	ELLMAN
05/23/11	372306	7,540.00	EXECUTIVE HEALTH RES
05/23/11	372321	2,170.00	ARTHREX INC
05/23/11	372322	8,902.84	SYNTHES
05/23/11	372323	11,398.65	BECKMAN COULTER INC
05/23/11	372324	1,608.00	BUCKS COUNTY COURIER
05/23/11	372325	540.80	CURBELL ELECTRONICS
05/23/11	372326	2,635.00	FAIRBORN MID ATLANTI
05/23/11	372327	657.27	INDEPENDENCE COMM. I
05/23/11	372333	655.37	ZIMMER
05/23/11	372334	20,086.70	ALLIED BARTON
05/23/11	372337	1,950.00	LIBERTY PRESS
05/23/11	372338	19,075.00	PINNACLE MID-ATLANTIC
05/23/11	372342	5,000.00	HOLTON SENTIVAN & GU
05/23/11	372343	19,484.24	OFFICE BASICS INC
05/24/11	DEBIT	129.70	HOLLISTER
05/24/11	DEBIT	225.00	INTEGRA
05/24/11	DEBIT	286.64	SAMMONS PRESTON
05/24/11	DEBIT	638.76	HILL ROM
05/24/11	DEBIT	731.00	WL GORE
05/24/11	DEBIT	742.50	STRYKER
05/24/11	DEBIT	1,350.00	J&J CORDIS
05/24/11	DEBIT	1,850.00	J&J CORDIS
05/24/11	DEBIT	1,903.68	BECKMAN
05/24/11	WIRE	8,114.01	OWENS AND MINOR
05/24/11	WIRE	44,322.49	AMERISOURCE
05/24/11	WIRE	60,024.36	EXPRESS SCRIPTS
05/24/11	372331	52,217.42	SUNLIFE FINANCIAL

LOWER BUCKS HOSPITAL- DISBURSEMENTS MAY 1- MAY 31, 2011

DATE	CHECK NUMBER	CHECK AMOUNT	PAYABLE TO
05/24/11	372336	1,278.25	GILES & RANSOME INC
05/24/11	372339	28,302.94	SODEXHO OPERATIONS LLC
05/24/11	372344	1,115.31	DENNEY ELECTRIC SUPPLY
05/24/11	372345	1,008.00	ACCOUNTING PRINCIPALS
05/24/11	372346	12,500.00	CAPITAL HEALTH SYSTEM
05/24/11	372347	911.16	CONSTRUCTION BLDNG MTRL
05/24/11	372348	2,371.93	COOK INCORPORATED
05/24/11	372349	13,631.00	HILL-ROM
05/24/11	372350	6,960.00	HOLOGIC INC.
05/24/11	372351	216.30	KCI; USA
05/24/11	372352	1,850.00	LASERBAND LLC
05/24/11	372353	1,678.17	MEDLINE INDUSTRIES INC
05/24/11	372354	5,611.87	SCHEDULING.COM INC
05/24/11	372355	194.49	SHUMSKY ENTERPRISES INC
05/24/11	372356	1,601.67	CLASSIC SPECIALITIES
05/24/11	372357	1,542.46	HARRY J LA WALL & SON
05/24/11	372358	2,646.04	MEDRAD INC
05/24/11	372359	5,437.50	RCM TECHNOLOGIES
05/24/11	372360	6,809.84	SMITH & NEPHEW ORTHO
05/24/11	372361	1,075.00	WELLS FARGO BANK
05/25/11	DEBIT PO #232822	1,840.00	EXACTECH
05/25/11	DEBIT PO #232867	544.00	GE
05/25/11	DEBIT PO #232868	159.00	OLYMPUS
05/25/11	DEBIT PO #232918	374.85	SMITHS
05/25/11	DEBIT	321.00	GRAFFEN
05/25/11	TRANSFER	376,228.84	ADP- DIRECT DEPOSIT
05/25/11	WIRE	5,945.00	ABBOTT VASCULAR
05/25/11	371642	(141,666.66)	PINNACLE MID-ATLANTIC
05/25/11	372362	269.57	AVCO SUPPLY INC
05/25/11	372363	1,100.00	HEALTHCARE REC SPECIAL
05/25/11	372364	95,833.33	SELZER COMPANY
05/25/11	372365	175.00	AMO SALES & SERVICE
05/25/11	372366	50.00	AMERICAN PATRIOT
05/25/11	372367	1,106.53	BAXTER HEALTHCARE CO
05/25/11	372368	692.70	ELLMAN INTERNATIONAL
05/25/11	372369	251.46	FENWAL BLOOD TECHNOL
05/25/11	372370	8,790.07	MEDICAL TRANSCRIBING
05/25/11	372371	258,333.33	PINNACLE MID-ATLANTI
05/25/11	372372	580.00	SMITH & NEPHEW ORTHO
05/25/11	372373	337.20	VALLEY NAT'L GASES
05/25/11	372374	350.28	ZIMMER
05/25/11		(116,666.67)	PINNACLE
05/26/11	DEBIT PO #231433	359.00	PHYSIO CONTROL
05/26/11	DEBIT PO #231436	2,053.16	PHILIPS

LOWER BUCKS HOSPITAL- DISBURSEMENTS MAY 1- MAY 31, 2011

DATE	CHECK NUMBER	CHECK AMOUNT	PAYABLE TO
05/26/11	DEBIT PO #232162	450.00	KARL STORZ
05/26/11	DEBIT PO #232779	6,960.00	HOLOGIC
05/26/11	DEBIT PO #232890	50.72	DIGI-TRAX
05/26/11	DEBIT PO #232907	431.28	GETINGE
05/26/11	DEBIT PO #232921	1,044.20	SYNTHESE
05/26/11	DEBIT PO #2329251	838.98	ORTHO CLINICAL
05/26/11	DEBIT PO #232951	234.55	MK BATTERY
05/26/11	DEBIT	664.99	VERIZON
05/26/11	TRANSFER	884.69	ADP- NJ STATE TAX
05/26/11	TRANSFER	2,129.44	ADP- PHILADELPHIA TAX
05/26/11	TRANSFER	3,096.28	ADP- BRISTOL TAX
05/26/11	TRANSFER	19,763.61	ADP- PA TAX
05/26/11	TRANSFER	50,362.99	ADP- U.S. TREASURY
05/26/11	TRANSFER	124,392.85	ADP-U.S. TREASURY
05/26/11	WIRE	8,097.97	OWENS AND MINOR
05/26/11	372328	18,309.37	LOWER BUCKS RADIOLOG
05/26/11	372329	18,544.45	LOWER BUCKS RADIOLOG
05/26/11	372330	2,115.54	LOWER BUCKS RADIOLOG
05/26/11	372375	103.02	ADAMS CYNTHIA
05/26/11	372376	215.00	AMO SALES & SERVICE INC
05/26/11	372377	6,467.28	C.R. BARD INC
05/26/11	372378	55.59	BARNASEVITCH JILL
05/26/11	372379	107.61	BRADBY REGINA
05/26/11	372380	85.68	CARUSO KATHLEEN
05/26/11	372381	94.35	HEALY MARY M
05/26/11	372382	86.19	JOHNSON STEPHANIE
05/26/11	372383	83.48	KOTKIEWICZ BARBARA
05/26/11	372384	187.68	LOUDEN KATHERINE
05/26/11	372385	62.55	MAIDEN DEBORAH
05/26/11	372386	156.06	MCKEY PAT
05/26/11	372387	126.48	MAURIO JOANN
05/26/11	372388	175.44	MOORE THERESA
05/26/11	372389	136.68	KIMBLE HEATHER
05/26/11	372390	13.26	POOLE SANDO
05/26/11	372391	3,960.20	PHILIP ROSENAU CO INC
05/26/11	372392	35.70	SCHOOLEY MARCIA
05/26/11	372393	26.31	SHAH SAROJ
05/26/11	372394	71.40	SILK COLLEEN
05/26/11	372395	29.58	SLICK PATRICIA
05/26/11	372396	52.02	TODD KATHERINE
05/26/11	372397	123.42	WEISSMAN ELI
05/26/11	372398	108.63	WELBORN JUDY
05/26/11	372399	25.50	ZABA MELISSA
05/26/11	372400	177.99	ZABAT NIMFA

LOWER BUCKS HOSPITAL- DISBURSEMENTS MAY 1- MAY 31, 2011

DATE	CHECK NUMBER	CHECK AMOUNT	PAYABLE TO
05/26/11	372401	800.00	ANGIOSCORE
05/26/11	372402	2,212.00	CARDIOPULMONARY FITN
05/26/11	372403	7,143.93	FRANCIS CAUFFMAN INC
05/26/11	372404	(151.21)	JACKSON DANIELLE VOID
05/26/11	372404	151.21	JACKSON DANIELLE
05/26/11	372405	150.00	MIIX INSURANCE COMPA
05/26/11	372406	1,600.00	MODERN MEDICAL SYSTE
05/26/11	372407	333.05	STEVE'S SUNOCO
05/26/11	049026	35,100.00	LOWER BUCKS RADIOLOG
05/27/11	ACH	5,000.00	CITIZENS- FSA
05/27/11	ACH	41,249.38	INDEPENDENCE BLUE CROSS
05/27/11	ACH	83,631.11	CITIZENS- NET PAY
05/27/11	DEBIT PO #232155	214.92	STRYKER
05/27/11	DEBIT PO #232156	184.34	STRYKER
05/27/11	DEBIT PO #232534	225.00	CHECK MED
05/27/11	DEBIT PO #232768	168.00	EM ADAMS
05/27/11	DEBIT PO #232934	232.76	INSTRAMED
05/27/11	DEBIT PO #232945	190.00	ASAP
05/27/11	DEBIT PO #232947	118.77	MICROTEK
05/27/11	DEBIT PO #232948	3,512.56	SYNTHESE
05/27/11	DEBIT PO #232950	159.50	SAMMONS
05/27/11	DEBIT PO #232965	1,061.00	DATEX OHMEDA
05/27/11	DEBIT PO #232985	2,786.00	J&J
05/27/11	TRANSFER	2,891.00	ADP- PASCUDU
05/27/11	WIRE	10,388.89	OWENS AND MINOR
05/27/11	372335	27,943.80	DONLIN RECANO AND CO
05/27/11	372341	176,994.64	SAUL EWING
05/27/11	372408	475.00	BRADLEY PATRICK
05/27/11	372409	13,920.00	HOLOGIC INC.
05/27/11	372410	139.17	JACKSON DANIELLE
05/27/11	372411	36,155.16	LOWER BUCKS HOSP
05/27/11	372412	11,435.95	METLIFE
05/27/11	372413	642.75	OLIVIERI MICHAEL
05/27/11	372414	385.21	PAN
05/27/11	372415	209.00	PETTIA SUE
05/27/11	372416	376.00	PHARMCO PRODUCTS INC
05/27/11	372417	42.00	ST CHRISTOPHERS HOSP
05/27/11	372418	5,048.46	VANGUARD GROUP
05/31/11	ACH	833.33	ADP-LEASE PAYMENT
05/31/11	ACH	1,600.00	CITIZENS-RETURNED CHECKS
05/31/11	ACH	47,838.84	INDEPENDENCE BLUE CROSS
05/31/11	ACH	48,982.01	INDEPENDENCE BLUE CROSS
05/31/11	DEBIT PO #232164	56.03	DATEX OHMEDA
05/31/11	DEBIT PO #232667	436.80	ARROW

LOWER BUCKS HOSPITAL- DISBURSEMENTS MAY 1- MAY 31, 2011

DATE	CHECK NUMBER	CHECK AMOUNT	PAYABLE TO	
05/31/11	DEBIT PO #232917	246.83	INTEGRA	
05/31/11	DEBIT PO #232920	293.76	GE HEALTHCARE	
05/31/11	DEBIT PO #232927	55.00	J&J CORDIS	
05/31/11	DEBIT PO #232928	576.00	MEDTRONIC	
05/31/11	DEBIT PO #232930	147.00	KATENA	
05/31/11	DEBIT PO #232933	245.00	EXACTECH	
05/31/11	DEBIT PO #232940	1,815.00	COVIDEAN	
05/31/11	DEBIT PO #232946	330.97	SMITH AND NEPHEW	
05/31/11	DEBIT PO #232957	864.00	J&J CORDIS	
05/31/11	DEBIT PO #232961	6,234.98	GE HEALTHCARE	
05/31/11	DEBIT PO #233010	69.00	MICRO-AIR	
05/31/11	DEBIT	140.00	COMCAST	
05/31/11	DEBIT	2,680.00	TOPP- PORTABLE AIR	
05/31/11	DEBIT	6,352.00	VERIZON WIRELESS	
05/31/11		342488	36,899.00	BIOTRONIK
05/31/11		372419	1,500.00	MILLER ROGER
05/31/11		372420	7,000.00	SANOFI PASTEUR, INC.
05/31/11		372421	358.00	STOKES PHARMACY
05/31/11		372422	4,883.82	SYNTHESE
05/31/11		372424	1,898.32	BRISTOL FUEL
05/31/11		372425	217.44	DENNEY ELECTRIC SUPPLY
05/31/11		372426	120.00	ACCURATE RECOVERY SYSTE
05/31/11		372427	1,240.00	ADVANCED NURSING STAFFI
05/31/11		372428	295.00	AIRCLEAN SYSTEMS
05/31/11		372429	90.24	ALIMED INC
05/31/11		372430	1,202.00	AMERICAN PATRIOT
05/31/11		372431	1,399.00	AMPHION MEDICAL SOLUTIO
05/31/11		372432	2,515.60	ANCHOR DIRECT
05/31/11		372433	710.00	ALLSCRIPTS
05/31/11		372434	1,149.00	ATLANTIC DIAGNOSTIC LAB
05/31/11		372435	3,866.31	BEACON
05/31/11		372436	336.00	BEEKLEY CORPORATION
05/31/11		372437	1,046.40	CHANNING L BETE CO INC
05/31/11		372438	1,585.96	BILLOWS ELECTRIC SUPPLY
05/31/11		372439	99.10	BOYD SIGN CORP
05/31/11		372440	355.40	BUNZL PHILADELPHIA
05/31/11		372441	459.39	C D S SURGICAL
05/31/11		372442	2,538.20	CENTURION MEDICAL PRODU
05/31/11		372443	226.35	CHAMCO INC
05/31/11		372444	5,724.60	CLUB STAFFING
05/31/11		372445	139.99	CONSTRUCTION BLDNG MTRL
05/31/11		372446	341.69	COOK INCORPORATED
05/31/11		372447	597.82	COONEY BROTHERS INC
05/31/11		372448	678.00	CROTHALL CLINICAL

LOWER BUCKS HOSPITAL- DISBURSEMENTS MAY 1- MAY 31, 2011

DATE	CHECK NUMBER	CHECK AMOUNT	PAYABLE TO
05/31/11	372450	35.00	DICKSON
05/31/11	372451	241.81	1157 DESIGN CONCEPTS
05/31/11	372452	5,170.00	ELLIOT-LEWIS CORP
05/31/11	372453	1,300.50	ESTECH, INC
05/31/11	372454	1,140.00	EXPRESS LOGISTICS INC
05/31/11	372455	1,518.00	FAVORITE HEALTHCARE
05/31/11	372457	6,000.00	HAND AND ORTHOPEDIC
05/31/11	372458	4,500.54	SPECIALTYCARE CARDIOVAS
05/31/11	372459	1,250.00	HEALTH CARE SERVICES OF
05/31/11	372460	1,313.50	HOBART SERVICE
05/31/11	372461	1,572.58	INDEPENDENT IMAGING SUP
05/31/11	372462	95.91	LANGUAGE LINE SERVICES
05/31/11	372463	1,295.55	LANDAUER INC
05/31/11	372464	890.00	MACKIN MEDICAL INC
05/31/11	372465	1,214.00	MAQUET CARDIOVASCULAR
05/31/11	372466	101.53	MCQ'S ENTERPRISES INC
05/31/11	372467	273.30	MEDICAL DEVICE
05/31/11	372468	1,685.85	MEDLAB LOGISTICS
05/31/11	372469	250.00	MEDIFAX-EDI LLC
05/31/11	372470	760.00	MEDCOMP INC
05/31/11	372471	2,284.00	MEDSTAFF HEALTHCARE
05/31/11	372472	268.36	MILLIPORE CORP
05/31/11	372473	145.81	MOORE WALLACE
05/31/11	372474	474.84	MR. ROOTER
05/31/11	372475	157.50	NICHE MEDICAL INC
05/31/11	372476	691.83	ORASURE TECHNOLOGIES IN
05/31/11	372477	889.20	PERKINELMER GENETICS IN
05/31/11	372478	424.95	POSEY COMPANY
05/31/11	372479	225.00	PRIORITY ARCHIVES
05/31/11	372480	15.00	PIPETTE REPAIR SERVICE
05/31/11	372481	918.20	SHARE CORP
05/31/11	372482	929.86	SHRED-IT PHILADELPHIA
05/31/11	372483	124.83	STAPLES TECHNOLOGY SOLU
05/31/11	372484	2,750.00	STERICYCLE INC.
05/31/11	372485	58.41	STERLING INFOSYSTEMS IN
05/31/11	372486	1,164.32	STERICYCLE INC
05/31/11	372487	1,208.00	T-SYSTEM, INC.
05/31/11	372489	491,489.50	COMMONWEALTH OF PA- MA
		7,499,406.89	

In re Lower Bucks Hospital
Debtor

Case No. 10-10239-ELF (Jointly Administered)
Reporting Period: May 01 - May 31, 2011

STATEMENT OF OPERATIONS
(Income Statement)

The Statement of Operations is to be prepared on an accrual basis. The accrual basis of accounting recognizes revenue when it is realized and expenses when they are incurred, regardless of when cash is actually received or paid.

REVENUES	Month	Cumulative Ending to Date
Gross Revenues	\$	\$
Less: Returns and Allowances		
Net Revenue	\$	\$
COST OF GOODS SOLD		
Beginning Inventory		
Add: Purchases	"See Schedule Attached"	
Add: Cost of Labor		
Add: Other Costs (attach schedule)		
Less: Ending Inventory		
Cost of Goods Sold		
Gross Profit		
OPERATING EXPENSES		
Advertising		
Auto and Truck Expense		
Bad Debts		
Contributions		
Employee Benefits Programs		
Insider Compensation*		
Insurance		
Management Fees/Bonuses		
Office Expense		
Pension & Profit-Sharing Plans		
Repairs and Maintenance		
Rent and Lease Expense		
Salaries/Commissions/Fees		
Supplies		
Taxes - Payroll		
Taxes - Real Estate		
Taxes - Other		
Travel and Entertainment		
Utilities		
Other (attach schedule)		
Total Operating Expenses Before Depreciation		
Depreciation/Depletion/Amortization		
Net Profit (Loss) Before Other Income & Expenses		
OTHER INCOME AND EXPENSES		
Other Income (attach schedule)		
Interest Expense		
Other Expense (attach schedule)		
Net Profit (Loss) Before Reorganization Items		
REORGANIZATION ITEMS		
Professional Fees		
U. S. Trustee Quarterly Fees		
Interest Earned on Accumulated Cash from Chapter 11 (see continuation sheet)		
Gain (Loss) from Sale of Equipment		
Other Reorganization Expenses (attach schedule)		
Total Reorganization Expenses		
Income Taxes		
Net Profit (Loss)	\$	\$

*"Insider" is defined in 11 U.S.C. Section 101(31).

In re Lower Bucks Hospital
Debtor

Case No. 10-10239-ELF (Jointly Administered)
Reporting Period.: May 01 - May 31, 2011

STATEMENT OF OPERATIONS - continuation sheet

BREAKDOWN OF "OTHER" CATEGORY	Month	Cumulative Filing to Date
Other Costs		
"See Schedule Attached"		
Other Operational Expenses		
Other Income		
Other Expenses		
Other Reorganization Expenses		

Reorganization Items - Interest Earned on Accumulated Cash from Chapter 11:
Interest earned on cash accumulated during the chapter 11 case, which would not have been earned but for the bankruptcy proceeding, should be reported as a reorganization item.

Lower Bucks Hospital, Inc
Operating Statement
Fiscal Year 2010/2011

Subject to Further Revision

	04/30/10	05/31/10	06/30/10	07/31/10	08/31/10	09/30/10	10/31/10	11/30/10	12/31/10	01/31/11	02/28/11	03/31/11	04/30/11	05/31/11	Period to Date Post-Position
Gross Revenues	7,886,897	7,607,576	7,386,061	7,079,849	6,881,403	7,415,081	7,161,030	6,982,942	7,328,355	7,480,103	6,341,141	9,518,224	6,769,910	7,138,901	121,969,058
Net Patient Revenue	379,697	262,086	312,060	257,485	324,083	363,690	335,447	329,956	323,884	310,578	296,839	315,187	304,879	306,972	(2,395)
Investment income held by tru	8,266,594	7,869,662	7,698,121	7,337,334	7,205,486	7,778,771	7,496,477	7,312,898	7,652,239	7,790,681	6,637,980	9,833,413	2,074,789	7,445,873	126,994,745
Other Operating Revenue	3,257,413	3,309,914	3,105,977	3,450,559	3,424,436	3,571,126	2,916,092	3,297,968	3,502,384	3,457,767	2,881,834	3,154,261	3,051,904	3,142,712	54,039,110
Net Operating Revenue	510,839	467,103	479,860	494,347	521,270	488,316	513,105	461,221	457,457	540,109	518,607	611,089	470,793	586,082	8,372,346
Expenses	763,418	710,587	766,009	745,851	635,498	519,725	718,260	744,624	727,396	757,171	687,667	784,689	701,132	756,419	11,987,423
Wages	1,182,022	1,192,327	592,964	1,079,659	925,557	882,313	1,018,340	924,160	922,726	1,003,384	899,227	1,098,538	931,708	1,053,026	17,253,119
Fees	277,566	221,951	239,967	204,436	336,770	204,309	275,821	250,402	214,374	249,691	240,288	196,807	223,773	213,662	3,857,754
Fringe Benefits	141,242	168,912	144,749	202,100	157,216	187,078	194,163	226,684	212,039	259,725	359,252	161,373	165,570	146,946	3,170,060
Supplies (including drugs)	395,069	317,515	306,421	327,917	329,929	320,518	320,518	320,518	320,518	320,474	342,032	320,518	320,518	170,518	5,404,271
Repairs	500,000	500,000	500,000	515,000	524,593	524,593	524,593	524,593	524,593	524,593	515,000	515,000	515,000	515,000	8,507,333
Utilities	834,823	860,236	940,569	997,795	695,696	995,919	901,245	831,749	858,010	829,757	841,078	870,907	697,089	839,858	13,988,397
Insurance	234,847	103,485	440,405	267,738	216,755	15,615	195,766	117,930	157,524	133,243	134,444	103,018	146,520	70,150	2,696,641
Depreciation	200,000	275,000	429,373	200,918	100,000	292,373	252,049	144,325	181,660	135,315	151,624	184,567	212,312	202,883	3,504,701
Outside Services	1,540	109,560	3,158	49,347	73,694	73,871	69,703	69,746	73,215	73,215	74,028	71,028	90,846	51,398	1,066,673
Consulting Costs	92,240	80,396	82,827	(18,313)	82,079	98,772	77,343	75,600	77,771	72,090	77,989	100,373	58,254	123,836	(59,546)
Legal & Other Pro Fees	8,391,019	8,316,986	8,032,279	8,517,354	8,023,473	8,174,528	7,976,998	7,989,520	8,229,667	8,352,975	7,701,512	8,193,682	7,579,419	7,872,490	1,302,419
Leases	(124,425)	(447,324)	(334,158)	(1,180,020)	(817,987)	(395,757)	(480,521)	(676,622)	(577,428)	(562,294)	(1,063,532)	1,639,729	(504,630)	(426,617)	(8,095,934)
Interest	11,525	942	637	1,937	583,333	228	826	1,131	447	472	928	2,508	6,338	26	1,083,333
Other Expense	24,428	2,289	9,975	9,975	1,429	9,977	9,977	9,977	29,931	29,931	29,927	29,927	29,927	(42,271)	1,983,333
Total Expense	(88,472)	(444,093)	(323,546)	(1,168,108)	(223,248)	(395,329)	(479,695)	(675,491)	(547,050)	(561,822)	(1,062,604)	1,672,164	(498,292)	(426,591)	(6,902,948)
Net Operating Income	(88,472)	(444,093)	(323,546)	(1,168,108)	(223,248)	(395,329)	(479,695)	(675,491)	(547,050)	(561,822)	(1,062,604)	1,672,164	(498,292)	(426,591)	(6,902,948)
State Grant															
Investment Income															
Non Operating Income															
Net Gain / (Loss)															
Restricted Assets Released															
Change in Fund Balance															

In re Lower Bucks Hospital

Debtor

Case No. 10-10239-ELF (Jointly Administered)
Reporting Period: May 01 - May 31, 2011

BALANCE SHEET

The Balance Sheet is to be completed on an accrual basis only. Pre-petition liabilities must be classified separately from postpetition obligations.

ASSETS	BOOK VALUE AT END OF CURRENT REPORTING MONTH	BOOK VALUE ON PETITION DATE
CURRENT ASSETS		
Unrestricted Cash and Equivalents		
Restricted Cash and Cash Equivalents (see continuation sheet)	"See Schedule Attached"	
Accounts Receivable (Net)		
Notes Receivable		
Inventories		
Prepaid Expenses		
Professional Retainers		
Other Current Assets (attach schedule)		
TOTAL CURRENT ASSETS	\$	\$
PROPERTY AND EQUIPMENT		
Real Property and Improvements		
Machinery and Equipment		
Furniture, Fixtures and Office Equipment		
Leasehold Improvements		
Vehicles		
Less Accumulated Depreciation		
TOTAL PROPERTY & EQUIPMENT	\$	\$
OTHER ASSETS		
Loans to Insiders*		
Other Assets (attach schedule)		
TOTAL OTHER ASSETS	\$	\$
TOTAL ASSETS		

LIABILITIES AND OWNER EQUITY	BOOK VALUE AT END OF CURRENT REPORTING MONTH	BOOK VALUE ON PETITION DATE
LIABILITIES NOT SUBJECT TO COMPROMISE (Postpetition)		
Accounts Payable		
Taxes Payable (refer to FORM MOR-4)		
Wages Payable		
Notes Payable		
Rent / Leases - Building/Equipment		
Secured Debt / Adequate Protection Payments		
Professional Fees		
Amounts Due to Insiders*		
Other Postpetition Liabilities (attach schedule)		
TOTAL POSTPETITION LIABILITIES	\$	\$
LIABILITIES SUBJECT TO COMPROMISE (Pre-Petition)		
Secured Debt		
Priority Debt		
Unsecured Debt		
TOTAL PRE-PETITION LIABILITIES	\$	\$
TOTAL LIABILITIES	\$	\$
OWNER EQUITY		
Capital Stock		
Additional Paid-In Capital		
Partners' Capital Account		
Owner's Equity Account		
Retained Earnings - Pre-Petition		
Retained Earnings - Postpetition		
Adjustments to Owner Equity (attach schedule)		
Postpetition Contributions (Distributions) (Draws) (attach schedule)		
NET OWNER EQUITY	\$	\$
TOTAL LIABILITIES AND OWNERS' EQUITY	\$	\$

**Insider* is defined in 11 U.S.C. Section 101(31).

In re Lower Bucks Hospital
Debtor

Case No. 10-10239-ELF (Jointly Administered)
Reporting Period.: May 01 - May 31, 2011

BALANCE SHEET - continuation sheet

ASSETS			BOOK VALUE AT END OF CURRENT REPORTING MONTH	BOOK VALUE ON PETITION DATE
Other Current Assets				
	"See Schedule Attached"			
Other Assets				
LIABILITIES AND OWNER EQUITY			BOOK VALUE AT END OF CURRENT REPORTING MONTH	BOOK VALUE ON PETITION DATE
Other Payable Liabilities				
Adjustments to Owner Equity				
Restricted Cash (Distributions/Draws)				

Restricted Cash is cash that is restricted for a specific use and not available to fund operations. Typically, restricted cash is segregated into a separate account, such as an escrow account.

Lower Bucks Hospital, Inc
Balance Sheet
Fiscal Year 2010/2011

	03/31/10	04/30/10	05/31/10	07/31/10	08/31/10	09/30/10	10/31/10	11/30/10	12/31/10	01/31/11	02/28/11	03/31/11	04/30/11	05/31/11
Actual														
Current Assets:														
Cash and Cash Equivalents	\$ 8,911,067	\$ 9,005,870	\$ 9,040,747	\$ 7,540,520	\$ 9,295,285	\$ 8,428,417	\$ 6,997,624	\$ 7,223,203	\$ 7,646,797	\$ 7,478,855	\$ 6,232,565	\$ 8,698,643	\$ 8,614,047	\$ 7,786,429
Patient Receivable, Net	8,884,779	9,254,600	10,097,105	11,352,917	9,598,441	9,395,445	9,218,317	9,331,888	10,148,747	11,513,296	12,097,873	11,696,536	11,783,502	12,360,314
Other Receivables	763,046	882,239	933,558	1,039,590	391,392	1,469,899	968,602	1,110,966	981,954	1,614,190	726,028	938,700	769,437	1,008,223
Inventories	1,847,584	1,868,324	1,806,254	2,565,821	2,517,070	2,504,246	2,465,235	2,505,520	2,617,806	2,775,966	2,805,878	2,799,297	3,036,728	2,943,550
Current portion of assets limited to use														
Bond Fund	29,544	29,544	29,544	29,544	29,544	29,544	29,544	29,544	29,544	29,544	29,544	29,544	29,544	29,544
Prepaid Insurance	957,210	847,918	177,117											
Short-term investments														
Other Current Assets	867,837	728,478	1,653,034	1,580,246	2,989,902	2,914,222	3,590,150	2,987,300	3,580,782	2,652,830	2,825,555	1,833,991	1,887,192	1,879,356
Total Current Assets	22,261,067	22,616,973	23,737,359	24,108,638	24,821,634	24,741,773	23,269,472	23,188,421	25,005,630	26,064,681	24,717,243	25,996,711	26,120,450	26,007,416
Assets whose use is limited														
Funded Depreciation														
Blue Cross Deposit														
Debt Service Reserve	2,222,256	2,222,256	2,222,256	2,222,256	2,222,256	2,222,256	2,222,256	2,222,256	2,222,256	2,222,256	2,222,256	2,222,256	2,222,256	2,222,256
Accrued Bond Interest	18,583	18,583	18,583	18,583	18,583	18,583	18,583	18,583	18,583	18,583	18,583	18,583	18,583	18,583
Total assets whose use is limited	2,240,839	2,240,839	2,240,839	2,240,839	2,240,839	2,240,839	2,240,839	2,240,839	2,240,839	2,240,839	2,240,839	2,240,839	2,240,839	2,240,839
Property, Plant and Equipment	120,692,384	120,767,993	120,811,984	120,949,048	120,994,717	121,094,027	121,585,681	121,778,736	121,838,612	121,946,297	122,428,327	122,775,476	122,178,756	122,297,395
Less: Accumulated Depreciation	(86,014,372)	(86,514,372)	(87,014,372)	(88,029,372)	(88,533,965)	(89,078,538)	(89,603,151)	(90,127,744)	(90,652,337)	(91,176,930)	(91,691,930)	(92,206,930)	(92,721,930)	(93,236,930)
Total Property Plant & Equipment	34,678,012	34,253,621	33,797,612	32,919,676	32,440,752	31,975,469	31,982,530	31,650,992	31,186,275	30,769,367	30,736,397	30,568,546	29,456,826	29,060,465
Deferred Financing Costs	282,381	282,381	282,381	282,381	282,381	282,381	282,381	282,381	282,381	282,381	282,381	282,381	282,381	282,381
Restricted Fund Assets														
Advances to Affiliates	(4,322,743)	(4,331,824)	(4,336,876)	(4,334,076)	(4,339,879)	(4,524,353)	(4,516,237)	(4,584,686)	(4,631,950)	(4,636,987)	(4,651,974)	(4,652,935)	(4,652,448)	(4,656,228)
Total Assets	\$ 55,139,556	\$ 55,061,990	\$ 55,721,315	\$ 55,217,458	\$ 55,385,727	\$ 54,716,109	\$ 53,258,985	\$ 52,777,947	\$ 54,083,175	\$ 54,720,271	\$ 53,324,886	\$ 55,039,542	\$ 54,112,048	\$ 53,598,873

Lower Bucks Hospital, Inc
Balance Sheet
Fiscal Year 2010/2011

Subject to Further Revision	Actual													
	03/31/10	04/30/10	05/31/10	07/31/10	08/31/10	09/30/10	10/31/10	11/30/10	12/31/10	01/31/11	02/28/11	03/31/11	04/30/11	05/31/11
Liabilities and Fund Balance														
Current Liabilities														
Current Portion - Bonds	\$ 1,205,000	\$ 1,205,000	\$ 1,205,000	\$ 1,205,000	\$ 1,205,000	\$ 1,205,000	\$ 1,205,000	\$ 1,205,000	\$ 1,205,000	\$ 1,205,000	\$ 1,205,000	\$ 1,205,000	\$ 1,205,000	\$ 1,205,000
Accounts Payable - Pre-petition	11,327,744	11,327,744	11,327,744	11,327,744	11,327,744	11,327,744	11,327,744	11,327,744	11,327,744	11,327,744	11,327,744	11,327,744	11,327,744	11,327,744
Accounts Payable - Post-petition	760,542	1,172,368	936,513	1,759,873	1,862,614	2,015,994	1,575,808	1,340,585	2,961,187	3,085,232	3,163,359	3,274,967	2,617,361	3,022,516
Accrued Professional Fees			1,463,438	1,644,922	1,547,997	2,095,157	2,034,547	2,005,960	1,944,861	2,283,898	2,183,898	1,996,668	1,865,574	1,566,462
Accrued Salaries and Wages	1,308,222	1,026,064	1,085,122	879,770	1,211,083	938,300	55,362	677,382	1,013,147	774,244	577,428	887,286	348,818	657,279
Other Accrued Liabilities	3,618,431	3,417,772	3,245,148	3,464,463	3,522,662	3,147,851	3,556,924	3,314,398	2,891,338	3,876,505	3,761,806	3,651,874	3,405,863	3,596,505
Bond Interest Payable														
Due to Temple University		696,837	686,237	672,236	668,514	556,388	483,619	542,388	922,461	911,861	901,261	890,661	2,009,063	1,316,856
Due to Third Parties														
Deferred Revenue														
Total Current Liabilities	18,889,879	18,845,785	19,949,203	20,954,008	21,345,524	21,196,434	20,219,004	20,413,457	22,265,738	23,464,484	23,120,496	23,234,200	22,779,423	22,692,362
Pension Expense Liability	14,462,458	14,462,458	14,462,458	14,462,458	14,462,458	14,462,458	14,462,458	14,462,458	14,462,458	14,462,458	14,462,458	14,462,458	14,462,458	14,462,458
Workers Compensation Fund	125,000	125,000	125,000	125,000	125,000	125,000	125,000	125,000	125,000	125,000	125,000	125,000	125,000	125,000
Reserve for Professional Liab Claims	6,607,162	6,662,162	6,662,162	6,645,162	6,645,162	6,645,162	6,645,162	6,645,162	6,645,162	6,645,162	6,645,162	6,645,162	6,645,162	6,645,162
Long Term Debt, 1992 Series	23,611,406	23,611,406	23,611,406	23,611,406	23,611,406	23,611,406	23,611,406	23,611,406	23,611,406	23,611,406	23,611,406	23,611,406	23,611,406	23,611,406
Temporary Restricted Fund Balance														
Unrestricted Fund Balance	(8,556,349)	(8,644,821)	(9,088,914)	(10,580,576)	(10,803,823)	(11,199,351)	(11,679,045)	(12,354,556)	(12,901,589)	(13,463,239)	(14,514,636)	(12,853,684)	(13,386,401)	(13,812,515)
Total Liabilities and Fund Balance	\$ 55,139,556	\$ 55,061,990	\$ 55,721,315	\$ 55,217,458	\$ 55,385,777	\$ 54,716,109	\$ 53,258,985	\$ 52,777,947	\$ 54,083,175	\$ 54,720,271	\$ 53,324,886	\$ 55,099,542	\$ 54,112,048	\$ 53,598,873

In re Lower Bucks Hospital
Debtor

Case No. 10-10239-ELF (Jointly Administered)
Reporting Period: May 1 - May 31, 2011

STATUS OF POSTPETITION TAXES

The beginning tax liability should be the ending liability from the prior month or, if this is the first report, the amount should be zero.
Attach photocopies of IRS Form 6123 or payment receipt to verify payment or deposit of federal payroll taxes.
Attach photocopies of any tax returns filed during the reporting period.

	Beginning Tax Liability	Amount Withheld or Accrued	Amount Paid	Date Paid	Check No. or EFT	Ending Tax Liability
Federal						
Withholding	-	379,326.90	379,326.90	Various	Various	-
FICA-Employee	-	154,331.80	154,331.80	Various	Various	-
FICA-Employer	-	208,734.93	208,734.93	Various	Various	-
Unemployment	-					-
Income	-					-
Other:	-					-
Total Federal Taxes	-	742,393.63	742,393.63	-	-	-
State and Local						
Withholding	-	83,326.44	83,326.44	Various	Various	-
Sales	-	368.17	368.17	Various		-
Excise	-					-
Unemployment	-	2,272.17	2,272.17	Various	Various	-
Real Property	-					-
Personal Property	-					-
Other: City of Philadelphia	-	7,145.55	7,145.55	Various	Various	-
Other: Bristol EIT	4,044.99	16,095.91	12,955.31			7,185.59
Total State and Local	4,044.99	109,208.24	106,067.64	-	-	7,185.59
Total Taxes	-	851,601.87	848,461.27	-	-	7,185.59

SUMMARY OF UNPAID POSTPETITION DEBTS

Attach aged listing of accounts payable.

	Current	Number of Days Past Due				Total
		0-30	31-60	61-90	Over 90	
Accounts Payable	See attached					-
Wages Payable (Includes Taxes)	See attached					-
Taxes Payable	See above					-
Rent/Leases-Building	See attached					-
Rent/Leases-Equipment	See attached					-
Secured Debt/Adequate Protection Payments	See attached					-
Professional Fees	See attached					-
Amounts Due to Insiders*						-
Other:						-
Other:						-
Total Postpetition Debts	-					-

Explain how and when the Debtor intends to pay any past-due postpetition debts.

*"Insider" is defined in 11 U.S.C. Section 101(31).

You have messages [View](#)

Internet Sales and Use Tax Filing History

Business Name: **TEMPLE LOWER BUCKS HOSPITAL IN**
 Sales and Use Tax Account #: **80-511 182**

View A Different Tax Year

May 2011 5/1/2011 - 5/31/2011					
TRANSACTION	TIME FILED	EFFECTIVE DATE	TOTAL TAX DUE	PAYMENT	TRANSACTION ID
Payment - Processed	6/3/2011 2:54:32 PM	6/20/2011		\$417.20	1300033763989
Return - Processed	6/3/2011 2:54:32 PM	6/3/2011	\$417.20		400046199575

April 2011 4/1/2011 - 4/30/2011					
TRANSACTION	TIME FILED	EFFECTIVE DATE	TOTAL TAX DUE	PAYMENT	TRANSACTION ID
Payment - Processed	5/2/2011 2:58:44 PM	5/20/2011		\$368.17	1300033432426
Return - Processed	5/2/2011 2:58:44 PM	5/2/2011	\$368.17		400045826447

March 2011 3/1/2011 - 3/31/2011					
TRANSACTION	TIME FILED	EFFECTIVE DATE	TOTAL TAX DUE	PAYMENT	TRANSACTION ID
Payment - Processed	4/4/2011 9:33:17 AM	4/20/2011		\$379.93	1300032884182
Return - Processed	4/4/2011 9:33:17 AM	4/4/2011	\$379.93		400045200515

February 2011
 2/1/2011 - 2/28/2011

TRANSACTION	TIME FILED	EFFECTIVE DATE	TOTAL TAX DUE	PAYMENT	TRANSACTION ID
<u>Payment</u> - Processed	3/1/2011 11:39:16 AM	3/21/2011		\$353.88	1300032545262
<u>Return</u> - Processed	3/1/2011 11:39:16 AM	3/1/2011	\$353.88		400044775487

January 2011
 1/1/2011 - 1/31/2011

TRANSACTION	TIME FILED	EFFECTIVE DATE	TOTAL TAX DUE	PAYMENT	TRANSACTION ID
<u>Payment</u> - Processed	2/3/2011 12:58:27 PM	2/22/2011		\$414.68	1300032160058
<u>Return</u> - Processed	2/3/2011 12:58:27 PM	2/3/2011	\$414.68		400044459416

Return

Net Pay	Checks	76,707.41
	Direct Deposits	419,159.59
	Subtotal Net Pay	495,867.00
	Adjustments	.00
	Total Net Pay Liability (Net Cash)	495,867.00

Agency	Rate	You are responsible for Depositing these amounts		Amount debited from your account	
		EE withheld	ER contrib.	EE withheld	ER contrib.
Federal					
Federal Income Tax		107,837.29			
Earned Income Credit Advances					
Social Security		30,546.56		45,085.50	
Medicare		10,580.05		10,589.99	
Federal Unemployment Tax					
Subtotal Federal		148,975.90		55,665.49	204,661.39
Cobra Premium Assistance Payments					
Total Federal		148,975.90		55,665.49	204,661.39
State					
NJ State Income Tax		1,924.22			
NJ State Unemployment/Disability Ins-ER					
NJ State Unemployment Insurance-EE					
NJ State Disability Insurance-EE					
Subtotal NJ		1,924.22			1,924.22
PA State Income Tax		20,196.82			
PA State Unemployment/Disability Ins-ER					
PA State Unemployment Insurance-EE		588.12			
Subtotal PA		20,794.94			20,794.94
Local					
0104 Philadelphia		1,450.14			
0901 Bristol T		3,475.14			
Subtotal Local		4,925.28			4,925.28
Total Taxes		.00	.00	176,620.34	55,665.49
Amount ADP Debited From Account XXXXX9848	Tran/ABA XXXXXXXXXX				232,305.83

Excludes Taxes That Are Your Responsibility

297 Employee Transactions

Other	ADP Direct Deposit	419,159.59
Transfers	Wage Garnishments	927.14
	Amount ADP Debited From Account XXXXX9848	420,086.73
	Total Amount ADP Debited From Your Accounts	652,392.56

ADP Statistical Summary
 Detail
 © 2008 Automatic Data Processing, Inc.

LOWER BUCKS HOSPITAL
 Company Code: NXX
 Region Name: PENNJERSEY

Subtotal Net Pay		456,258.58	
Adjustments		.00	
Total Net Pay Liability (Net Cash)		456,258.58	
Taxes			
Federal			
Agency		Amount debited from year account	
Federal Income Tax	Rate	EE withheld	ER contrib.
Earned Income Credit Advances		86,065.76	
Social Security			
Medicare		27,341.65	40,361.36
Federal Unemployment Tax		9,663.12	9,663.12
Subtotal Federal		123,070.53	50,024.48
Cobra Premium Assistance Payments			
Total Federal		123,070.53	50,024.48
State			
NJ State Income Tax		861.46	
NJ State Unemployment/Disability Ins-ER			
NJ State Unemployment Insurance-EE			
NJ State Disability Insurance-EE			
Subtotal NJ		861.46	861.46
PA State Income Tax		19,133.61	
PA State Unemployment/Disability Ins-ER			
PA State Unemployment Insurance-EE		549.52	
Subtotal PA		19,683.13	19,683.13
Local			
0104 Philadelphia		2,197.20	
0901 Bristol T		3,065.55	
Subtotal Local		5,262.75	5,262.75
Total Taxes		148,877.87	50,024.48
Amount ADP Debited From Account XXXXXX9948	Tran/ABA XXXXXXXXXX		198,902.35
ADP Direct Deposit		374,820.54	
Wage Garnishments		2,759.54	
Amount ADP Debited From Account XXXXXX9948	Tran/ABA XXXXXXXXXX		377,580.18
Total Amount ADP Debited From Your Accounts			576,482.53

Excludes Taxes That Are Your Responsibility
366 Employee Transactions

ADP Statistical Summary **LOWER BUCKS HOSPITAL**
Detail

Batch: 5676
Quarter Number: 2
Service Center: 055
Period Ending: 05/07/2011
Pay Date: 05/13/2011
Current Date: 05/11/2011
Week 19
Page 2

Company Code: MXX
Region Name: PENNJERSEY

Net Pay	Checks	80,435.01
	Direct Deposits	393,439.59
	Subtotal Net Pay	473,874.60
	Adjustments	.00
	Total Net Pay Liability (Net Cash)	473,874.60

Agency	Rate	You are responsible for Depositing these amounts		Amount debited from your account	
		EE withheld	ER contrib.	EE withheld	ER contrib.
Federal Income Tax			98,285.59		
Earned Income Credit Advances				28,828.92	42,556.97
Social Security			10,104.91		10,105.00
Medicare					
Federal Unemployment Tax				137,219.42	52,661.97
Subtotal Federal				137,219.42	52,661.97
Cobra Premium Assistance Payments					
Total Federal				1,913.24	1,913.24
NJ State Income Tax				19,201.87	
NJ State Unemployment/Disability Ins-ER					
NJ State Unemployment Insurance-EE				571.45	
NJ State Disability Insurance-EE				19,773.32	
Subtotal NJ				1,913.24	1,913.24
PA State Income Tax					
PA State Unemployment/Disability Ins-ER					
PA State Unemployment Insurance-EE					
Subtotal PA				19,773.32	19,773.32
0104 Philadelphia				1,368.77	
0901 Bristol T				3,318.34	
Subtotal Local				4,687.11	4,687.11
Total Taxes		.00	163,583.09	52,661.97	216,255.06
Amount ADP Debited From Account XXXXXX9848		Trans/ABA XXXXXXXXXX			216,255.06

Excludes Taxes That Are Your Responsibility

308 Employee Transactions

Other	ADP Direct Deposit	393,439.59
Transfers	Wage Garnishments	765.23
	Amount ADP Debited From Account XXXXXX9848	394,204.82
	Amount ADP Debited From Your Accounts	610,459.88

ADP Statistical Summary
 Detail
 © 1980-2008 ADP Performance, Inc.

Batch: 6966
 Quarter Number: 2
 Service Center: 055
 Period Ending: 05/14/2011
 Pay Date: 05/20/2011
 Current Date: 05/18/2011
 Week 20
 Page 2

Net Pay	Checks	89,631.11
	Direct Deposits	376,228.84
	Subtotal Net Pay	465,859.95
	Adjustments	.00
	Total Net Pay Liability (Net Cost)	465,859.95

Agency	Rate	You are responsible for Depositing these amounts		Amount debited from your account	
		EE withheld	ER contrib.	EE withheld	ER contrib.
Federal Income Tax		87,138.26			
Earned Income Credit Advances					
Social Security		27,527.32		40,635.71	
Medicare		9,727.27		9,727.28	
Federal Unemployment Tax					
Subtotal Federal		124,392.85		50,362.99	174,755.84
Cobra Premium Assistance Payments					
Total Federal		124,392.85		50,362.99	174,755.84
NJ State Income Tax					
NJ State Unemployment/Disability Ins-ER		884.69			884.69
NJ State Unemployment Insurance-EE					
NJ State Disability Insurance-EE					
Subtotal NJ		884.69			884.69
PA State Income Tax					
PA State Unemployment/Disability Ins-ER		19,210.53			
PA State Unemployment Insurance-EE					
Subtotal PA		19,763.61			19,763.61
0104 Philadelphia					
0901 Bristol T		2,129.44			
Subtotal Local		3,096.28			
Total Taxes		5,225.72			5,225.72
Amount ADP Debited From Account XXXXX9848		.00	.00	150,266.87	200,629.86
Other Transfers					
ADP Direct Deposit					
Wage Garnishments				376,228.84	
Amount ADP Debited From Account XXXXX9848				2,891.00	
Total Amount ADP Debited From Your Accounts				379,119.84	579,749.70

Excludes Taxes That Are Your Responsibility

366 Employee Transactions

ADP Statistical Summary
 Detail
 © 1992-2011 ADP Financial Services, Inc.

LOWER BUCKS HOSPITAL
 Company Code: MXX
 Region Name: PENNJERSEY

LOWER BUCKS HOSPITAL
A/P AGING
31-May-11

	Sum of net amt	
	AgedBucket	Total
	0	13,145.00
Less Than 30 Days	1	1,025,056.39
31-60 Days	2	999,124.40
61-90 Days	3	719,367.15
90-120 Days	4	245,131.57
Over 120 Days	5	20,691.78
Grand Total		3,022,516.29

LOWER BUCKS HOSPITAL
ACCOUNTS PAYABLE LISTING
31-May-11

vndr no	vndr name	inv date	inv no	gross amt	gross paid	net amt	net paid	net bal	AgedBucket
111617	ACCESS CLOSURE INC	3/21/2011	44856	20.00	\$0.00	20.00	\$0.00	20.00	3
111617	ACCESS CLOSURE INC	3/21/2011	44856	4,500.00	\$0.00	4,500.00	\$0.00	4,500.00	3
111617	ACCESS CLOSURE INC	3/31/2011	45408	20.00	\$0.00	20.00	\$0.00	20.00	2
111617	ACCESS CLOSURE INC	3/31/2011	45408	4,500.00	\$0.00	4,500.00	\$0.00	4,500.00	2
111617	ACCESS CLOSURE INC	4/28/2011	46488	20.00	\$0.00	20.00	\$0.00	20.00	2
111617	ACCESS CLOSURE INC	4/28/2011	46488	2,250.00	\$0.00	2,250.00	\$0.00	2,250.00	2
111617	ACCESS CLOSURE INC	5/19/2011	47362	2,270.00	\$0.00	2,270.00	\$0.00	2,270.00	1
54999	ACCOUNTING PRINCIPALS	5/8/2011	4495929	1,008.00	\$0.00	1,008.00	\$0.00	1,008.00	1
54999	ACCOUNTING PRINCIPALS	5/15/2011	4508150	979.20	\$0.00	979.20	\$0.00	979.20	1
66686	ACTIVE MEDICAL	5/2/2011	0152515-IN	135.00	\$0.00	135.00	\$0.00	135.00	1
69633	ADVANCED AIR	3/12/2011	11J-008	4,800.00	\$0.00	4,800.00	\$0.00	4,800.00	3
69633	ADVANCED AIR	4/1/2011	11J-009	4,800.00	\$0.00	4,800.00	\$0.00	4,800.00	2
69633	ADVANCED AIR	05/10/11	11J-022	4,800.00	\$0.00	4,800.00	\$0.00	4,800.00	1
69575	ADVANCED MEDICAL	5/18/2011	S1931548	63.00	\$0.00	63.00	\$0.00	63.00	1
69450	ADVANCED NURSING STAFFING	5/9/2011	559	2,448.00	\$0.00	2,448.00	\$0.00	2,448.00	1
69450	ADVANCED NURSING STAFFING	5/13/2011	560	1,922.00	\$0.00	1,922.00	\$0.00	1,922.00	1
70094	AFFORDABLE LOCK &	4/27/2011	2913	12.89	\$0.00	12.89	\$0.00	12.89	2
70094	AFFORDABLE LOCK &	4/27/2011	2913	386.00	\$0.00	386.00	\$0.00	386.00	2
126615	AGIS	4/15/2011	29387-1	202.50	\$0.00	202.50	\$0.00	202.50	2
70300	AHC INC	4/30/2011	3075-3274-1	9,374.11	\$0.00	9,374.11	\$0.00	9,374.11	2
91587	AHIMA	1/20/2011	0001103858	90.90	\$0.00	90.90	\$0.00	90.90	5
92155	AIV, INC	10/20/2010	CC1099372	(625.00)	\$0.00	(625.00)	\$0.00	(625.00)	5
80135	ALIMED	5/11/2011	RPSV616433	90.50	\$0.00	90.50	\$0.00	90.50	1
80523	ALLIED BARTON	4/28/2011	4709955	1,944.45	\$0.00	1,944.45	\$0.00	1,944.45	2
80523	ALLIED BARTON	5/1/2011	4699121	25,108.38	\$0.00	25,108.38	\$0.00	25,108.38	1
126060	ALLSCRIPTS	4/6/2011	773961	634.00	\$0.00	634.00	\$0.00	634.00	2
126060	ALLSCRIPTS	4/30/2011	802477	83.98	\$0.00	83.98	\$0.00	83.98	2
126060	ALLSCRIPTS	5/4/2011	807243	634.00	\$0.00	634.00	\$0.00	634.00	1
126060	ALLSCRIPTS	5/14/2011	831329	76.00	\$0.00	76.00	\$0.00	76.00	1
65433	AMERICAN COMMUNICATIONS	4/22/2011	35801	126.16	\$0.00	126.16	\$0.00	126.16	2
92031	AMERICAN MEDICAL	5/5/2011	11034933	3,090.59	\$0.00	3,090.59	\$0.00	3,090.59	1
99986	AMERICAN PATRIOT	4/20/2011	12886	421.00	\$0.00	421.00	\$0.00	421.00	2
99986	AMERICAN PATRIOT	4/20/2011	Q12832	550.00	\$0.00	550.00	\$0.00	550.00	2
99986	AMERICAN PATRIOT	5/3/2011	12889	75.00	\$0.00	75.00	\$0.00	75.00	1
99986	AMERICAN PATRIOT	5/3/2011	Q12834	25.00	\$0.00	25.00	\$0.00	25.00	1
99986	AMERICAN PATRIOT	5/24/2011	13067	446.00	\$0.00	446.00	\$0.00	446.00	1
104000	AMERICAN RED CROSS	4/12/2011	41405440	19,961.19	\$0.00	19,961.19	\$0.00	19,961.19	2
104000	AMERICAN RED CROSS	4/19/2011	41407836	9,550.34	\$0.00	9,550.34	\$0.00	9,550.34	2
104000	AMERICAN RED CROSS	4/20/2011	LOWER-2761	57.17	\$0.00	57.17	\$0.00	57.17	2
104000	AMERICAN RED CROSS	4/26/2011	41410197	4,193.98	\$0.00	4,193.98	\$0.00	4,193.98	2
104000	AMERICAN RED CROSS	4/30/2011	41412607	12,344.92	\$0.00	12,344.92	\$0.00	12,344.92	2
104000	AMERICAN RED CROSS	5/10/2011	41402872	9,456.24	\$0.00	9,456.24	\$0.00	9,456.24	1
104000	AMERICAN RED CROSS	5/17/2011	41402872	6,026.00	\$0.00	6,026.00	\$0.00	6,026.00	1
104000	AMERICAN RED CROSS	5/24/2011	41402872	18,394.83	\$0.00	18,394.83	\$0.00	18,394.83	1
108047	AMES COLOR-FILE	7/19/2010	PO.226833A	(215.00)	\$0.00	(215.00)	\$0.00	(215.00)	5
104190	AMPHION MEDICAL SOLUTIONS	4/30/2011	021417	1,677.00	\$0.00	1,677.00	\$0.00	1,677.00	2
109694	AMTECH ELEVATOR SERVICES	3/21/2011	DKD05079411	4,444.13	\$0.00	4,444.13	\$0.00	4,444.13	3
109694	AMTECH ELEVATOR SERVICES	4/20/2011	DKD05079511	4,444.13	\$0.00	4,444.13	\$0.00	4,444.13	2
109694	AMTECH ELEVATOR SERVICES	5/20/2011	DKD0079611	4,444.13	\$0.00	4,444.13	\$0.00	4,444.13	1
109868	ANCHOR DIRECT	3/28/2011	3233	200.00	\$0.00	200.00	\$0.00	200.00	3
109868	ANCHOR DIRECT	4/8/2011	3237	1,530.00	\$0.00	1,530.00	\$0.00	1,530.00	2
109868	ANCHOR DIRECT	4/8/2011	3243	1,915.00	\$0.00	1,915.00	\$0.00	1,915.00	2
109868	ANCHOR DIRECT	4/8/2011	3244	75.00	\$0.00	75.00	\$0.00	75.00	2
109868	ANCHOR DIRECT	4/8/2011	3244	1,200.00	\$0.00	1,200.00	\$0.00	1,200.00	2
109868	ANCHOR DIRECT	4/8/2011	3247	65.00	\$0.00	65.00	\$0.00	65.00	2
109868	ANCHOR DIRECT	4/8/2011	3252	140.00	\$0.00	140.00	\$0.00	140.00	2
109868	ANCHOR DIRECT	4/21/2011	3262	105.00	\$0.00	105.00	\$0.00	105.00	2
109868	ANCHOR DIRECT	5/16/2011	3285	1,487.50	\$0.00	1,487.50	\$0.00	1,487.50	1
112441	ANGIOSCORE	5/11/2011	121464	800.00	\$0.00	800.00	\$0.00	800.00	1
370478	ANNA BONO LARRISEY	3/1/2011	1788	24,309.25	\$0.00	24,309.25	\$0.00	24,309.25	3
112219	AON CONSULTING	3/18/2011	031573-M0A0	3,806.40	\$0.00	3,806.40	\$0.00	3,806.40	3
115618	AQUA PENNSYLVANIA	9/3/2010	SEPT. 2010	133.48	\$0.00	133.48	\$0.00	133.48	5
115618	AQUA PENNSYLVANIA	5/1/2011	May-11	190.20	\$0.00	190.20	\$0.00	190.20	1
115618	AQUA PENNSYLVANIA	5/1/2011	May-11	41.92	\$0.00	41.92	\$0.00	41.92	1
115618	AQUA PENNSYLVANIA	5/1/2011	May-11	8,834.64	\$0.00	8,834.64	\$0.00	8,834.64	1
115618	AQUA PENNSYLVANIA	5/1/2011	May-11	517.76	\$0.00	517.76	\$0.00	517.76	1
115618	AQUA PENNSYLVANIA	5/1/2011	May-11	15.67	\$0.00	15.67	\$0.00	15.67	1
115618	AQUA PENNSYLVANIA	5/1/2011	May-11	15.68	\$0.00	15.68	\$0.00	15.68	1
115618	AQUA PENNSYLVANIA	5/1/2011	May-11	533.15	\$0.00	533.15	\$0.00	533.15	1
111419	ARIZANT HEALTHCARE INC	4/29/2011	I2120635	5.45	\$0.00	5.45	\$0.00	5.45	2
111419	ARIZANT HEALTHCARE INC	4/29/2011	I2120635	462.00	\$0.00	462.00	\$0.00	462.00	2
125898	ARTHO	5/19/2011	90670633	614.60	\$0.00	614.60	\$0.00	614.60	1
84287	ASI ADVANCED	5/6/2011	17909	9,660.35	\$0.00	9,660.35	\$0.00	9,660.35	1
132019	ATLANTIC DIAGNOSTIC LABS	3/31/2011	03118538	536.00	\$0.00	536.00	\$0.00	536.00	3
85441	ATLANTIC ROOFING	4/30/2011	04118539	842.00	\$0.00	842.00	\$0.00	842.00	2
152074	B BRAUN MEDICAL INC	4/6/2011	802027396	1,550.00	\$0.00	1,550.00	\$0.00	1,550.00	2
140004	BAUSCH & LOMB SURGICAL	4/26/2011	1001452771	17.36	\$0.00	17.36	\$0.00	17.36	2
140004	BAUSCH & LOMB SURGICAL	4/26/2011	1001452771	66.04	\$0.00	66.04	\$0.00	66.04	2
140079	BAXA CORP	5/6/2011	10780641	248.80	\$0.00	248.80	\$0.00	248.80	1
140186	BBC LIGHTING & SUPPLY	8/3/2010	C827382	(13.00)	\$0.00	(13.00)	\$0.00	(13.00)	5
140103	BECKMAN COULTER INC	4/4/2011	102117242	332.74	\$0.00	332.74	\$0.00	332.74	2

LOWER BUCKS HOSPITAL
ACCOUNTS PAYABLE LISTING
31-May-11

vndr no	vndr name	inv date	inv no	gross amt	gross paic net amt	net paid	net bal	AgedBucket
140103	BECKMAN COULTER INC	4/4/2011	102117242	75.69	\$0.00	75.69	\$0.00	75.69 2
140103	BECKMAN COULTER INC	4/5/2011	102121524	129.30	\$0.00	129.30	\$0.00	129.30 2
140103	BECKMAN COULTER INC	4/5/2011	102121524	454.14	\$0.00	454.14	\$0.00	454.14 2
140103	BECKMAN COULTER INC	4/6/2011	102124498	49.50	\$0.00	49.50	\$0.00	49.50 2
140103	BECKMAN COULTER INC	4/6/2011	102124498	75.69	\$0.00	75.69	\$0.00	75.69 2
140103	BECKMAN COULTER INC	4/8/2011	102129445	199.76	\$0.00	199.76	\$0.00	199.76 2
140103	BECKMAN COULTER INC	4/19/2011	102148003	9,698.67	\$0.00	9,698.67	\$0.00	9,698.67 2
140103	BECKMAN COULTER INC	4/22/2011	102156233	1,234.22	\$0.00	1,234.22	\$0.00	1,234.22 2
140103	BECKMAN COULTER INC	4/26/2011	102162136	2,112.93	\$0.00	2,112.93	\$0.00	2,112.93 2
140103	BECKMAN COULTER INC	5/5/2011	102182525	113.84	\$0.00	113.84	\$0.00	113.84 1
140103	BECKMAN COULTER INC	5/10/2011	102189089	400.56	\$0.00	400.56	\$0.00	400.56 1
140103	BECKMAN COULTER INC	5/19/2011	102208700	37.80	\$0.00	37.80	\$0.00	37.80 1
140103	BECKMAN COULTER INC	5/20/2011	102210922	1,187.01	\$0.00	1,187.01	\$0.00	1,187.01 1
140103	BECKMAN COULTER INC	5/23/2011	102212800	12,564.25	\$0.00	12,564.25	\$0.00	12,564.25 1
144493	BILLOWS ELECTRIC SUPPLY	5/5/2010	C1008397-01	(0.01)	\$0.00	(0.01)	\$0.00	(0.01) 5
144493	BILLOWS ELECTRIC SUPPLY	5/12/2011	1299405-00	282.44	\$0.00	282.44	\$0.00	282.44 1
144493	BILLOWS ELECTRIC SUPPLY	5/12/2011	C1299405-00	(0.03)	\$0.00	(0.03)	\$0.00	(0.03) 1
144493	BILLOWS ELECTRIC SUPPLY	5/13/2011	1299405-01	55.00	\$0.00	55.00	\$0.00	55.00 1
144493	BILLOWS ELECTRIC SUPPLY	5/13/2011	1300437-00	203.04	\$0.00	203.04	\$0.00	203.04 1
144493	BILLOWS ELECTRIC SUPPLY	5/16/2011	1302342-00	327.08	\$0.00	327.08	\$0.00	327.08 1
144493	BILLOWS ELECTRIC SUPPLY	5/18/2011	1302342-01	132.00	\$0.00	132.00	\$0.00	132.00 1
147256	BIO MERIEUX VITEK INC	4/7/2011	100364526	102.41	\$0.00	102.41	\$0.00	102.41 1
147256	BIO MERIEUX VITEK INC	4/7/2011	100364526	824.00	\$0.00	824.00	\$0.00	824.00 1
144733	BIODEX MEDICA	5/13/2011	194356	240.00	\$0.00	240.00	\$0.00	240.00 1
144733	BIODEX MEDICA	5/13/2011	194356	10.06	\$0.00	10.06	\$0.00	10.06 1
147306	BIO-RAD LABS	5/2/2011	321310866	1,380.00	\$0.00	1,380.00	\$0.00	1,380.00 1
147306	BIO-RAD LABS	5/10/2011	321130939	1,288.76	\$0.00	1,288.76	\$0.00	1,288.76 1
149815	BLONDERS	5/5/2011	74088	679.99	\$0.00	679.99	\$0.00	679.99 1
3517	BRISTOL FUEL	3/2/2011	5944	4,918.47	\$0.00	4,918.47	\$0.00	4,918.47 2
165837	BUFFALO FILTER	4/27/2011	16345	68.64	\$0.00	68.64	\$0.00	68.64 2
165837	BUFFALO FILTER	5/11/2011	15870	360.80	\$0.00	360.80	\$0.00	360.80 1
194019	C D S SURGICAL	4/29/2011	3368	213.75	\$0.00	213.75	\$0.00	213.75 2
140038	C.R. BARD INC	4/26/2011	22212640	4.79	\$0.00	4.79	\$0.00	4.79 2
140038	C.R. BARD INC	4/26/2011	22212640	238.00	\$0.00	238.00	\$0.00	238.00 2
140038	C.R. BARD INC	4/28/2011	22214243	1,063.00	\$0.00	1,063.00	\$0.00	1,063.00 2
140038	C.R. BARD INC	4/28/2011	72698625	355.00	\$0.00	355.00	\$0.00	355.00 2
140038	C.R. BARD INC	4/28/2011	72698686	710.00	\$0.00	710.00	\$0.00	710.00 2
140038	C.R. BARD INC	5/6/2011	72705344	355.00	\$0.00	355.00	\$0.00	355.00 1
140038	C.R. BARD INC	5/16/2011	72715261	355.00	\$0.00	355.00	\$0.00	355.00 1
140038	C.R. BARD INC	5/19/2011	72720275	594.00	\$0.00	594.00	\$0.00	594.00 1
182097	CALGONATE COR	5/6/2011	5466709	350.00	\$0.00	350.00	\$0.00	350.00 1
182097	CALGONATE COR	5/6/2011	5466709	1,134.00	\$0.00	1,134.00	\$0.00	1,134.00 1
187245	CARDINAL HEAL	4/13/2011	638785637	121.62	\$0.00	121.62	\$0.00	121.62 2
187245	CARDINAL HEAL	4/13/2011	638785637	110.94	\$0.00	110.94	\$0.00	110.94 2
187245	CARDINAL HEAL	4/13/2011	638785637	8.00	\$0.00	8.00	\$0.00	8.00 2
187245	CARDINAL HEAL	4/13/2011	C638785637	(0.01)	\$0.00	(0.01)	\$0.00	(0.01) 2
187245	CARDINAL HEAL	4/19/2011	C638970632	(486.00)	\$0.00	(486.00)	\$0.00	(486.00) 2
187245	CARDINAL HEAL	5/5/2011	639557103	235.83	\$0.00	235.83	\$0.00	235.83 1
187245	CARDINAL HEAL	5/5/2011	639557105	123.32	\$0.00	123.32	\$0.00	123.32 1
187245	CARDINAL HEAL	5/6/2011	639604781	468.28	\$0.00	468.28	\$0.00	468.28 1
187245	CARDINAL HEAL	5/6/2011	639604782	321.24	\$0.00	321.24	\$0.00	321.24 1
187245	CARDINAL HEAL	5/6/2011	639604782	50.16	\$0.00	50.16	\$0.00	50.16 1
187245	CARDINAL HEAL	5/6/2011	639604783	302.94	\$0.00	302.94	\$0.00	302.94 1
187245	CARDINAL HEAL	5/6/2011	C639604781	(0.01)	\$0.00	(0.01)	\$0.00	(0.01) 1
187245	CARDINAL HEAL	5/6/2011	C639604783	(0.01)	\$0.00	(0.01)	\$0.00	(0.01) 1
187245	CARDINAL HEAL	5/11/2011	639750249	471.66	\$0.00	471.66	\$0.00	471.66 1
187245	CARDINAL HEAL	5/11/2011	639750250	321.36	\$0.00	321.36	\$0.00	321.36 1
187245	CARDINAL HEAL	5/11/2011	639750250	262.76	\$0.00	262.76	\$0.00	262.76 1
187245	CARDINAL HEAL	5/11/2011	C639750250	(0.01)	\$0.00	(0.01)	\$0.00	(0.01) 1
187245	CARDINAL HEAL	5/18/2011	639980461	345.00	\$0.00	345.00	\$0.00	345.00 1
187245	CARDINAL HEAL	5/18/2011	639980464	77.01	\$0.00	77.01	\$0.00	77.01 1
187245	CARDINAL HEAL	5/18/2011	639980464	40.00	\$0.00	40.00	\$0.00	40.00 1
187245	CARDINAL HEAL	5/18/2011	639980466	89.91	\$0.00	89.91	\$0.00	89.91 1
187245	CARDINAL HEAL	5/18/2011	639980466	96.23	\$0.00	96.23	\$0.00	96.23 1
187724	CARSTENS HEALTH	10/29/2010	C096688	(116.89)	\$0.00	(116.89)	\$0.00	(116.89) 5
187724	CARSTENS HEALTH	1/6/2011	586126-FRT	28.10	\$0.00	28.10	\$0.00	28.10 3
187724	CARSTENS HEALTH	1/25/2011	570924-FRT	9.03	\$0.00	9.03	\$0.00	9.03 3
187724	CARSTENS HEALTH	3/30/2011	588650	163.88	\$0.00	163.88	\$0.00	163.88 2
187724	CARSTENS HEALTH	3/30/2011	586650	1,740.90	\$0.00	1,740.90	\$0.00	1,740.90 2
194399	CENTURION MEDICAL PRODUCT	4/6/2011	90723921	759.83	\$0.00	759.83	\$0.00	759.83 2
194399	CENTURION MEDICAL PRODUCT	4/12/2011	90726462	93.00	\$0.00	93.00	\$0.00	93.00 2
194399	CENTURION MEDICAL PRODUCT	4/12/2011	90726463	349.50	\$0.00	349.50	\$0.00	349.50 2
194399	CENTURION MEDICAL PRODUCT	4/13/2011	90727831	939.60	\$0.00	939.60	\$0.00	939.60 2
194399	CENTURION MEDICAL PRODUCT	4/26/2011	90736905	789.00	\$0.00	789.00	\$0.00	789.00 2
194399	CENTURION MEDICAL PRODUCT	4/28/2011	90739229	37.80	\$0.00	37.80	\$0.00	37.80 2
194399	CENTURION MEDICAL PRODUCT	5/3/2011	90742395	65.40	\$0.00	65.40	\$0.00	65.40 1
194399	CENTURION MEDICAL PRODUCT	5/5/2011	90744714	35.45	\$0.00	35.45	\$0.00	35.45 1
194399	CENTURION MEDICAL PRODUCT	5/5/2011	90744715	141.80	\$0.00	141.80	\$0.00	141.80 1
194399	CENTURION MEDICAL PRODUCT	5/8/2011	9075419	1,560.00	\$0.00	1,560.00	\$0.00	1,560.00 1
194399	CENTURION MEDICAL PRODUCT	5/6/2011	90745418	177.25	\$0.00	177.25	\$0.00	177.25 1
194399	CENTURION MEDICAL PRODUCT	5/6/2011	90746931	233.00	\$0.00	233.00	\$0.00	233.00 1

LOWER BUCKS HOSPITAL
ACCOUNTS PAYABLE LISTING
31-May-11

vndr no	vndr name	inv date	inv no	gross amt	gross paid	net amt	net paid	net bal	AgedBucket
194399	CENTURION MEDICAL PRODUCT	5/13/2011	90750836	354.50	\$0.00	354.50	\$0.00	354.50	1
194399	CENTURION MEDICAL PRODUCT	5/16/2011	90752274	939.60	\$0.00	939.60	\$0.00	939.60	1
194399	CENTURION MEDICAL PRODUCT	5/20/2011	90756496	69.00	\$0.00	69.00	\$0.00	69.00	3
194399	CENTURION MEDICAL PRODUCT	5/25/2011	90759795	263.00	\$0.00	263.00	\$0.00	263.00	1
195826	CHAMCO INC	4/25/2011	015295	200.00	\$0.00	200.00	\$0.00	200.00	1
144378	CHANNING L BETE CO INC	4/19/2011	52275438	25.38	\$0.00	25.38	\$0.00	25.38	2
144378	CHANNING L BETE CO INC	4/19/2011	52275438	282.00	\$0.00	282.00	\$0.00	282.00	2
200568	CLUB STAFFING	4/2/2011	10037308	4,137.50	\$0.00	4,137.50	\$0.00	4,137.50	2
206169	COMPUTER CO-O	5/2/2011	63650	12.50	\$0.00	12.50	\$0.00	12.50	1
206169	COMPUTER CO-O	5/2/2011	63650	267.00	\$0.00	267.00	\$0.00	267.00	1
206169	COMPUTER CO-O	5/12/2011	63746	5,121.00	\$0.00	5,121.00	\$0.00	5,121.00	1
213595	COOK INCORPORATED	4/4/2011	V1304798-N	1,007.00	\$0.00	1,007.00	\$0.00	1,007.00	1
213595	COOK INCORPORATED	4/8/2011	V1323077-N	532.00	\$0.00	532.00	\$0.00	532.00	1
213595	COOK INCORPORATED	4/11/2011	V1327880-N	83.60	\$0.00	83.60	\$0.00	83.60	1
213595	COOK INCORPORATED	4/13/2011	V1335828-N	418.00	\$0.00	418.00	\$0.00	418.00	1
213595	COOK INCORPORATED	4/25/2011	V1370783-N	560.50	\$0.00	560.50	\$0.00	560.50	1
213595	COOK INCORPORATED	4/26/2011	V1372062-N	417.00	\$0.00	417.00	\$0.00	417.00	1
213595	COOK INCORPORATED	4/26/2011	V1372078-N	2,280.00	\$0.00	2,280.00	\$0.00	2,280.00	1
213595	COOK INCORPORATED	4/26/2011	V1372351-N	64.49	\$0.00	64.49	\$0.00	64.49	1
213595	COOK INCORPORATED	5/10/2011	V1415547-N	220.40	\$0.00	220.40	\$0.00	220.40	1
213595	COOK INCORPORATED	5/19/2011	V1450631-N	385.70	\$0.00	385.70	\$0.00	385.70	1
218701	CROSS MEDICAL SPECIALTIES	3/15/2011	C49084-CM	(1,300.00)	\$0.00	(1,300.00)	\$0.00	(1,300.00)	3
218701	CROSS MEDICAL SPECIALTIES	4/11/2011	49479	835.00	\$0.00	835.00	\$0.00	835.00	2
218701	CROSS MEDICAL SPECIALTIES	4/13/2011	49507	75.00	\$0.00	75.00	\$0.00	75.00	2
218701	CROSS MEDICAL SPECIALTIES	4/13/2011	49509	1,595.00	\$0.00	1,595.00	\$0.00	1,595.00	2
218701	CROSS MEDICAL SPECIALTIES	4/18/2011	49578	45.00	\$0.00	45.00	\$0.00	45.00	2
218701	CROSS MEDICAL SPECIALTIES	4/21/2011	49625	412.00	\$0.00	412.00	\$0.00	412.00	2
218701	CROSS MEDICAL SPECIALTIES	4/21/2011	49633	34.00	\$0.00	34.00	\$0.00	34.00	2
218800	CROTHALL CLINICAL	3/23/2011	134934	13,845.00	\$0.00	13,845.00	\$0.00	13,845.00	3
218800	CROTHALL CLINICAL	4/14/2011	135287	28,705.27	\$0.00	28,705.27	\$0.00	28,705.27	2
218800	CROTHALL CLINICAL	4/14/2011	135287	22,042.34	\$0.00	22,042.34	\$0.00	22,042.34	2
218800	CROTHALL CLINICAL	5/2/2011	86146	50,797.61	\$0.00	50,797.61	\$0.00	50,797.61	1
200253	CRYSTAL SPRINGS	3/28/2011	1424377 032	54.95	\$0.00	54.95	\$0.00	54.95	2
200253	CRYSTAL SPRINGS	4/1/2011	1585033 040	4.50	\$0.00	4.50	\$0.00	4.50	4
200253	CRYSTAL SPRINGS	4/10/2011	9580810 041	310.38	\$0.00	310.38	\$0.00	310.38	2
230052	DELL MARKETING LP	4/28/2011	XF9CDN2N8	4,483.60	\$0.00	4,483.60	\$0.00	4,483.60	2
230052	DELL MARKETING LP	5/10/2011	XF9N78F05	1,355.13	\$0.00	1,355.13	\$0.00	1,355.13	1
230052	DELL MARKETING LP	5/15/2011	XF9RXJTK7	13,094.93	\$0.00	13,094.93	\$0.00	13,094.93	1
230052	DELL MARKETING LP	5/19/2011	XF9X35256	3,312.00	\$0.00	3,312.00	\$0.00	3,312.00	1
230052	DELL MARKETING LP	5/19/2011	XF9X35256	828.00	\$0.00	828.00	\$0.00	828.00	1
6593	DENNEY ELECTRIC	4/22/2011	356676600	276.68	\$0.00	276.68	\$0.00	276.68	2
6593	DENNEY ELECTRIC	5/10/2011	356607501	128.52	\$0.00	128.52	\$0.00	128.52	1
6593	DENNEY ELECTRIC	5/10/2011	356676601	101.98	\$0.00	101.98	\$0.00	101.98	1
6593	DENNEY ELECTRIC	5/10/2011	356763600	173.84	\$0.00	173.84	\$0.00	173.84	1
6593	DENNEY ELECTRIC	5/12/2011	356772700	387.55	\$0.00	387.55	\$0.00	387.55	1
6593	DENNEY ELECTRIC	5/12/2011	C356772700	(0.14)	\$0.00	(0.14)	\$0.00	(0.14)	1
6593	DENNEY ELECTRIC	5/18/2011	356772701	44.25	\$0.00	44.25	\$0.00	44.25	1
6593	DENNEY ELECTRIC	5/18/2011	356772801	101.49	\$0.00	101.49	\$0.00	101.49	1
238030	DEPUY ORTHOPAEDICS INC	2/23/2011	2906074	4.34	\$0.00	4.34	\$0.00	4.34	4
238030	DEPUY ORTHOPAEDICS INC	2/23/2011	2906074	202.46	\$0.00	202.46	\$0.00	202.46	4
216614	DONLIN RECANO AND CO	3/15/2011	1264-014	32,926.56	\$0.00	32,926.56	\$0.00	32,926.56	3
216614	DONLIN RECANO AND CO	4/12/2011	1264-015	36,516.75	\$0.00	36,516.75	\$0.00	36,516.75	2
216614	DONLIN RECANO AND CO	5/12/2011	1264-016	31,949.70	\$0.00	31,949.70	\$0.00	31,949.70	1
64410	DYNTEK SERVICES	4/25/2011	D082890	9,843.36	\$0.00	9,843.36	\$0.00	9,843.36	2
270009	ELLIOT-LEWIS CORP	4/1/2011	87224	742.00	\$0.00	742.00	\$0.00	742.00	2
270009	ELLIOT-LEWIS CORP	4/26/2011	88549	135.95	\$0.00	135.95	\$0.00	135.95	2
272070	EPA	2/8/2011	0211	14,812.43	\$0.00	14,812.43	\$0.00	14,812.43	4
272070	EPA	3/4/2011	0311	14,812.43	\$0.00	14,812.43	\$0.00	14,812.43	3
272070	EPA	4/30/2011	201104	25,160.00	\$0.00	25,160.00	\$0.00	25,160.00	2
272070	EPA	4/30/2011	0411	14,812.43	\$0.00	14,812.43	\$0.00	14,812.43	2
272070	EPA	5/31/2011	0511	14,812.43	\$0.00	14,812.43	\$0.00	14,812.43	1
252345	ERBE	4/7/2011	182035	169.50	\$0.00	169.50	\$0.00	169.50	1
277806	EXACTECH	5/13/2011	0344583	1,180.00	\$0.00	1,180.00	\$0.00	1,180.00	1
278853	EXPRESS LOGISTICS INC	4/3/2011	2853	285.00	\$0.00	285.00	\$0.00	285.00	2
278853	EXPRESS LOGISTICS INC	4/10/2011	2889	287.28	\$0.00	287.28	\$0.00	287.28	2
278853	EXPRESS LOGISTICS INC	4/17/2011	2929	290.00	\$0.00	290.00	\$0.00	290.00	2
278853	EXPRESS LOGISTICS INC	4/24/2011	2960	313.20	\$0.00	313.20	\$0.00	313.20	2
278853	EXPRESS LOGISTICS INC	5/1/2011	2992	290.00	\$0.00	290.00	\$0.00	290.00	1
279695	FAVORITE HEALTHCARE	5/6/2011	815779	496.00	\$0.00	496.00	\$0.00	496.00	1
284000	FDR SERVICES	33331	5/7/2011	6,071.28	\$0.00	6,071.28	\$0.00	6,071.28	1
284000	FDR SERVICES	33332	5/7/2011	123.91	\$0.00	123.91	\$0.00	123.91	1
284000	FDR SERVICES	33333	5/7/2011	60.39	\$0.00	60.39	\$0.00	60.39	1
284000	FDR SERVICES	33334	5/7/2011	91.56	\$0.00	91.56	\$0.00	91.56	1
284000	FDR SERVICES	33335	5/7/2011	63.31	\$0.00	63.31	\$0.00	63.31	1
284000	FDR SERVICES	33336	5/7/2011	58.91	\$0.00	58.91	\$0.00	58.91	1
284000	FDR SERVICES	33337	5/7/2011	103.43	\$0.00	103.43	\$0.00	103.43	1
284000	FDR SERVICES	33338	5/7/2011	188.47	\$0.00	188.47	\$0.00	188.47	1
284000	FDR SERVICES	33339	5/7/2011	347.72	\$0.00	347.72	\$0.00	347.72	1
284000	FDR SERVICES	33340	5/7/2011	193.83	\$0.00	193.83	\$0.00	193.83	1
284000	FDR SERVICES	33341	5/7/2011	11.69	\$0.00	11.69	\$0.00	11.69	1
284000	FDR SERVICES	33447	5/14/2011	7,125.19	\$0.00	7,125.19	\$0.00	7,125.19	1

LOWER BUCKS HOSPITAL
ACCOUNTS PAYABLE LISTING
31-May-11

vndr no	vndr name	inv date	inv no	gross amt	gross paid	net amt	net paid	net bal	AgedBucket
284000	FDR SERVICES	33454	5/14/2011	188.47	\$0.00	188.47	\$0.00	188.47	1
284000	FDR SERVICES	33455	5/14/2011	347.72	\$0.00	347.72	\$0.00	347.72	1
284000	FDR SERVICES	33456	5/14/2011	193.83	\$0.00	193.83	\$0.00	193.83	1
284000	FDR SERVICES	33457	5/14/2011	11.69	\$0.00	11.69	\$0.00	11.69	1
284000	FDR SERVICES	33543	5/21/2011	6,307.29	\$0.00	6,307.29	\$0.00	6,307.29	1
284000	FDR SERVICES	33545	5/28/2011	6,388.46	\$0.00	6,388.46	\$0.00	6,388.46	1
284034	FEDEX	5/3/2011	7-481-21011	1,062.37	\$0.00	1,062.37	\$0.00	1,062.37	1
284034	FEDEX	5/10/2011	7-486-87914	862.38	\$0.00	862.38	\$0.00	862.38	1
284034	FEDEX	5/17/2011	7-496-89177	1,132.26	\$0.00	1,132.26	\$0.00	1,132.26	1
284174	FEENEY'S WHOL	104680	5/6/2011	110.00	\$0.00	110.00	\$0.00	110.00	1
285932	FENWAL BLOOD	9400194102	6/28/2011	75.00	\$0.00	75.00	\$0.00	75.00	1
285932	FENWAL BLOOD	9400194102	5/26/2011	40.45	\$0.00	40.45	\$0.00	40.45	1
288464	FIRST INSURAN	6 OF 10	5/16/2011	6,836.19	\$0.00	6,836.19	\$0.00	6,836.19	1
288175	FORMFAST INC	30404	5/1/2011	2,900.00	\$0.00	2,900.00	\$0.00	2,900.00	1
288175	FORMFAST INC	30405	6/1/2011	2,900.00	\$0.00	2,900.00	\$0.00	2,900.00	1
296996	GENZYME GENETICS	4/30/2011	50020204301	850.00	\$0.00	850.00	\$0.00	850.00	2
302018	GRAINGER	3/22/2011	9491986213	10.09	\$0.00	10.09	\$0.00	10.09	3
302018	GRAINGER	3/22/2011	9491986213	370.16	\$0.00	370.16	\$0.00	370.16	3
302018	GRAINGER	3/30/2011	C9499050343	(265.73)	\$0.00	(265.73)	\$0.00	(265.73)	3
302018	GRAINGER	4/6/2011	9504366270	8.99	\$0.00	8.99	\$0.00	8.99	2
302018	GRAINGER	4/6/2011	9504366270	168.70	\$0.00	168.70	\$0.00	168.70	2
302018	GRAINGER	4/6/2011	9505062399	20.42	\$0.00	20.42	\$0.00	20.42	2
302018	GRAINGER	4/6/2011	9505062407	49.64	\$0.00	49.64	\$0.00	49.64	2
302018	GRAINGER	4/7/2011	9505721457	410.54	\$0.00	410.54	\$0.00	410.54	2
302018	GRAINGER	4/7/2011	9505721465	19.44	\$0.00	19.44	\$0.00	19.44	2
302018	GRAINGER	4/7/2011	9505721473	92.61	\$0.00	92.61	\$0.00	92.61	2
302018	GRAINGER	4/7/2011	9506059790	517.50	\$0.00	517.50	\$0.00	517.50	2
302018	GRAINGER	4/8/2011	9506781799	170.78	\$0.00	170.78	\$0.00	170.78	2
302018	GRAINGER	4/14/2011	9512015430	391.63	\$0.00	391.63	\$0.00	391.63	2
372193	HARRY J LAWALL & SONS INC	4/13/2011	382696	1,330.65	\$0.00	1,330.65	\$0.00	1,330.65	2
372193	HARRY J LAWALL & SONS INC	4/13/2011	384788	99.00	\$0.00	99.00	\$0.00	99.00	2
372193	HARRY J LAWALL & SONS INC	5/17/2011	261692	165.00	\$0.00	165.00	\$0.00	165.00	1
307173	HBCS	2/9/2011	0111-540	47.00	\$0.00	47.00	\$0.00	47.00	4
308221	HEALTHCARE INTERNATIONAL	4/28/2011	15012	159.45	\$0.00	159.45	\$0.00	159.45	2
308221	HEALTHCARE INTERNATIONAL	5/26/2011	15230	490.45	\$0.00	490.45	\$0.00	490.45	1
307140	HEALTHCARE REC SPECIAL	3/31/2011	P1174110331	4,550.00	\$0.00	4,550.00	\$0.00	4,550.00	3
307140	HEALTHCARE REC SPECIAL	3/31/2011	P1209110331	7,850.00	\$0.00	7,850.00	\$0.00	7,850.00	3
307140	HEALTHCARE REC SPECIAL	4/30/2011	P1174110430	2,100.00	\$0.00	2,100.00	\$0.00	2,100.00	2
307140	HEALTHCARE REC SPECIAL	4/30/2011	P1209110430	9,000.00	\$0.00	9,000.00	\$0.00	9,000.00	2
307629	HEALTHWORKS INC	4/22/2011	00-7189	499.68	\$0.00	499.68	\$0.00	499.68	2
307629	HEALTHWORKS INC	5/13/2011	00-7232	140.00	\$0.00	140.00	\$0.00	140.00	1
308890	HELMER	4/14/2011	0000130297	62.83	\$0.00	62.83	\$0.00	62.83	2
309955	HESS CORPORATION	1/14/2011	903062811	14,246.43	\$0.00	14,246.43	\$0.00	14,246.43	5
311506	HILL-ROM	2/12/2011	6439761	3,009.00	\$0.00	3,009.00	\$0.00	3,009.00	4
311506	HILL-ROM	3/31/2011	6555219	372.00	\$0.00	372.00	\$0.00	372.00	2
311506	HILL-ROM	3/31/2011	6555220	372.00	\$0.00	372.00	\$0.00	372.00	2
311506	HILL-ROM	3/31/2011	6555221	372.00	\$0.00	372.00	\$0.00	372.00	2
311506	HILL-ROM	3/31/2011	6555222	372.00	\$0.00	372.00	\$0.00	372.00	2
311506	HILL-ROM	3/31/2011	6555225	372.00	\$0.00	372.00	\$0.00	372.00	2
311506	HILL-ROM	3/31/2011	6555226	372.00	\$0.00	372.00	\$0.00	372.00	2
311506	HILL-ROM	3/31/2011	6555227	372.00	\$0.00	372.00	\$0.00	372.00	2
311506	HILL-ROM	3/31/2011	6555228	372.00	\$0.00	372.00	\$0.00	372.00	2
311506	HILL-ROM	3/31/2011	6555229	372.00	\$0.00	372.00	\$0.00	372.00	2
311506	HILL-ROM	3/31/2011	6555234	279.00	\$0.00	279.00	\$0.00	279.00	2
311506	HILL-ROM	3/31/2011	6555235	279.00	\$0.00	279.00	\$0.00	279.00	2
311506	HILL-ROM	3/31/2011	6555236	279.00	\$0.00	279.00	\$0.00	279.00	2
311506	HILL-ROM	3/31/2011	6571689	1,160.00	\$0.00	1,160.00	\$0.00	1,160.00	2
311506	HILL-ROM	3/31/2011	6572949	725.00	\$0.00	725.00	\$0.00	725.00	2
311506	HILL-ROM	3/31/2011	6573632	428.00	\$0.00	428.00	\$0.00	428.00	2
311506	HILL-ROM	3/31/2011	6577515	725.00	\$0.00	725.00	\$0.00	725.00	2
311506	HILL-ROM	3/31/2011	6579279	249.00	\$0.00	249.00	\$0.00	249.00	2
311506	HILL-ROM	4/30/2011	6632803	360.00	\$0.00	360.00	\$0.00	360.00	2
311506	HILL-ROM	4/30/2011	6632804	360.00	\$0.00	360.00	\$0.00	360.00	2
311506	HILL-ROM	4/30/2011	6632805	360.00	\$0.00	360.00	\$0.00	360.00	2
311506	HILL-ROM	4/30/2011	6632806	360.00	\$0.00	360.00	\$0.00	360.00	2
311506	HILL-ROM	4/30/2011	6632809	360.00	\$0.00	360.00	\$0.00	360.00	2
311506	HILL-ROM	4/30/2011	6632810	360.00	\$0.00	360.00	\$0.00	360.00	2
311506	HILL-ROM	4/30/2011	6632811	360.00	\$0.00	360.00	\$0.00	360.00	2
311506	HILL-ROM	4/30/2011	6632812	360.00	\$0.00	360.00	\$0.00	360.00	2
311506	HILL-ROM	4/30/2011	6632817	270.00	\$0.00	270.00	\$0.00	270.00	2
311506	HILL-ROM	4/30/2011	6632818	270.00	\$0.00	270.00	\$0.00	270.00	2
311506	HILL-ROM	4/30/2011	6632819	270.00	\$0.00	270.00	\$0.00	270.00	2
311506	HILL-ROM	4/30/2011	6635997	4,950.00	\$0.00	4,950.00	\$0.00	4,950.00	2
311506	HILL-ROM	4/30/2011	6636808	910.00	\$0.00	910.00	\$0.00	910.00	2
311506	HILL-ROM	4/30/2011	6939001	1,595.00	\$0.00	1,595.00	\$0.00	1,595.00	2
311506	HILL-ROM	4/30/2011	6640351	747.00	\$0.00	747.00	\$0.00	747.00	2
311506	HILL-ROM	4/30/2011	6643633	2,301.00	\$0.00	2,301.00	\$0.00	2,301.00	2
311506	HILL-ROM	4/30/2011	6649057	994.50	\$0.00	994.50	\$0.00	994.50	2
311506	HILL-ROM	4/30/2011	6651809	1,450.00	\$0.00	1,450.00	\$0.00	1,450.00	2
311506	HILL-ROM	4/30/2011	6653810	889.00	\$0.00	889.00	\$0.00	889.00	2
324004	HOLLISTER	5/25/2011	94430121	129.70	\$0.00	129.70	\$0.00	129.70	1

LOWER BUCKS HOSPITAL
ACCOUNTS PAYABLE LISTING
31-May-11

vndr no	vndr name	inv date	inv no	gross amt	gross paid	net amt	net paid	net bal	AgedBucket
323949	HOLOGIC INC.	4/25/2011	6186192	6,960.00	\$0.00	6,960.00	\$0.00	6,960.00	2
323949	HOLOGIC INC.	4/25/2011	6186193	6,960.00	\$0.00	6,960.00	\$0.00	6,960.00	2
324244	HORIZON MENTAL HEALTH	2/28/2011	68235	223,944.58	\$0.00	223,944.58	\$0.00	223,944.58	4
324244	HORIZON MENTAL HEALTH	3/31/2011	68505	303,364.07	\$0.00	303,364.07	\$0.00	303,364.07	3
324244	HORIZON MENTAL HEALTH	4/30/2011	68648	245,080.02	\$0.00	245,080.02	\$0.00	245,080.02	2
324244	HORIZON MENTAL HEALTH	5/31/2011	68818	313,309.20	\$0.00	313,309.20	\$0.00	313,309.20	1
324442	HOSPIRA WORLD	5/19/2011	915829354	918.00	\$0.00	918.00	\$0.00	918.00	1
324442	HOSPIRA WORLD	5/19/2011	915829354	119.07	\$0.00	119.07	\$0.00	119.07	1
324442	HOSPIRA WORLD	5/23/2011	915834267	864.00	\$0.00	864.00	\$0.00	864.00	1
343285	IRVINE SCIENTIFIC	4/12/2011	322961	5.00	\$0.00	5.00	\$0.00	5.00	2
343285	IRVINE SCIENTIFIC	4/12/2011	322961	536.00	\$0.00	536.00	\$0.00	536.00	2
343053	ITC	5/9/2011	335531RI	301.80	\$0.00	301.80	\$0.00	301.80	1
360370	KEYSTONE KIDNEY ASSC, PC	2/24/2011	198-34-5401	1,345.73	\$0.00	1,345.73	\$0.00	1,345.73	4
365353	KONICA MINOLTA BUSINESS	1/5/2011	216725603	468.00	\$0.00	468.00	\$0.00	468.00	5
365353	KONICA MINOLTA BUSINESS	1/12/2011	216769645	408.20	\$0.00	408.20	\$0.00	408.20	5
365353	KONICA MINOLTA BUSINESS	1/28/2011	216870195	350.00	\$0.00	350.00	\$0.00	350.00	5
374086	LEICA BIOSYSTEMS	4/25/2011	94876295	36.20	\$0.00	36.20	\$0.00	36.20	2
373902	LEMAITRE	5/5/2011	296718	3,540.00	\$0.00	3,540.00	\$0.00	3,540.00	1
376509	LINDE GAS NORTH AMERICA	4/11/2011	43403950	125.00	\$0.00	125.00	\$0.00	125.00	2
376509	LINDE GAS NORTH AMERICA	4/11/2011	43403950	2,117.86	\$0.00	2,117.86	\$0.00	2,117.86	2
380030	LOWER BUCKS PHYSICIANS	5/1/2011	May-11	57,662.76	\$0.00	57,662.76	\$0.00	57,662.76	1
380428	LUMITEX INC	4/26/2011	183236	598.00	\$0.00	598.00	\$0.00	598.00	2
380428	LUMITEX INC	5/17/2011	183575	598.00	\$0.00	598.00	\$0.00	598.00	1
386888	MAQUET CARDIO	4/4/2011	2690180503	5,444.00	\$0.00	5,444.00	\$0.00	5,444.00	2
386888	MAQUET CARDIO	4/14/2011	269018425	143.00	\$0.00	143.00	\$0.00	143.00	2
386888	MAQUET CARDIO	4/14/2011	2690784774	1,455.00	\$0.00	1,455.00	\$0.00	1,455.00	2
386888	MAQUET CARDIO	5/5/2011	2690192283	5,420.00	\$0.00	5,420.00	\$0.00	5,420.00	1
386888	MAQUET CARDIO	5/5/2011	2690182283	24.00	\$0.00	24.00	\$0.00	24.00	1
25122	MERCEDES MEDICAL	5/20/2011	1419804	52.82	\$0.00	52.82	\$0.00	52.82	1
116475	MICHAEL ARLEN	5/31/2011	5/31/2011	1,469.00	\$0.00	1,469.00	\$0.00	1,469.00	1
386177	MMIUS	4/12/2011	1124450	2,525.00	\$0.00	2,525.00	\$0.00	2,525.00	2
28027	NATIONAL	5/12/2011	491215	46.00	\$0.00	46.00	\$0.00	46.00	1
28027	NATIONAL	5/25/2011	491764	6.82	\$0.00	6.82	\$0.00	6.82	1
432153	NICHE MEDICAL	5/5/2011	13626	157.50	\$0.00	157.50	\$0.00	157.50	1
431262	NMS IMAGING I	5/6/2011	112221	64.00	\$0.00	64.00	\$0.00	64.00	1
431262	NMS IMAGING I	5/6/2011	112221	7.99	\$0.00	7.99	\$0.00	7.99	1
434332	NORTHEAST BEV	4/4/2011	75221	170.00	\$0.00	170.00	\$0.00	170.00	2
435974	NUANCE COMMUN	5/3/2011	20005984	132.00	\$0.00	132.00	\$0.00	132.00	1
439448	NYMAN ASSOC	5/4/2011	9920	5,148.00	\$0.00	5,148.00	\$0.00	5,148.00	1
439927	OFFICE BASICS	2/11/2011	1785679	150.22	\$0.00	150.22	\$0.00	150.22	4
439927	OFFICE BASICS	2/14/2011	1786694	1,375.00	\$0.00	1,375.00	\$0.00	1,375.00	4
448480	ORKIN	5/6/2011	3075B	550.00	\$0.00	550.00	\$0.00	550.00	1
450254	OSTEOTECH INC	4/14/2011	90101187	865.00	\$0.00	865.00	\$0.00	865.00	2
453902	PACS	5/6/2011	13994	456.00	\$0.00	456.00	\$0.00	456.00	1
470724	PCOM	5/6/2011	Mar-11	5,775.00	\$0.00	5,775.00	\$0.00	5,775.00	1
470724	PCOM	5/23/2011	May-11	9,341.05	\$0.00	9,341.05	\$0.00	9,341.05	1
470807	PECO	4/6/2011	MARCH-APRI	43.33	\$0.00	43.33	\$0.00	43.33	1
470807	PECO	5/5/2011	APR-MAY 20	40.21	\$0.00	40.21	\$0.00	40.21	2
471037	PECO ENERGY	3/31/2011	Mar-11	66,758.00	\$0.00	66,758.00	\$0.00	66,758.00	3
471045	PECO ENERGY	4/5/2011	MARCH-APRI	40,736.34	\$0.00	40,736.34	\$0.00	40,736.34	2
471086	PECO ENERGY	4/6/2011	008480-700	1,087.21	\$0.00	1,087.21	\$0.00	1,087.21	2
470930	PECO ENERGY	4/6/2011	MARCH-APRI	44.69	\$0.00	44.69	\$0.00	44.69	2
470955	PECO ENERGY	4/6/2011	MARCH-APRI	319.21	\$0.00	319.21	\$0.00	319.21	2
470880	PECO ENERGY	4/8/2011	MARCH-APR	195.00	\$0.00	195.00	\$0.00	195.00	1
470914	PECO ENERGY	5/2/2011	Apr-11	9,683.15	\$0.00	9,683.15	\$0.00	9,683.15	2
470971	PECO ENERGY	5/3/2011	Apr-11	447.85	\$0.00	447.85	\$0.00	447.85	1
471037	PECO ENERGY	5/4/2011	Apr-11	68,993.01	\$0.00	68,993.01	\$0.00	68,993.01	1
471045	PECO ENERGY	5/4/2011	Apr-11	38,125.65	\$0.00	38,125.65	\$0.00	38,125.65	1
470930	PECO ENERGY	5/5/2011	Apr-11	42.28	\$0.00	42.28	\$0.00	42.28	1
470955	PECO ENERGY	5/5/2011	Apr-11	291.07	\$0.00	291.07	\$0.00	291.07	1
471086	PECO ENERGY	5/5/2011	APR-MAY 20	1,341.00	\$0.00	1,341.00	\$0.00	1,341.00	1
471193	PECO ENERGY	5/5/2011	APR-MAY 20	807.96	\$0.00	807.96	\$0.00	807.96	1
471565	PEDIATRIX SCR	4/19/2011	4152011	1,012.70	\$0.00	1,012.70	\$0.00	1,012.70	2
471565	PEDIATRIX SCR	5/2/2011	4302011	1,309.10	\$0.00	1,309.10	\$0.00	1,309.10	1
471797	PHARMACY ONE	4/1/2011	RSI007207	3,659.40	\$0.00	3,659.40	\$0.00	3,659.40	2
471797	PHARMACY ONE	5/1/2011	RSI007421	3,659.40	\$0.00	3,659.40	\$0.00	3,659.40	1
524017	PHILIP ROSENA	3/28/2011	435635-00	129.68	\$0.00	129.68	\$0.00	129.68	2
524017	PHILIP ROSENA	3/28/2011	435635-00	4.50	\$0.00	4.50	\$0.00	4.50	2
524017	PHILIP ROSENA	3/31/2011	436168-00	901.50	\$0.00	901.50	\$0.00	901.50	2
524017	PHILIP ROSENA	3/31/2011	436168-00	4.50	\$0.00	4.50	\$0.00	4.50	2
524017	PHILIP ROSENA	3/31/2011	436293-00	49.90	\$0.00	49.90	\$0.00	49.90	2
524017	PHILIP ROSENA	3/31/2011	436293-00	4.50	\$0.00	4.50	\$0.00	4.50	2
524017	PHILIP ROSENA	4/1/2011	435125-00	1,105.88	\$0.00	1,105.88	\$0.00	1,105.88	2
524017	PHILIP ROSENA	4/1/2011	435125-00	4.50	\$0.00	4.50	\$0.00	4.50	2
524017	PHILIP ROSENA	4/1/2011	C436410-00	16.00	\$0.00	16.00	\$0.00	16.00	2
524017	PHILIP ROSENA	4/11/2011	438163-00	905.35	\$0.00	905.35	\$0.00	905.35	2
524017	PHILIP ROSENA	4/11/2011	438163-00	4.50	\$0.00	4.50	\$0.00	4.50	2
524017	PHILIP ROSENA	4/11/2011	438163-01	206.25	\$0.00	206.25	\$0.00	206.25	2
524017	PHILIP ROSENA	4/13/2011	438420-00	1,206.05	\$0.00	1,206.05	\$0.00	1,206.05	2
524017	PHILIP ROSENA	4/13/2011	438420-00	4.50	\$0.00	4.50	\$0.00	4.50	2
524017	PHILIP ROSENA	4/18/2011	439101-00	801.49	\$0.00	801.49	\$0.00	801.49	2

LOWER BUCKS HOSPITAL
ACCOUNTS PAYABLE LISTING
31-May-11

vndr no	vndr name	inv date	inv no	gross amt	gross paid	net amt	net paid	net bal	AgedBucket
524017	PHILIP ROSENA	4/18/2011	439101-00	4.50	\$0.00	4.50	\$0.00	4.50	2
524017	PHILIP ROSENA	4/18/2011	439102-00	22.20	\$0.00	22.20	\$0.00	22.20	2
524017	PHILIP ROSENA	4/20/2011	439115-00	961.75	\$0.00	961.75	\$0.00	961.75	2
524017	PHILIP ROSENA	4/20/2011	439115-00	4.50	\$0.00	4.50	\$0.00	4.50	2
524017	PHILIP ROSENA	4/20/2011	439431-00	700.46	\$0.00	700.46	\$0.00	700.46	2
524017	PHILIP ROSENA	4/20/2011	439431-01	197.40	\$0.00	197.40	\$0.00	197.40	2
524017	PHILIP ROSENA	4/27/2011	438420-01	98.70	\$0.00	98.70	\$0.00	98.70	2
524017	PHILIP ROSENA	4/27/2011	440228-01	149.04	\$0.00	149.04	\$0.00	149.04	2
524017	PHILIP ROSENA	4/27/2011	440357-00	298.10	\$0.00	298.10	\$0.00	298.10	2
524017	PHILIP ROSENA	4/27/2011	440357-00	4.50	\$0.00	4.50	\$0.00	4.50	2
524017	PHILIP ROSENA	5/6/2011	442934-00	197.40	\$0.00	197.40	\$0.00	197.40	1
524017	PHILIP ROSENA	5/9/2011	443132-00	387.66	\$0.00	387.66	\$0.00	387.66	1
524017	PHILIP ROSENA	5/9/2011	443132-01	137.50	\$0.00	137.50	\$0.00	137.50	1
524017	PHILIP ROSENA	5/11/2011	443682-00	767.06	\$0.00	767.06	\$0.00	767.06	1
524017	PHILIP ROSENA	5/11/2011	443682-00	4.50	\$0.00	4.50	\$0.00	4.50	1
524017	PHILIP ROSENA	5/11/2011	443682-01	213.60	\$0.00	213.60	\$0.00	213.60	1
524017	PHILIP ROSENA	5/16/2011	444305-00	166.60	\$0.00	166.60	\$0.00	166.60	1
524017	PHILIP ROSENA	5/16/2011	444305-01	213.60	\$0.00	213.60	\$0.00	213.60	1
524017	PHILIP ROSENA	5/20/2011	445355-00	334.40	\$0.00	334.40	\$0.00	334.40	1
524017	PHILIP ROSENA	5/25/2011	445951-00	293.50	\$0.00	293.50	\$0.00	293.50	1
464834	PINNACLE MID-	3/1/2011	Mar-11	141,666.66	\$0.00	141,666.66	\$0.00	141,666.66	3
464834	PINNACLE MID-	3/25/2011	Feb-11	13,728.00	\$0.00	13,728.00	\$0.00	13,728.00	2
464834	PINNACLE MID-	3/31/2011	Mar-10	22,130.00	\$0.00	22,130.00	\$0.00	22,130.00	2
464834	PINNACLE MID-	4/1/2011	847552	141,666.66	\$0.00	141,666.66	\$0.00	141,666.66	2
464834	PINNACLE MID-	5/1/2011	May-11	141,666.66	\$0.00	141,666.66	\$0.00	141,666.66	1
484428	PLUMBMASTER	5/18/2011	IN-0062056	1,221.68	\$0.00	1,221.68	\$0.00	1,221.68	1
484428	PLUMBMASTER	5/17/2011	IN-0062095	52.56	\$0.00	52.56	\$0.00	52.56	1
485086	PRESS	4/30/2011	IN00014275	1,620.15	\$0.00	1,620.15	\$0.00	1,620.15	2
485086	PRESS	4/30/2011	IN00014718	1,423.67	\$0.00	1,423.67	\$0.00	1,423.67	2
485201	PRESS, GANEY	12/31/2010	IN00012992	1,545.02	\$0.00	1,545.02	\$0.00	1,545.02	5
485201	PRESS, GANEY	1/31/2011	IN00013448	687.04	\$0.00	687.04	\$0.00	687.04	5
485201	PRESS, GANEY	1/31/2011	IN00013448	1,673.85	\$0.00	1,673.85	\$0.00	1,673.85	5
485201	PRESS, GANEY	2/28/2011	IN00013871	1,496.99	\$0.00	1,496.99	\$0.00	1,496.99	5
485201	PRESS, GANEY	2/28/2011	IN00013872	578.72	\$0.00	578.72	\$0.00	578.72	5
485037	PRIORITY EXPR	5/1/2011	65834	75.00	\$0.00	75.00	\$0.00	75.00	1
498071	PURITY	4/26/2011	INV14660	366.54	\$0.00	366.54	\$0.00	366.54	2
498921	QUEST DIAGNOS	4/26/2011	9137998825	14,252.55	\$0.00	14,252.55	\$0.00	14,252.55	2
634048	R WOLF	5/12/2011	114543	328.00	\$0.00	328.00	\$0.00	328.00	1
500595	RADIOMETER AM	4/19/2011	1142849	4,827.48	\$0.00	4,827.48	\$0.00	4,827.48	2
500595	RADIOMETER AM	4/19/2011	1142849	11.79	\$0.00	11.79	\$0.00	11.79	2
500595	RADIOMETER AM	4/28/2011	1146270	1,124.26	\$0.00	1,124.26	\$0.00	1,124.26	2
500595	RADIOMETER AM	4/28/2011	1146270	18.83	\$0.00	18.83	\$0.00	18.83	2
500595	RADIOMETER AM	5/10/2011	1150530	4,356.00	\$0.00	4,356.00	\$0.00	4,356.00	1
500595	RADIOMETER AM	5/10/2011	1150530	15.98	\$0.00	15.98	\$0.00	15.98	1
501320	RCM TECH	4/20/2011	70524805	2,125.00	\$0.00	2,125.00	\$0.00	2,125.00	2
501320	RCM TECH	4/28/2011	70525449	2,375.00	\$0.00	2,375.00	\$0.00	2,375.00	2
501320	RCM TECH	5/4/2011	70526434	2,125.00	\$0.00	2,125.00	\$0.00	2,125.00	1
501320	RCM TECH	5/12/2011	70527273	2,187.50	\$0.00	2,187.50	\$0.00	2,187.50	1
501320	RCM TECH	5/19/2011	70527754	2,000.00	\$0.00	2,000.00	\$0.00	2,000.00	1
505552	RESPTTECH MED	3/10/2011	137640	47.50	\$0.00	47.50	\$0.00	47.50	3
406454	R-MED, INC.	4/1/2011	17367	540.00	\$0.00	540.00	\$0.00	540.00	2
406454	R-MED, INC.	4/1/2011	17367	5.87	\$0.00	5.87	\$0.00	5.87	2
536102	SCHEDULING.CO	2/28/2011	IN21235	562.90	\$0.00	562.90	\$0.00	562.90	3
536102	SCHEDULING.CO	2/28/2011	IN21319	9,200.00	\$0.00	9,200.00	\$0.00	9,200.00	3
536102	SCHEDULING.CO	3/31/2011	IN21657	9,200.00	\$0.00	9,200.00	\$0.00	9,200.00	3
536102	SCHEDULING.CO	3/31/2011	IN21890	11,264.00	\$0.00	11,264.00	\$0.00	11,264.00	3
536102	SCHEDULING.CO	4/30/2011	IN22048	9,200.00	\$0.00	9,200.00	\$0.00	9,200.00	2
536102	SCHEDULING.CO	4/30/2011	IN22299	11,264.00	\$0.00	11,264.00	\$0.00	11,264.00	2
540948	SEBIA, INC	4/27/2011	106449	2,594.71	\$0.00	2,594.71	\$0.00	2,594.71	2
545632	SHARE CORP	5/19/2011	776949	401.88	\$0.00	401.88	\$0.00	401.88	1
545632	SHARE CORP	5/19/2011	776949	18.47	\$0.00	18.47	\$0.00	18.47	1
545665	SHARED TECHNO	4/18/2011	PSV-237148	49,394.49	\$0.00	49,394.49	\$0.00	49,394.49	2
551911	SHRED-IT PHIL	5/17/2011	55279184	339.15	\$0.00	339.15	\$0.00	339.15	1
551911	SHRED-IT PHIL	5/19/2011	55269722	153.87	\$0.00	153.87	\$0.00	153.87	1
552000	SIEMENS MEDIC	3/29/2011	95513279	11,672.17	\$0.00	11,672.17	\$0.00	11,672.17	3
552000	SIEMENS MEDIC	4/15/2011	95522165	657.50	\$0.00	657.50	\$0.00	657.50	2
552000	SIEMENS MEDIC	4/18/2011	90275857	970.00	\$0.00	970.00	\$0.00	970.00	2
554022	SIGME-ALDRICH	4/14/2010	C521504219	80.65	\$0.00	80.65	\$0.00	80.65	2
561340	SMITHS MEDICA	4/25/2011	12282968	532.88	\$0.00	532.88	\$0.00	532.88	2
561340	SMITHS MEDICA	4/27/2011	12285876	333.05	\$0.00	333.05	\$0.00	333.05	2
561340	SMITHS MEDICA	5/21/2011	12314213	266.44	\$0.00	266.44	\$0.00	266.44	1
561340	SMITHS MEDICA	5/21/2011	12314213	53.88	\$0.00	53.88	\$0.00	53.88	1
568188	SOURCE MEDICA	4/5/2011	11097	140.00	\$0.00	140.00	\$0.00	140.00	2
568188	SOURCE MEDICA	4/5/2011	11097	8.23	\$0.00	8.23	\$0.00	8.23	2
306779	SPECIALTYCARE	4/4/2011	57505480 R	5,210.91	\$0.00	5,210.91	\$0.00	5,210.91	2
306779	SPECIALTYCARE	4/6/2011	57506157 R	79.00	\$0.00	79.00	\$0.00	79.00	2
306779	SPECIALTYCARE	4/6/2011	57506158 R	5,157.36	\$0.00	5,157.36	\$0.00	5,157.36	2
306779	SPECIALTYCARE	4/6/2011	57506159 R	318.00	\$0.00	318.00	\$0.00	318.00	2
306779	SPECIALTYCARE	4/19/2011	57509514 R	295.00	\$0.00	295.00	\$0.00	295.00	2
306779	SPECIALTYCARE	5/2/2011	57512941 R	495.00	\$0.00	495.00	\$0.00	495.00	1
306779	SPECIALTYCARE CARDIOVASCU	4/4/2011	57505480 RI	5,210.91	\$0.00	5,210.91	\$0.00	5,210.91	2

LOWER BUCKS HOSPITAL
ACCOUNTS PAYABLE LISTING
31-May-11

vndr no	vndr name	inv date	inv no	gross amt	gross palc net amt	net paid	net bal	AgedBucket
306779	SPECIALTYCARE CARDIOVASCU	4/6/2011	57506157 RI	79.00	\$0.00	79.00	\$0.00	79.00 2
306779	SPECIALTYCARE CARDIOVASCU	4/6/2011	57506158 RI	5,157.36	\$0.00	5,157.36	\$0.00	5,157.36 2
306779	SPECIALTYCARE CARDIOVASCU	4/6/2011	57506159 RI	318.00	\$0.00	318.00	\$0.00	318.00 2
306779	SPECIALTYCARE CARDIOVASCU	4/19/2011	57509514 RI	295.00	\$0.00	295.00	\$0.00	295.00 2
306779	SPECIALTYCARE CARDIOVASCU	5/2/2011	57512941 RI	495.00	\$0.00	495.00	\$0.00	495.00 1
573022	SPRINT	4/22/2011	Apr-11	17.51	\$0.00	17.51	\$0.00	17.51 2
552026	ST JUDE	4/29/2011	9001730457	11,990.00	\$0.00	11,990.00	\$0.00	11,990.00 2
573543	ST. JOHN R P	5/17/2011	7578514	234.59	\$0.00	234.59	\$0.00	234.59 1
573543	ST. JOHN R P	5/17/2011	C07578514	0.40	\$0.00	0.40	\$0.00	0.40 1
574251	STERICYCLE IN	3/31/2011	1002455221	1,413.73	\$0.00	1,413.73	\$0.00	1,413.73 3
574194	STERICYCLE IN	3/31/2011	1002456929	2,769.50	\$0.00	2,769.50	\$0.00	2,769.50 3
574194	STERICYCLE IN	4/30/2011	1002518717	1,356.80	\$0.00	1,356.80	\$0.00	1,356.80 2
574194	STERICYCLE IN	4/30/2011	1002520065	2,679.95	\$0.00	2,679.95	\$0.00	2,679.95 2
594275	SURGICAL SPEC	5/6/2011	862064	270.00	\$0.00	270.00	\$0.00	270.00 1
594275	SURGICAL SPEC	5/6/2011	862064	12.88	\$0.00	12.88	\$0.00	12.88 1
596189	SYNTHESE	12/1/2010	C12475245R	(14.95)	\$0.00	(14.95)	\$0.00	(14.95) 5
596189	SYNTHESE	5/6/2011	12907951 RI	204.24	\$0.00	204.24	\$0.00	204.24 1
597492	TALX CORPORAT	4/11/2011	829075	66.00	\$0.00	66.00	\$0.00	66.00 2
597492	TALX CORPORAT	5/11/2011	853069	66.00	\$0.00	66.00	\$0.00	66.00 1
597971	TB&A HOSPITAL	4/4/2011	3688	1,120.00	\$0.00	1,120.00	\$0.00	1,120.00 2
597971	TB&A HOSPITAL	4/4/2011	3688	60.00	\$0.00	60.00	\$0.00	60.00 2
597971	TB&A HOSPITAL	4/4/2011	3690	1,091.00	\$0.00	1,091.00	\$0.00	1,091.00 2
597971	TB&A HOSPITAL	4/4/2011	3690	115.00	\$0.00	115.00	\$0.00	115.00 2
462028	THE COMPUTER	5/12/2011	63748	99.00	\$0.00	99.00	\$0.00	99.00 1
462028	THE COMPUTER	5/25/2011	63850	345.00	\$0.00	345.00	\$0.00	345.00 1
542183	THE SELZER CO	3/3/2011	45722	28,732.75	\$0.00	28,732.75	\$0.00	28,732.75 3
603647	TOSHIBA AMERI	4/1/2011	2453348	25,038.14	\$0.00	25,038.14	\$0.00	25,038.14 2
603647	TOSHIBA AMERI	5/1/2011	2466397	12,519.07	\$0.00	12,519.07	\$0.00	12,519.07 1
603985	TREK DIAG SYS	3/4/2011	210315	204.45	\$0.00	204.45	\$0.00	204.45 3
608448	TRI-ANIM	4/15/2011	60290274	82.35	\$0.00	82.35	\$0.00	82.35 2
608448	TRI-ANIM	4/15/2011	60290274	14.47	\$0.00	14.47	\$0.00	14.47 2
610576	UASI	3/31/2011	REMOT0200	16,991.00	\$0.00	16,991.00	\$0.00	16,991.00 3
610782	UNITED REFRIG	5/9/2011	30613567-0	82.91	\$0.00	82.91	\$0.00	82.91 1
610782	UNITED REFRIG	5/9/2011	30613567-0	5.45	\$0.00	5.45	\$0.00	5.45 1
611053	UNIVERSAL HOS	4/6/2011	2687838	128.00	\$0.00	128.00	\$0.00	128.00 2
611053	UNIVERSAL HOS	4/6/2011	2687838	1,270.00	\$0.00	1,270.00	\$0.00	1,270.00 2
611053	UNIVERSAL HOS	4/6/2011	2687838	550.00	\$0.00	550.00	\$0.00	550.00 2
613919	USA MOBILITY	4/1/2011	U0191867D	2,696.24	\$0.00	2,696.24	\$0.00	2,696.24 2
614040	UTAH MED PROD	5/2/2011	735279	150.00	\$0.00	150.00	\$0.00	150.00 1
614040	UTAH MED PROD	5/6/2011	735918	885.00	\$0.00	885.00	\$0.00	885.00 1
614040	UTAH MED PROD	5/6/2011	735918	99.36	\$0.00	99.36	\$0.00	99.36 1
614743	VERIZON	4/1/2011	Apr-11	3,336.05	\$0.00	3,336.05	\$0.00	3,336.05 2
614867	VERIZON	4/10/2011	APR/MAY 20	105.47	\$0.00	105.47	\$0.00	105.47 1
614867	VERIZON	4/10/2011	APR/MAY 20	59.89	\$0.00	59.89	\$0.00	59.89 2
614776	VERIZON	4/16/2011	APR-MAY 20	29.87	\$0.00	29.87	\$0.00	29.87 2
614859	VERIZON	4/19/2011	MAR-APR201	287.05	\$0.00	287.05	\$0.00	287.05 2
614875	VERIZON	4/26/2011	Apr-11	221.11	\$0.00	221.11	\$0.00	221.11 2
614750	VERIZON	4/26/2011	Y143695097	387.87	\$0.00	387.87	\$0.00	387.87 2
614743	VERIZON	5/1/2011	Apr-11	3,336.04	\$0.00	3,336.04	\$0.00	3,336.04 1
614859	VERIZON	5/4/2011	MAY TO JUN	288.04	\$0.00	288.04	\$0.00	288.04 1
614867	VERIZON	5/10/2011	MAY-JUNE 2	107.08	\$0.00	107.08	\$0.00	107.08 1
614883	VERIZON	5/10/2011	MAY-JUNE20	60.81	\$0.00	60.81	\$0.00	60.81 1
614552	VERIZON WIREL	4/13/2011	6566377431	381.51	\$0.00	381.51	\$0.00	381.51 2
615488	VITAL IMAGES	5/18/2011	110821	14,000.00	\$0.00	14,000.00	\$0.00	14,000.00 1
615492	VITAL SIGNS I	5/16/2011	1674712963	141.00	\$0.00	141.00	\$0.00	141.00 1
616615	VNUS MEDICAL	2/18/2011	15808521	117.00	\$0.00	117.00	\$0.00	117.00 4
616615	VNUS MEDICAL	2/18/2011	15808521	18.16	\$0.00	18.16	\$0.00	18.16 4
624643	WATERS MEDICA	5/2/2011	INVD13687	735.00	\$0.00	735.00	\$0.00	735.00 1
300798	WL GORE	5/6/2011	12534199	267.00	\$0.00	267.00	\$0.00	267.00 1
300798	WL GORE	5/23/2011	231802	13,145.00	\$0.00	13,145.00	\$0.00	13,145.00 0
641613	YELLOW PAGES	5/7/2010	400686143A	645.00	\$0.00	645.00	\$0.00	645.00 1
642090	ZACK PROD	2/10/2011	96098	101.15	\$0.00	101.15	\$0.00	101.15 4
642090	ZACK PROD	4/4/2011	96263	270.00	\$0.00	270.00	\$0.00	270.00 2
642090	ZACK PROD	4/4/2011	96263	31.55	\$0.00	31.55	\$0.00	31.55 2
642090	ZACK PROD	4/26/2011	96335	180.00	\$0.00	180.00	\$0.00	180.00 2
642090	ZACK PROD	4/26/2011	96335	21.50	\$0.00	21.50	\$0.00	21.50 2
642009	ZIMMER USA	5/24/2011	913099	285.09	\$0.00	285.09	\$0.00	285.09 1
642009	ZIMMER USA	5/24/2011	913099	7.66	\$0.00	7.66	\$0.00	7.66 1
				3,022,516.29	-	3,022,516.29	-	3,022,516.29

In re Lower Bucks Hospital
Debtor

Case No. 10-10239-ELF (Jointly Administered)
Reporting Period: May 01 - May 31, 2011

ACCOUNTS RECEIVABLE RECONCILIATION AND AGING

Accounts Receivable Reconciliation		Amount	
Total Accounts Receivable at the beginning of the reporting period			
+ Amounts billed during the period	"See Schedule Attached"		
- Amounts collected during the period			
Total Accounts Receivable at the end of the reporting period			
Accounts Receivable Aging		Amount	
0 - 30 days old			
31 - 60 days old			
61 - 90 days old			
91+ days old			
Total Accounts Receivable			
Amount considered uncollectible (Bad Debt)			
Accounts Receivable (Net)			

DEBTOR QUESTIONNAIRE

Must be completed when filing	Yes	No
1. Have any assets been sold or transferred outside the normal course of business this reporting period? If yes, provide an explanation below.		X
2. Have any funds been disbursed from any account other than a debtor in possession account this reporting period? If yes, provide an explanation below.		X
3. Have all postpetition tax returns been timely filed? If no, provide an explanation below.	X	
4. Are workers compensation, general liability and other necessary insurance coverages in effect? If no, provide an explanation below.	X	
5. Has any bank account been opened during the reporting period? If yes, provide documentation identifying the opened account(s). If an investment account has been opened provide the required documentation pursuant to the Delaware Local Rule 4001-3.		X

Lower Bucks Hospital
Net Accounts Receivable Value
As of May 31, 2011

UnBilled Accounts Receivable

		AR Value	Reserve	Net Receivable
Inpatient Accounts Receivable	1	\$ 5,166,386	\$ (4,391,428)	\$ 774,958
Discharge not Final Billed	1	6,286,023	(5,343,120)	942,903
Total Unbilled Accounts Receivable	1	11,452,409	(9,734,548)	1,717,861

Billed Accounts Receivable

Inpatient Billed Receivables				
Blue Cross	3	1,122,575	(499,995)	622,580
Medicare	3	631,619	(221,884)	409,736
Medical Assistance	3	1,793,237	(1,083,667)	709,570
Other Insurance	3,4	1,078,564	(670,009)	408,555
Workers Compensation		353,841	(251,319)	102,522
Greater Atlantic		(18,973)	18,973	-
Healthpartners / AmeriChoice		148,506	(11,471)	137,035
Leystone	3	508,592	(141,694)	366,898
Auto		103,788	(98,598)	5,189
IGNA HMO		125,234	(73,691)	51,542
Mercy Health Plan	3	394,599	(241,839)	152,760
Cetna	3	661,047	(224,031)	437,016
Other HMO, FC I	3	651,467	(412,197)	239,271
Other Insurance		959	(845)	114
All Other Insurances	3	147,556	(63,839)	83,716
Self Pay Balances	4	10,287,087	(9,978,475)	308,613
Total Inpatient Billed Receivables		17,989,698	(13,954,581)	4,035,118

Outpatient				
Blue Cross		2,293,615	(1,474,897)	818,718
Medicare	3	3,705,916	(2,402,441)	1,303,474
Medical Assistance		492,201	(328,657)	163,544
Other Insurance	4	763,787	(485,263)	278,524
Workers Compensation	2	844,580	(568,224)	276,355
Greater Atlantic		-	-	-
Healthpartners / AmeriChoice		840,644	(564,405)	276,238
Leystone		1,895,306	(1,311,899)	583,407
Auto	2	488,615	(302,921)	185,694
IGNA HMO		334,497	(218,044)	116,454
Mercy Health Plan		1,281,014	(845,766)	435,248
Cetna		1,308,168	(853,378)	454,790
Other HMO, FC I		1,706,566	(1,132,938)	573,628
Other Insurance		-	-	-
All Other Insurances		251,854	(167,242)	84,611
Self Pay Balances	4	7,288,372	(6,923,954)	364,419
Total Outpatient Billed Receivables		23,495,135	(17,580,030)	5,915,105
Total Billed Receivables		41,484,834	(31,534,611)	9,950,223

Home Care Receivable at Net		439,881	(88,639)	351,242
Inpatient Revenue Accrual	2	921,993	(764,235)	157,758
Physician Practice Receivable	2	-	-	-
Nurse Practitioners Receivable		-	-	-
Adjustment		-	-	-
Inpatient Cash Clearing		-	-	-
Inpatient Unposted Cash		(1,311,340)	-	(1,311,340)
Inpatient Adjustment		-	-	-
Prep Ox Adjustment		403,464	-	403,464
Accounts Receivable Refund Account		1,091,105	-	1,091,105
Total Other Items		1,545,103	(852,874)	692,229
Total All Items		\$ 54,482,346	\$ (42,122,033)	\$ 12,360,314