

**UNITED STATES BANKRUPTCY COURT
DISTRICT OF Delaware**

In re Point Blank Solutions, Inc.

Case No. 10-11255, 10-11257, 10-11258, 10-11259
Reporting Period: May 2011

MONTHLY OPERATING REPORT

File with Court and submit copy to United States Trustee within 20 days after end of month.

Submit copy of report to any official committee appointed in the case.

REQUIRED DOCUMENTS	Form No.	Document Attached	Explanation Attached	Affidavit/Supplement Attached
Schedule of Cash Receipts and Disbursements	MOR-1	X		
Bank Reconciliation (or copies of debtor's bank reconciliations)	MOR-1a			X
Schedule of Professional Fees Paid	MOR-1b	X		
Copies of bank statements				X
Cash disbursements journals				X
Statement of Operations	MOR-2	X		
Balance Sheet	MOR-3	X		
Status of Postpetition Taxes	MOR-4	X		
Copies of IRS Form 6123 or payment receipt				X
Copies of tax returns filed during reporting period				X
Summary of Unpaid Postpetition Debts	MOR-4	X		
Listing of aged accounts payable	MOR-4	X		
Accounts Receivable Reconciliation and Aging	MOR-5	X		
Debtor Questionnaire	MOR-5	X		


I declare under penalty of perjury (28 U.S.C. Section 1746) that this report and the attached documents are true and correct to the best of my knowledge and belief.

Signature of Debtor

Date

Signature of Joint Debtor

Date



Signature of Authorized Individual*

6/20/11

Date

James Henderson

CEO

Printed Name of Authorized Individual

Title of Authorized Individual

*Authorized individual must be an officer, director or shareholder if debtor is a corporation; a partner if debtor is a partnership; a manager or member if debtor is a limited liability company.



June 21, 2011

Office of the United States Trustee

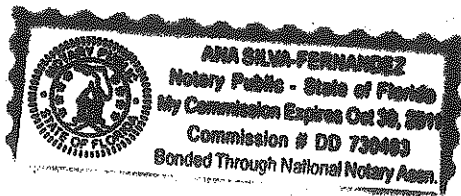
Subject: Attestation Regarding Bank Account Reconciliations

The debtor, Point Blank Solutions, Inc. and its subsidiaries, hereby submits this attestation regarding bank account reconciliations in lieu of providing copies of bank statements and copies of all account reconciliations.

The debtor has, on a timely basis, performed all bank reconciliations in the ordinary course of business. Copies of bank statements and reconciliations are available for inspection upon request by the United States Trustee's Office.

James Henderson
Chief Executive Officer

Sworn to and Subscribed
before me on this 21st
day of June, 2011.



Notary Public

My Commission Expires: 10.30.11

Nationwide 800-413-5155
Phone 954-630-0900
Fax 954-630-9225




June 21, 2011

Office of the United States Trustee

Subject: Attestation Regarding Post-Petition Taxes


The debtor, Point Blank Solutions, Inc. and its subsidiaries, hereby submits this attestation regarding post-petition taxes.

All post-petition taxes for the debtor, which are not subject to dispute or reconciliation, are current. There are no material tax disputes or reconciliations.


James Henderson
Chief Executive Officer

Sworn to and Subscribed
before me on this 21st
day of June, 2011.


Notary Public



My Commission Expires: 10.30.11

Nationwide 800-413-5155
Phone 954-630-0900
Fax 954-630-9225

Point Blank Solutions, Inc.
Consolidated Cash Receipts and Disbursements
For the month ended May 31, 2011

<u>Cash Receipts</u>	<u>Consolidated Total</u>
Cash Sales	\$ -
Accounts Receivable	9,551,210
Other Cash Collections	-
Interest Income	659
Transfers from DIP Account	-
Total Receipts	\$ 9,551,869

<u>Case Number</u>	<u>Consolidated Total</u>	<u>10-11255</u>	<u>10-11257</u>	<u>10-11259</u>
<u>Operating Disbursements</u>	<u>PBSI</u>	<u>PBBA</u>	<u>PACA</u>	
Materials	\$ 6,845,768	\$ -	\$ 6,492,076	\$ 353,692
Subcontractors	360,679	-	322,880	37,799
Payroll (1)	2,240,017	956,029	1,015,071	268,917
Insurance	60,135	54,418	2,977	2,740
Rent & Lease Payments	161,872	135,815	16,039	10,018
Supplies	163,310	75,887	55,430	31,993
Utilities	92,757	61,501	23,596	7,659
Freight	60,824	792	39,462	20,570
Repair & Maintenance	31,886	4,275	22,650	4,962
Testing Fees	92,660	67,160	25,500	-
Professional Fees- Ordinary Course	301,697	286,711	14,987	-
Other (See detail - Schedule of Other)	239,539	139,695	99,618	226
Subtotal	10,651,144	1,782,283	8,130,285	738,577

<u>Non-Operating Disbursements</u>				
DIP Interest & Fees	578,791	276,708	302,083	-
Cash Sweep to DIP financing	-	-	-	-
Other Disbursements	18,234	18,234	-	-
Board Fees & Expenses	-	-	-	-
CapEx	25,191	19,652	5,540	-
Subtotal	622,216	314,593	307,623	-

<u>Bankruptcy-Related Items</u>				
Debtor Professional Fees	473,307	473,307	-	-
Critical Vendor Payments	-	-	-	-
EC Professional Fees	-	-	-	-
UCC Professional Fees	8,500	8,500	-	-
US Trustee	-	-	-	-
Utility Deposits	-	-	-	-
Subtotal	481,807	481,807	-	-

Total Disbursements	\$ 11,755,167	\$ 2,578,683	\$ 8,437,908	\$ 738,577
----------------------------	----------------------	---------------------	---------------------	-------------------

Net Cash Flow for the Month of May 2011	\$ (2,203,299)
--	-----------------------

Beginning Cash Balance as of 4-30-11 Balance Sheet	\$ 5,882,352
Change in cash during May 2011	\$ (2,203,299)
Ending Cash Balance as of 5-31-11 Balance Sheet	\$ 3,679,053

Mor 1a \$ 3,679,053

Notes:

(1) Payroll includes the actual weekly payroll payments and payments recorded in Accounts Payable

Point Blank Solutions, Inc.

Consolidated Cash Receipts and Disbursements - Schedule of Other in the MTD Tab

For the month ended May 31, 2011

Case Number	Category	Payment Amount	10-11255 PBSI	10-11257 PBBA	10-11259 PACA
	Other - Annual Licensing Fee	\$ 16,634	\$ 16,491	\$ 143	\$ -
	Other - Associations (trade shows)	500	500	-	-
	Other - AST stock listing	1,050	1,050	-	-
	Other - Bank analysis fees	-	-	-	-
	Other - Commissions	59,935	59,935	-	-
	Other - Conference	-	-	-	-
	Other - Credit inquires	2,239	2,239	-	-
	Other - Document Shredding	-	-	-	-
	Other - Document Storage	3,331	3,331	-	-
	Other - Employee parking	2,100	-	2,100	-
	Other - Employee shuttle service	15,220	1,420	13,800	-
	Other - Engineering Services	-	-	-	-
	Other - Exit Financing Deposit	-	-	-	-
	Other - GSA Fees	-	-	-	-
	Other - Marketing and Advertising	45,649	31,749	13,900	-
	Other - Pest Control	133	-	-	133
	Other - Petty Cash	1,081	(7)	994	94
	Other - Public Relations	20,600	20,600	-	-
	Other - Recruiting	1,400	1,400	-	-
	Other - Refund Total	-	-	-	-
	Other - Taxes	-	-	-	-
	Other - Templates	-	-	-	-
	Other - Teleconferencing services	45	45	-	-
	Other - Testing witness	-	-	-	-
	Other - Training	943	943	-	-
	Other - Travel & Entertainment	68,286	-	68,286	-
	Other - Waste Disposal	-	-	-	-
	Other - Water	394	-	394	-
		<u>\$ 239,539</u>	<u>\$ 139,695</u>	<u>\$ 99,618</u>	<u>\$ 226</u>

Point Blank Solutions, Inc.
Schedule of Bank Accounts and Balances
For the month ended May 31, 2011

Note: All bank accounts have been reconciled for the period presented.

<u>Company</u>	<u>Case Number</u>	<u>Name of Bank</u>	<u>Account Name</u>	<u>Bank Account #</u>	<u>Book Balance</u>
PACA	10-11259	Regions	Operating Account	xxxxxx1876	11,900
PBSI	10-11255		Cash Securities		89
PBBA	10-11257		Petty Cash		1,000
PACA	10-11259		Petty Cash		500
PBBA	10-11257	Regions Bank	Commercial Money Market	xxxxxx2208	1,503,789
PBBA	10-11257	Regions Bank	Commercial Money Market	xxxxxx2216	1,002,403
PBBA	10-11257	Regions Bank	Lock Box	xxxxxx7360	-
PACA	10-11259	Regions Bank	Lock Box	xxxxxx7379	1,022
PBSI	10-11255	Regions Bank	Collection Account	xxxxxx7344	-
PBSI	10-11255	Regions Bank	Operating Account	xxxxxx7352	2,326,054
PBSI	10-11255	Regions Bank	Disbursement Account	xxxxxx7536	(1,131,054)
PBSI	10-11555	Regions Bank	Payroll Account	xxxxxx7544	(36,651)
					\$ 3,679,053

Point Blank Solutions, Inc.
Schedule of Professional Fees paid
For the month ended May 31, 2011
Mor - 1b

<u>Payee</u>	<u>Period</u>	<u>Amount Approved</u>
CRG PARTNERS GROUP LLC	May	\$ 130,611
EPIQ SYSTEMS	May	22,696
PACHULSKI STANG ZIEHL & JOES LLP	May	320,000
Total Debtor Professional Fees		<u><u>\$ 473,307</u></u>

<u>Payee</u>	<u>Period</u>	<u>Amount Approved</u>
		\$ -
		-
Total EC Professional Fees		<u><u>\$ -</u></u>

<u>Payee</u>	<u>Period</u>	<u>Amount Approved</u>
ERIC J. ROSENBLOOM	May	\$ 8,500
Total UCC Professional Fees		<u><u>\$ 8,500</u></u>

<u>Payee</u>	<u>Period</u>	<u>Amount Approved</u>
U.S. TRUSTEE	May	\$ -
Total US Trustee Professional Fees		<u><u>\$ -</u></u>

CONSOLIDATING STATEMENT OF OPERATIONS

POINT BLANK SOLUTIONS, INC
For the Month Ended May 31, 2011

	<i>PBSI Case # 10-11255</i>	<i>PBBA Case # 10-11257</i>	<i>PACA- Case #10-11259</i>	<i>ELIMINATION</i>	<i>TOTAL</i>
	<i>PBSS Case # 10-11258</i>				
Gross Sales					
Outside Sales	\$ -	\$ 9,875,417	\$ 1,867,581	\$ -	\$ 11,742,998
Less: Discounts, Returns, and Allowances	-	(3,991)	58,639	-	54,648
Net Sales	-	9,871,426	1,926,220	-	11,797,646
Cost of Goods Sold		7,491,502	1,640,821	-	9,132,323
Gross Profit	-	2,379,924	285,399	-	2,665,323
Selling and Marketing	583,039	(1,937)	11,938	-	593,040
Research and Development	165,995	-	5,677	-	171,672
General and Administrative	824,671	292,806	19,381	-	1,136,858
Total Operating Expenses	1,573,705	290,869	36,997	-	1,901,571
Operating Income Before Non-Recurring Expenses	(1,573,705)	2,089,055	248,402	-	763,752
Non-Recurring Expenses					
Reorganization Expenses	1,225,167	-	-	-	1,225,167
Non-Recurring Professional Fees	-	-	-	-	-
Legal Settlements and Investigations	423,872	-	-	-	423,872
Total Non-Recurring Expenses	1,649,039	-	-	-	1,649,039
Operating Income After Non-Recurring Expenses	(3,222,744)	2,089,055	248,402	-	(885,287)
Other Income and (Expense)					
Interest (Expense)	-	(312,153)	-	-	(312,153)
Interest and Other Income	14,750	4,918	-	-	19,668
Minority Interest	-	(7,181)	-	-	(7,181)
Total Other Income (Expense)	14,750	(314,416)	-	-	(299,666)
Pre-Tax Income (Loss)	(3,207,994)	1,774,639	248,402	-	(1,184,953)
Net Income (Loss)	\$ (2,722,020)	\$ 1,774,639	\$ 248,402	\$ -	\$ (698,979)

CONSOLIDATING BALANCE SHEET

POINT BLANK SOLUTIONS, INC

For the Month Ended May 31, 2011

	PBBI Case # 10-11255	PBBA Case # 10-11257	PACA- Case #10-11259	ELIMINATION	TOTAL
	PBSS Case # 10-11258				
ASSETS					
Current Assets					
Cash	\$ 89	\$ 3,665,542	\$ 13,422	\$ -	\$ 3,679,053
Accounts Receivable - Trade	76,653	14,638,227	2,743,435		17,458,315
Allowance for Doubtful Accounts - Trade	(12,981)	(313,692)	(2,070)	-	(328,743)
Accounts Receivable, Net	63,672	14,324,535	2,741,365	-	17,129,572
Other Receivables	2,957,935	1,167,907	-		4,125,842
Other Receivables, Net	2,957,935	1,167,907	-	-	4,125,842
Inventories	9,621,469	13,173,430	2,144,997	-	24,939,896
Inventory Reserves	(9,610,153)	(2,054,709)	(4,610)	-	(11,669,472)
Inventories, Net	11,316	11,118,721	2,140,387	-	13,270,424
Prepaid Expenses and Other Current Assets	1,415,050	2,988,598	327,942	-	4,731,590
Investments in Subs	8,135,276	-	-	(8,135,276)	-
Due To /From Subsidiaries	(151,528,818)	128,881,172	22,647,645		(0)
Deferred Tax Asset - Current	11,171,096	-	-	-	11,171,096
Deferred Tax Current Valuation	(11,171,096)	-	-	-	(11,171,096)
Deferred Tax Asset Current, Net	-	-	-	-	-
Total Current Assets	(138,945,480)	162,146,475	27,870,761	(8,135,276)	42,936,480
Plant, Property, and Equipment, net	2,627,484	1,773,570	145,428	-	4,546,482
Other Assets					
Deferred Financing Costs	-	-	-	-	-
Deferred Tax Asset - Non Current	9,586,614	-	-	-	9,586,614
Deferred Tax Non Current Valuation	(9,586,614)	-	-	-	(9,586,614)
Deferred Tax Non Current, Net	-	-	-	-	-
Deposits and Other Assets	4,920	279,999	12,153	-	297,072
Total Other Assets	4,920	279,999	12,153	-	297,072
TOTAL ASSETS	\$ (136,313,076)	\$ 164,200,044	\$ 28,028,342	\$ (8,135,276)	\$ 47,780,034

CONSOLIDATING BALANCE SHEET

POINT BLANK SOLUTIONS, INC
For the Month Ended May 31, 2011

	<i>PBSI Case # 10-11255</i>	<i>PBBA Case # 10-11257</i>	<i>PACA- Case #10-11259</i>	<i>ELIMINATION</i>	<i>TOTAL</i>
	<i>PBSS Case # 10-11258</i>				
LIABILITIES AND STOCKHOLDERS' EQUITY					
Liabilities Not Subject to Compromise					
Accounts Payable	\$ 9,269,982	\$ 1,194,765	\$ 651,372	\$ -	\$ 11,116,119
Accrued Expenses	5,983,689	2,544,755	193,746	-	8,722,190
DIP Financing Loan	-	25,000,000	-	-	25,000,000
Notes Payable	-	-	-	-	-
Deferred Revenue	-	67,651	-	-	67,651
Income Taxes Payable	(16,255,536)	-	-	-	(16,255,536)
Total Liabilities Not Subject to Compromise	(1,001,865)	28,807,171	845,118	-	28,650,424
Liabilities Subject to Compromise					
Accounts Payable	7,896,424	17,320,460	895,703	-	26,112,587
Accrued Expenses	8,325,592	3,900,449	248,590	-	12,474,631
Capital Leases	98,473	-	-	-	98,473
Vest Replacement Obligation	395,589	-	-	-	395,589
Reserve Class Action	4,171,974	-	-	-	4,171,974
Employment Tax Withholding Obligation	5,564,381	-	-	-	5,564,381
Total Liabilities Subject to Compromise	26,452,433	21,220,908	1,144,293	-	48,817,634
TOTAL LIABILITIES	25,450,568	50,028,079	1,989,411	-	77,468,058
Commitments and Contingencies					
Minority and Non-Controlling Interests in Subsidiaries		450,908	-	-	450,908
Contingently Redeemable Common Stock	19,325,998	-	-	-	19,325,998
Stockholders' Equity:					
Common Stock	48,782	55	1,227	(1,332)	48,732
Additional Paid In Capital	95,068,583	6,568,445	631,082	(7,199,477)	95,068,633
Accumulated Deficit	(276,207,007)	107,152,557	25,406,622	(934,467)	(144,582,295)
Total Stockholders Equity	(181,089,642)	113,721,057	26,038,931	(8,135,276)	(49,464,930)
TOTAL LIABILITIES AND STOCKHOLDERS' EQUITY	\$ (136,313,076)	\$ 164,200,044	\$ 28,028,342	\$ (8,135,276)	\$ 47,780,034

Point Blank Solutions, Inc.
Summary of Post-petition Taxes
For the month ended May 31, 2011
Mor 4

Representation: The Company to the best of its knowledge has paid its taxes due as of 05-31-11 for the bankruptcy reporting period due 6-20-11.

Point Blank Solutions, Inc.
Summary of Unpaid Post-Petition Debts - Consolidated
For the month ended May 31, 2011
Mor 4

Consolidated						
<u>Unpaid Post-Petition Debts</u>	<u>Current</u>	<u>0-31 Days</u>	<u>31-60 Days</u>	<u>61-90 Days</u>	<u>Over 90 Days</u>	<u>Total</u>
Operating						
Materials	\$ 402,290	\$ 398,379	\$ 95,201	\$ 1,540	\$ 2,926	\$ 900,336
Subcontractors	18,527	108,926	-	-	-	127,452
Payroll	1,420	116,214	-	-	-	117,634
Insurance	125,140	2,359	-	-	-	127,499
Rent & Lease Payments	3,351	1,418	-	-	-	4,769
Supplies	213,909	34,095	785	-	1,363	250,152
Utilities	5,269	3,768	-	-	-	9,036
Freight	33,499	1,109	1,708	188	229	36,733
Repair & Maintenance	17,576	7,943	7,420	163	300	33,402
Testing Fees	52,140	43,776	-	-	-	95,916
Pre-Petition Litigation	-	-	-	-	-	-
Professional Fees- Ordinary Course	165,837	10,039	409,849	39,493	234,204	859,422
Other	15,665	33,739	(16,389)	5,056	2,575	40,646
Subtotal	1,054,621	761,765	498,575	46,440	241,597	2,602,998
Non-Operating						
DIP Interest & Fees	-	837,326	55,544	-	-	892,870
Board Fees	-	-	-	-	-	-
CapEx	352	-	-	-	-	352
Subtotal	352	837,326	55,544	-	-	893,223
Bankruptcy-Related Items						
Debtor Professional Fees	-	179,297	189,251	63,045	2,865,958	3,297,552
EC Professional Fees	-	-	119,824	61,685	1,709,325	1,890,834
Critical Vendor Payments	-	-	-	-	-	-
UCC Professional Fees	-	154,681	-	127,337	2,149,495	2,431,514
US Trustee	-	-	-	-	-	-
Utility Deposits	-	-	-	-	-	-
Subtotal	-	333,978	309,075	252,067	6,724,778	7,619,899
Total Post-Petition Debts	\$ 1,054,974	\$ 1,933,069	\$ 863,194	\$ 298,508	\$ 6,966,375	\$ 11,116,119

Point Blank Solutions, Inc.
Accounts Receivable Reconciliation and Aging & Debtors Questionnaire
For the month ended May 31, 2011
Mor 5

Case Number

	10-11255	10-11257	10-11259
	<u>PBSI</u>	<u>Point Blank Body Armor</u>	<u>Protective Apparel Corporation of America</u>
Accounts Receivable Reconciliation			
Total Accounts Receivables at the beginning of the period:	\$ 85,098	\$ 12,080,769	\$ 3,227,009
+Amounts billed during the period	2,780	10,800,160	1,933,246
- Amounts collected or adjusted during the period	11,225	7,142,446	2,416,819
Total Accounts Receivable at the end of the reporting period	<u>\$ 76,653</u> (a)	<u>\$ 15,738,483</u> (a)	<u>\$ 2,743,435</u> (a)
 Account Receivable Aging:			
0-30 Days	\$ 780	\$ 14,817,580	\$ 1,844,997
31-60 days old	-	236,450	840,081
61-90 days old	900	101,152	57,529
91+ days old	74,973	583,301	828
Total Accounts Receivable	<u>76,653</u>	<u>15,738,483</u>	<u>2,743,435</u>
Amounts considered uncollectible (Bad debt)	<u>12,981</u>	<u>313,692</u>	<u>2,070</u>
Accounts Receivable, net	<u>\$ 63,672</u>	<u>\$ 15,424,791</u>	<u>\$ 2,741,365</u>

(a): Per Balance Sheet

	PBSI	Point Blank Body Armor	Protective Apparel Corporation of America
Accounts Receivable Trade	\$ 76,653	\$ 14,638,227	\$ 2,743,435
Other Receivables	-	1,167,907	-
Deferred Revenue	-	(67,651)	-
Total Accounts Receivable	<u>\$ 76,653</u> (a)	<u>\$ 15,738,483</u> (a)	<u>\$ 2,743,435</u> (a)

Debtor Questionnaire

	Yes	No
1. Have any assets been sold or transferred outside the normal course of business this reporting period? If yes, provide an explanation below.		X
2. Have any funds been disbursed from any account other than a debtor in possession account this reporting period? If yes, provide an explanation below.		X
3. Have all post petition tax returns been timely filed? If no, provide an explanation below.	X	
4. Are workers compensation, general liability and other necessary insurance coverages in effect? In no, provide an explanation below.	X	
5. Has any bank account been opened during the reporting period? If yes, provide documentation identifying the opened account(s). If an investment account has been opened provide the required documentation pursuant to the Delaware Local Rule 4001-3.		X