

UNITED STATES BANKRUPTCY COURT  
 DISTRICT OF DELAWARE

In re WorldSpace, Inc  
 Debtor

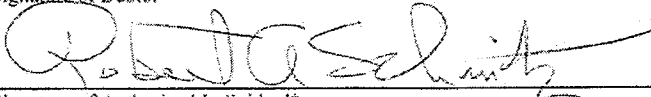
Case No. 08-12412 (PJW)  
 Reporting Period: Dec-09

CORPORATE MONTHLY OPERATING REPORT


File with the Court and submit a copy to the United States Trustee within 20 days after the end of the month and submit a copy of the report to any official committee appointed in the case.

REQUIRED DOCUMENTS	Form No.	Document Attached	Explanation Attached
Schedule of Cash Receipts and Disbursements	MOR-1	X	
Bank Reconciliation (or copies of debtor's bank reconciliations)	MOR-1a	X	
Schedule of Professional Fees Paid	MOR-1b	X	
Copies of bank statements		X	
Cash disbursements journals		X	
Statement of Operations	MOR-2	X	
Balance Sheet	MOR-3	X	
Status of Post-petition Taxes	MOR-4	X	
Copies of IRS Form 6123 or payment receipt		N/A	
Copies of tax returns filed during reporting period		X	
Summary of Unpaid Post-petition Debts	MOR-4	X	
Listing of Aged Accounts Payable		X	
Accounts Receivable Reconciliation and Aging	MOR-5	X	
Debtor Questionnaire	MOR-5	X	

I declare under penalty of perjury (28 U.S.C. Section 1746) that this report and the attached documents are true and correct to the best of my knowledge and belief.

Signature of Debtor  


Date  
 1-20-10

Signature of Authorized Individual\*  


Date

Robert Schmitz  
 Printed Name of Authorized Individual

01/20/2010  
 Date

\*Authorized individual must be an officer, director or shareholder if debtor is a corporation; a partner if debtor is a partnership; a manager or member if debtor is a limited liability company.



December 31, 2008		WS Corp.		WS Inc.		Current Month	
		10,030	10,065	10,070	9,286		
		7823	7822	WorldSpace (Yenur)	Actual	*Projected	
		Debit/In Poss	DIP				
Cash - Beginning of the Month (Inquire)		41,446	3,802,996	2,261	3,846,703		
Receipts							
Cash Sales		-	13,700	-	-		
Accounts Receivable		-	456,644	-	13,700		
DIP Loans		-	-	-	456,644		
Purchase Deposits		-	-	-	-		
Operating Funds from Purchaser		982,166	(2,635,030)	-	(1,912,834)		
Inter-company Transfers (From/To DIP Accts)		-	-	-	-		
Other (attach list)		-	96,188	-	96,188		
Refunds		-	177	-	177		
Interest		-	-	-	-		
Checks Cancelled		-	-	-	-		
		982,166	(2,328,281)	-	(1,346,115)		
<b>Total Receipts</b>							
Disbursements							
U.S. Payroll and Related Expenses		235,663	-	-	235,663		
IRTI Payroll and Related Expenses		-	-	-	-		
Sales, Use & Other Taxes		-	-	-	-		
Inventory Purchases		-	-	-	-		
Security/Rent/Leases		-	-	-	-		
Insurance		351,786	-	-	351,786		
Administrative		-	-	-	-		
Selling		-	-	-	-		
Owner (attach list)		-	-	-	-		
Asset Preservation		-	-	-	-		
Interco. Funding		-	-	-	-		
Building Services		42,567	-	-	42,567		
Employee Benefits		36,220	-	-	36,220		
France-based Legal Counsel		-	-	-	-		
Data Room & Sales Process Fees		-	-	-	-		
Systems-Related Expenses		111,141	-	-	111,141		
Utility Deposits		-	-	-	-		
Telephone - Data		-	-	-	-		
Travel		8,724	-	-	8,724		
Public Relations		-	-	-	-		
Misc.		7,765	-	-	7,765		
Professional Fees		201,692	-	-	201,692		
U.S. Trustee Quarterly Fees		-	-	-	-		
Court Costs		-	-	-	-		
		986,170	-	-	986,170		
<b>Total Disbursements</b>							
Net Cash Flow		(14,012)	(2,328,281)	-	(2,342,293)		
(Receipts less Disbursements)							
Cash - End of the Month		27,434	1,474,715	2,261	1,504,410		
		\$	\$	\$	\$		
<b>THE FOLLOWING SECTION MUST BE COMPLETED</b>							
Disbursements for Calculating U.S. Trustee Quarterly Fees: (From Current Month-Actual Column)							
Total Disbursements						\$	986,178
Less: Transfers to Debtor in Possession Accounts							-
Plus: Estate Disbursements Made By Outside Sources (i.e. from escrow accounts)							-
<b>TOTAL DISBURSEMENTS FOR CALCULATING U.S. TRUSTEE QUARTERLY FEES</b>						\$	986,178

See approved budget

In re: WorldSpace, Inc., et. al. Case No. 08-12412  
Debtor Reporting Period: December 31, 2009  
Form No MOR-1 (Cont)

Bank	Account Description	Account No	Book Balance
Bank of New York	DIP Account	777 802	1,474,714.92
Bank of New York	WorldSpace (Yenura) Account	839 296	2,261.38

Note:

Bank reconciliations are completed and available upon request.

In re:

AfriSpace, Inc.  
Debtor

Case No.  
Reporting Period:  
Form No

08-12414  
December 31, 2009  
MOR-1 (Cont)

Bank

XXXXXXXXXXXX

Account Description

Account No

Book Balance

Note:

Bank reconciliations are completed and available upon request.

**In re:**                      **WorldSpace Systems Corporation**

**Case No.**                                      **08-12413**  
**Reporting Period:**                      **December 31, 2009**  
**Form No**                                      **MOR-1 (Cont)**

<b>Bank</b>	<b>Account Description</b>	<b>Account No</b>	<b>Book Balance</b>
Bank of New York	WorldSpace (Debtor in Possession)	777829	27,431.25

**Note:**

Bank reconciliations are completed and available upon request.

In re	WorldSpace, Inc	Debtor	Case No.	08-12412 (PJW)					
				Reporting Period:	Dec-09				
SCHEDULE OF PROFESSIONAL FEES AND EXPENSES PAID									
This schedule is to include all retained professional payments from case inception to current month.									
Payee	Period Covered	Amount Approved	Payor	Check Number	Date	Fees	Expenses	Inception-To-Date Fees	Expenses
Quest Turnaround Advisors LLC	Retainer	\$ 150,000.00	WorldSpace Inc	72359	10/22/2008	\$ 150,000.00		\$ 1,320,000.00	\$ 87,531.59
	Oct. 17 - Nov. 16	\$ 101,915.33	WorldSpace Inc	72388	12/9/2008	\$ 90,000.00	\$ 11,915.33		
	Nov. 17 - Dec. 16	\$ 95,853.00	WorldSpace Inc	72401	12/23/2008	\$ 90,000.00	\$ 5,853.00		
	Dec. 17 - Jan. 16	\$ 96,466.09	WorldSpace Inc	72424	1/23/2009	\$ 90,000.00	\$ 6,466.09		
	Jan. 17 - Feb. 16	\$ 94,199.59	WorldSpace Inc	72448	2/27/2009	\$ 90,000.00	\$ 4,199.59		
	Feb. 17 - Feb. 28	\$ 45,000.00	WorldSpace Inc	72454	3/6/2009	\$ 45,000.00			
	Feb. 17 - Mar. 16	\$ 22,500.00	WorldSpace Inc	72468	4/8/2009	\$ 22,500.00			
	Feb. 17 - Mar. 16	\$ 29,691.77	WS Inc c/o WS Corp	50012	4/8/2009	\$ 22,500.00	\$ 7,191.77		
	Mar. 17 - Apr. 16	\$ 95,478.06	WS Inc c/o WS Corp	50034	4/30/2009	\$ 90,000.00	\$ 5,478.06		
	Apr. 17 - May 16	\$ 95,914.35	WS Inc c/o WS Corp	50053	5/29/2009	\$ 90,000.00	\$ 5,914.35		
	May 17 - June 16	\$ 96,333.02	WS Inc c/o WS Corp	50079	7/2/2009	\$ 90,000.00	\$ 6,333.02		
	June 17 - July 16	\$ 96,778.83	WS Inc c/o WS Corp	50103	7/29/2009	\$ 90,000.00	\$ 6,778.83		
	July 17 - August 16	\$ 96,021.01	WS Inc c/o WS Corp	50138	8/19/2009	\$ 90,000.00	\$ 6,021.01		
	August 17 - September 16	\$ 95,118.06	WS Inc c/o WS Corp	527	9/24/2009	\$ 90,000.00	\$ 5,118.06		
	September 17 - Oct 16	\$ 98,280.29	WS Inc c/o WS Corp	570	10/21/2009	\$ 90,000.00	\$ 8,280.29		
	Oct 17 - Nov 16	\$ 97,982.19	WS Inc c/o WS Corp	624	12/1/2009	\$ 90,000.00	\$ 7,982.19		

In re	WorldSpace, Inc.					Case No.	08-12412 (PJW)	
	Debtor					Reporting Period:	Dec-09	
<b>SCHEDULE OF PROFESSIONAL FEES AND EXPENSES PAID</b>								
This schedule is to include all retained professional payments from case inception to current month.								
Payee	Period Covered	Amount Approved	Payor	Check Number	Date	Fees	Expenses	Inception-To-Date Fees Expenses
Gide Loyrette Nouel A.A.R.P.I.	Retainer	\$ 30,000.00	WorldSpace Inc	72362	10/30/2008	\$ 30,000.00		\$ 386,067.46 \$ 512.67
	Retainer	\$ 128,009.23	WorldSpace Inc	72381	12/4/2008	\$ 128,009.23		
	Retainer	\$ 70,024.23	WorldSpace Inc	72405	12/31/2008	\$ 70,024.23		
	Dec-08	\$ 68,821.85	WorldSpace Inc	72421	1/21/2009	\$ 68,821.85		
	Jan 1-23	\$ 12,940.93	WorldSpace Inc	72428	1/29/2009	\$ 12,940.93		
	Retainer	\$ 45,017.47	WorldSpace Inc	72446	2/20/2009	\$ 45,017.47		
	Mar-09	\$ 17,981.36	WS Inc c/o WS Corp	50037	5/11/2009	\$ 17,568.75	\$ 412.61	
	Apr. 1 - May 31	\$ 10,875.40	WS Inc c/o WS Corp	50113	8/6/2009	\$ 10,797.50	\$ 77.90	
	June 1 - July 31	\$ 2,909.66	WS Inc c/o WS Corp	50134	8/19/2009	\$ 2,887.50	\$ 22.16	
Kurtzman Carson Consultants	Retainer	\$ 75,000.00	WorldSpace Inc	72364	11/7/2008	\$ 25,000.00		\$ 235,170.97 \$ 14,500.00
	Newspaper Ad	\$ 12,000.00	WorldSpace Inc	72403	12/23/2008		\$ 12,000.00	
	Mailing	\$ 2,500.00	WorldSpace Inc	72418	1/14/2009		\$ 2,500.00	
	Oct. 17 - Nov. 30	\$ 32,634.61	WorldSpace Inc	72425	1/23/2009	\$ 32,634.61		
	Dec-08	\$ 51,456.20	WorldSpace Inc	72435	2/6/2009	\$ 51,456.20		
	Jan-09	\$ 73,503.47	WorldSpace Inc	72465	3/19/2009	\$ 73,503.47		
	Mar-09	\$ 20,239.62	WS Corp	50078	6/12/2009	\$ 20,239.62		

In re	WorldSpace, Inc Debtor	Case No.	08-12412 (PJW)					
			Reporting Period:	Dec-09				
<b>SCHEDULE OF PROFESSIONAL FEES AND EXPENSES PAID</b>								
This schedule is to include all retained professional payments from case inception to current month.								
Payee	Period Covered	Amount Approved	Check Number	Date	Fees	Expenses	Inception-To-Date Fees	Expenses
	Apr-09	\$ 12,690.69	50100	7/21/2009	\$ 12,690.69			
	May-09	\$ 9,677.19	50117	8/7/2009	\$ 9,677.19			
	Jun-09	\$ 9,969.19	50133	8/19/2009	\$ 9,969.19			
<b>The Bank Street Group</b>	Oct-08	\$ 101,472.86	72399	12/19/2008	\$ 100,000.00	\$ 1,472.86	\$ 980,000.00	\$ 20,364.04
	Nov-08	\$ 105,335.10	72423	1/23/2009	\$ 100,000.00	\$ 5,335.10		
	Dec-09	\$ 40,000.00	72457	3/6/2009	\$ 40,000.00			
	Jan-09	\$ 80,000.00	72464	3/19/2009	\$ 80,000.00			
	Feb-09	\$ 80,144.09	72470	4/30/2009	\$ 80,000.00	\$ 144.09		
	Jan-09	\$ 5,972.25	72471	5/14/2009		\$ 5,972.25		
	Mar-09	\$ 20,755.12	72477	6/12/2009	\$ 20,000.00	\$ 755.12		
	Mar-09	\$ 62,265.37	50075	6/12/2009	\$ 60,000.00	\$ 2,265.37		
	Q4 2008 20% Holdback	\$ 60,000.00	72484	7/21/2009	\$ 60,000.00			
	Apr-09	\$ 84,419.25	50107	7/21/2009	\$ 80,000.00	\$ 4,419.25		
	Q1 2009 20% Holdback / May-09	\$ 95,000.00	50157	8/7/2009	\$ 95,000.00			
	Q1 2009 20% Holdback Q2 2009 20% Holdback/Jun & Jul 09	\$ 45,000.00	72489	8/7/2009	\$ 45,000.00			
		\$ 220,000.00	597	11/16/2009	\$ 220,000.00			



In re	WorldSpace, Inc	Debtor	Case No.	08-12412 (PJW)			
				Reporting Period:	Dec-09		
SCHEDULE OF PROFESSIONAL FEES AND EXPENSES PAID							
This schedule is to include all retained professional payments from case inception to current month.							
Payee	Period Covered	Amount Approved	Payor	Check Number	Date	Amount Paid	Inception-To-Date
						Fees	Expenses
Shearman & Sterling	Oct-08	\$ 493,898.00	WorldSpace Inc	72400	12/23/2008	\$ 493,898.00	\$ 2,209,006.14
	Nov-08	\$ 445,666.98	WorldSpace Inc	72426	1/23/2009	\$ 445,666.98	
	Dec-08	\$ 299,416.93	WorldSpace Inc	72455	3/6/2009	\$ 286,641.20	\$ 12,775.73
	Jan-09 & Feb-09	\$ 628,652.58	WorldSpace Inc	72479	6/12/2009	\$ 616,617.77	\$ 12,034.81
	Mar-09	\$ 187,405.82	WorldSpace Corp	50077	6/12/2009	\$ 183,488.55	\$ 3,917.27
	Apr-09 & May-09	\$ 115,259.40	WorldSpace Corp	50154	8/7/2009	\$ 112,117.74	\$ 3,141.66
	Jun-09 & Jul-09	\$ 71,888.46	WS Inc c/o WS Corp	594	11/16/2009	\$ 70,575.90	\$ 1,312.56
Arent Fox LLP	Nov - Dec	\$ 172,861.55	WorldSpace Inc	72422	1/22/2009	\$ 172,861.55	\$ 918,171.67
	Jan-09 & Feb-09	\$ 267,434.87	WorldSpace Inc	72474	6/12/2009	\$ 265,093.20	\$ 2,341.67
	25% March 2009	\$ 20,353.07	WorldSpace Inc	72485	7/23/2009	\$ 17,410.01	\$ 2,943.06
	Dec-08	\$ 89,007.91	WorldSpace Inc	72486	7/23/2009	\$ 89,007.91	
	Q4 2008 20% Holdback	\$ 69,296.69	WorldSpace Inc	72487	7/23/2009	\$ 69,296.69	
	75% March 2009	\$ 61,059.20	WorldSpace Corp	50102	7/23/2009	\$ 57,872.00	\$ 3,187.20
	Q1 2009 20% Holdback	\$ 14,712.98	WorldSpace Corp	50158	8/7/2009	\$ 14,712.98	
	Q1 2009 20% Holdback	\$ 71,177.63	WorldSpace Inc	72488	8/7/2009	\$ 71,177.63	
	DIP	\$ 16,883.00	WorldSpace Inc	100	8/20/2009	\$ 16,883.00	

In re	WorldSpace, Inc					Case No.	08-12412 (PJW)
	Debtor					Reporting Period:	Dec-09
<b>SCHEDULE OF PROFESSIONAL FEES AND EXPENSES PAID</b>							
This schedule is to include all retained professional payments from case inception to current month.							
Payee	Period Covered	Amount Approved	Payor	Check Number	Date	Amount Paid	Inception-To-Date
	Q2 2009 20% Holdback/Apr Aug 09	\$ 144,799.61	WS Inc c/o WS Corp	595	11/16/2009	Fees \$ 143,856.70 Expenses \$ 942.91	
U.S. Trustee	Q4-08	\$ 325.00	WorldSpace Inc	3474	1/30/2009	\$ 325.00	\$ 38,675.00
	Q4-08	\$ 10,075.00	WorldSpace Inc	3475	2/19/2009	\$ 10,075.00	
	Q1-09	\$ 9,750.00	WS Inc. c/o WS Systems	2690	4/29/2009	\$ 9,750.00	
	Q2-09	\$ 1,625.00	WS Inc. c/o WS Systems	2804	7/31/2009	\$ 1,625.00	
	Q3-09	\$ 16,900.00	WS Inc & WS Systems c/o WS Systems	585	11/4/2009	\$ 16,900.00	
	Q4-08	\$ 325.00	WorldSpace Systems Corp	37211	1/30/2009	\$ 325.00	\$ 29,900.00
	Q4-08	\$ 10,075.00	WorldSpace Systems Corp	37227	2/19/2009	\$ 10,075.00	
	Q1-09	\$ 9,750.00	WorldSpace Systems Corp	2689	4/29/2009	\$ 9,750.00	
	Q2-09	\$ 9,750.00	WorldSpace Systems Corp	2803	7/31/2009	\$ 9,750.00	
	Q4-08	\$ 325.00	AfriSpace Inc.	11192	1/30/2009	\$ 325.00	\$ 6,825.00
	Q4-08	\$ 4,550.00	AfriSpace Inc.	11194	2/19/2009	\$ 4,550.00	
	Q1-09	\$ 1,950.00	AfriSpace c/o WS Systems	2691	4/29/2009	\$ 1,950.00	
Elliott Greenleaf	Oct. 17 - Nov. 30	\$ 36,561.96	WorldSpace Inc	72436	2/6/2009	\$ 36,290.40	\$ 271.56
	Dec-08 - Mar-09	\$ 97,972.39	WorldSpace Inc	72478	6/12/2009	\$ 92,242.80	\$ 5,729.59
	Mar-09	\$ 25,973.14	WorldSpace Corp	50076	6/12/2009	\$ 24,175.50	\$ 1,797.64
							\$ 256,546.31
							\$ 19,794.26

In re	WorldSpace, Inc				Case No.	08-12412 (PJW)	
	Debtor				Reporting Period:	Dec-09	
<b>SCHEDULE OF PROFESSIONAL FEES AND EXPENSES PAID</b>							
This schedule is to include all retained professional payments from case inception to current month.							
Payee	Period Covered	Amount Approved	Payor	Check Number	Date	Amount Paid	Inception-To-Date
	Q4 2008 20% Holdback	\$ 15,083.50	WorldSpace Inc	72482	7/20/2009	\$ 15,083.50	
	Q1 2009 20% Holdback						
	Yenura / Apr-09 & May-09	\$ 49,981.00	WorldSpace Corp	50156	8/7/2009	\$ 44,667.48	\$ 4,313.52
	Q1 2009 20% Holdback						
	DIP	\$ 17,049.73	WorldSpace Inc	72490	8/7/2009	\$ 17,049.73	
	Q2 2009 20% Holdback /						
	Jan-09 - Aug-09	\$ 58,771.65	WS Inc. c/o WS Systems	598	11/16/2009	\$ 27,036.90	\$ 7,681.55
	Oct. 08 - Dec. 08	\$ 64,159.11	WorldSpace Inc	72447	2/25/2009	\$ 62,870.80	\$ 1,288.31
<b>Executive Sounding Board</b>							<b>\$ 184,731.01</b>
	Jan-09	\$ 14,976.76	WorldSpace Inc	72467	4/1/2009	\$ 14,958.20	\$ 18.56
	Feb-09	\$ 27,202.15	WorldSpace Inc	72469	4/9/2009	\$ 26,855.20	\$ 346.95
	Mar-09	\$ 4,341.89	WorldSpace Inc	72476	6/12/2009	\$ 4,269.30	\$ 72.59
	Mar-09	\$ 13,025.66	WorldSpace Corp	50074	6/12/2009	\$ 12,807.90	\$ 217.76
	Q4 2008 20% Holdback	\$ 15,717.70	WorldSpace Inc	72483	7/21/2009	\$ 15,717.70	
	Q1 2009 20% Holdback						
	Yenura	\$ 3,201.98	WorldSpace Corp	51055	8/7/2009	\$ 3,201.98	
	Q1 2009 20% Holdback						
	DIP	\$ 11,520.63	WorldSpace Inc	72491	8/7/2009	\$ 11,520.63	
	Q2 2009 20% Holdback /						
	Apr-Jul 2009	\$ 35,746.59	WS Inc. c/o WS Systems	596	11/16/2009	\$ 32,529.30	\$ 3,217.29
<b>Pachulski, Stang, Ziehl &amp; Jones</b>							<b>\$ 137,948.44</b>
	Oct. 08 - Nov. 08	\$ 68,802.09	WorldSpace Inc	72449	2/27/2009	\$ 50,537.20	\$ 18,264.89
	Dec-08	\$ 11,421.92	WorldSpace Inc	72456	3/6/2009	\$ 10,360.80	\$ 1,061.12
	Jan-09 & Feb-09	\$ 27,383.85	WorldSpace Inc	72480	6/12/2009	\$ 24,137.09	\$ 3,246.76

In re	<u>WorldSpace, Inc</u>					Case No.	08-12412 (PJW)	
	Debtor					Reporting Period:	Dec-09	
<b>SCHEDULE OF PROFESSIONAL FEES AND EXPENSES PAID</b>								
	This schedule is to include all retained professional payments from case inception to current month.							
Payee	Period Covered	Amount Approved	Payor	Check Number	Date	Fees	Expenses	Inception-To-Date Fees Expenses
	Q1 2009 20% Holdback Yenura / Mar-09	\$ 20,009.69	WorldSpace Corp	50153	8/7/2009	\$ 17,939.25	\$ 2,070.44	
	Q2 2009 20% Holdback / Apr-Jul 2009	\$ 36,923.33	WS Inc. c/o WS Systems	599	11/16/2009	\$ 34,974.10	\$ 1,949.23	

WorldSpace Inc.  
 Silver Spring  
 Company code 100P

Check Register 12/31/2009 / 11:37:12  
 User: AS10041  
 Page: 1

Bank BONY Bank of New York  
 Bank Key  
 Acct number 777802

Checks created manually

Check number	from to	Payment	Pmnt date	Crcy	Amount paid (FC)	Recipient/void reason code	Enca./void
Payment method Checks created manually							
				USD	0.00		

WorldSpace System Corp.  
 Silver Spring  
 Company code 130P

Check Register 12/31/2009 / 11:37:12  
 User: AS10041  
 Page: 2

Bank BONY Bank of New York  
 Bank Key  
 Acct number 777829

Checks created manually

Check number	from to	Payment	Pmnt date	Crcy	Amount paid (FC)	Recipient/void reason code	Enca./void
624		1500000557	12/1/2009	USD	97,982.19	Quest Turnaround Advisors, LLC	
625		1500000558	12/1/2009	USD	4,680.00	Stonewall Culhrell Pantego NC	
626		1500000559	12/1/2009	USD	19,413.33	8515 Georgia Ave. Assoc.LLC Rockville MD	
627		1500000560	12/3/2009	USD	7,515.36	Zodiac Data Systems	
628		1500000561	12/3/2009	USD	53,116.00	Willis of Maryland	
629		100000612	12/3/2009	USD	630,000.00	WorldSpace Italia S.p.A.	
630		100000613	12/9/2009	USD	143,539.53	AsiaSpace Limited MELBOURNE	
631		100000614	12/9/2009	USD	18,960.00	WorldSpace Southern Africa (P)Johannesburg	
632		1500000562	12/9/2009	USD	36,220.13	The Guardian Life Insurance Co.	
633		100000615	12/9/2009	USD	35,000.00	ST Teleport Pte. Ltd.	
634		1500000563	12/9/2009	USD	26,000.00	M/S Antrix Corp Ltd	
635		100000617	12/9/2009	USD	123,853.02	AsiaSpace Limited MELBOURNE	
636		1500000564	12/9/2009	USD	12,906.45	WRN Ltd	
637		1500000565	12/9/2009	USD	23,000.00	Mauritius Telecom	
638		1500000566	12/9/2009	USD	8,309.47	Paul Hastings	
639		1500000567	12/9/2009	USD	120,424.46	Paychex of NY	
640		1500000568	12/9/2009	USD	6,833.40	Hussein Sailam	
641		1500000569	12/9/2009	USD	5,422.84	The Hartford	
642		1500000570	12/10/2009	USD	15,000.00	Nishith Desai Assoc.	

Check number	from to	Payment	Payment method	Check number	from to	Payment	Payment method	Print date	Crcy	Amount paid (FC)	Recipient/Void reason code	Enca./void
643		1500000571		12/11/2009	USD	18,625.31		12/11/2009	USD	18,625.31	GMV Space Systems Inc.	
644		1500000572		12/15/2009	USD	23,574.00		12/15/2009	USD	23,574.00	8515 Georgia Ave. Assoc.LLC Rockville MD	
645		1500000573		12/15/2009	USD	4,680.00		12/15/2009	USD	4,680.00	Stonewall Cuthrell Pantego NC	
646		100000624		12/19/2009	USD	64,500.45		12/19/2009	USD	64,500.45	AsiaSpace Limited MELBOURNE	
647		1500000574		12/18/2009	USD	35,625.00		12/18/2009	USD	35,625.00	Willis of Maryland	
648		1500000575		12/18/2009	USD	257,622.50		12/18/2009	USD	257,622.50	Aon Limited	
649		100000635		12/18/2009	USD	10,900.00		12/18/2009	USD	10,900.00	WorldSpace Southern Africa (P)Johannesburg	
650		1500000576		12/18/2009	USD	11,916.67		12/18/2009	USD	11,916.67	Hamza Farooqui	
651		100000638		12/18/2009	USD	23,812.69		12/18/2009	USD	23,812.69	WorldSpace Asia Ple. Ltd.	
652		100000641		12/24/2009	USD	93,000.00		12/24/2009	USD	93,000.00	WorldSpace India Pvt. Ltd	
653		1500000577		12/28/2009	USD	18,046.63		12/28/2009	USD	18,046.63	BDO Raffles-Client Account	
654		1500000578		12/28/2009	USD	115,438.81		12/28/2009	USD	115,438.81	Paychex of NY	
655		100000637		12/28/2009	USD	650,000.00		12/28/2009	USD	650,000.00	WorldSpace Italia S.p.A.	
656		1500000597		12/30/2009	USD	5,850.00		12/30/2009	USD	5,850.00	Stonewall Cuthrell Pantego NC	
657		1500000580		12/30/2009	USD	4,746.20		12/30/2009	USD	4,746.20	Stuart Fishkin	
658		1500000581		12/30/2009	USD	1,890.28		12/30/2009	USD	1,890.28	Hussein Sallam	
659		1500000584		12/9/2009	USD	7,800.00		12/9/2009	USD	7,800.00	Ssi Consulting	
660		100000647		12/30/2009	USD	40,604.00		12/30/2009	USD	40,604.00	WorldSpace Asia Ple. Ltd.	
661		1500000582		12/30/2009	USD	6,331.19		12/30/2009	USD	6,331.19	E.B. Khoo & Company	
662		1500000583		12/30/2009	USD	2,465.17		12/30/2009	USD	2,465.17	Jerome Soumange	
663		1500000587		12/30/2009	USD	4,243.79		12/30/2009	USD	4,243.79	Willis So Africa	
664		1500000585		12/31/2009	USD	50,000.00		12/31/2009	USD	50,000.00	Intelsat Corporation	
665		1500000586		12/31/2009	USD	7,013.00		12/31/2009	USD	7,013.00	Ryan, Sharkey & Crutchfield	
666		100000650		12/31/2009	USD	61,597.70		12/31/2009	USD	61,597.70	WorldSpace India Pvt. Ltd	
667		1500000588		12/31/2009	USD	553.50		12/31/2009	USD	553.50	Roxanna Dunette	

Payment method Checks created manually

2,909,013.07

Total of all entries

Check Register 12/31/2009 / 11:37:12  
 User: AS10041  
 Page: 3

Check number from to Payment Print date Crcy Amount paid (FC) Recipient/Void reason code Enca./void

2,909,013.07

Statement of Operations  
(Income Statement)

	WorldSpace Inc. Month Ended December-09	AfriSpace Inc. Month Ended December-09	WorldSpace Systems Corp. Month Ended December-09	Consolidated Month Ended December-09	WorldSpace Inc. Cumulative Filing to Date	AfriSpace Inc. Cumulative Filing to Date	WorldSpace Systems Corp. Cumulative Filing to Date	Consolidated Cumulative Filing to Date
<b>REVENUES</b>								
Subscription Revenue	-	-	13,200	13,200	4,613,988	-	-	4,613,988
Equipment Revenue	-	-	88,866	88,866	(2,026,963)	248,563	15,828	15,828
Other Revenue	86,535	-	102,066	188,601	2,587,025	248,563	1,281,751	(502,477)
<b>TOTAL REVENUE</b>	86,535	-	102,066	188,601	2,587,025	248,563	1,281,751	4,127,339
<b>OPERATING EXPENSES</b>								
Cost of services-Satellite transmission, programming and other	87,740	91,344	-	179,084	836,727	1,908,050	133,707	2,877,484
Cost of equipment	-	-	-	-	-	-	(165,129)	(165,129)
Research and development	-	-	-	-	(545,064)	-	(169,395)	(714,499)
Selling and marketing	-	-	-	-	-	-	105,541	105,541
General and administrative	247,707	74,892	8,293,027	8,615,625	5,111,895	1,242,159	17,035,445	23,389,498
Depreciation and amortization	14,282	181	230,767	245,210	205,436	3,010	4,142,436	4,350,881
<b>TOTAL OPERATING EXPENSES</b>	349,708	166,417	8,523,794	9,039,919	5,607,963	3,153,219	21,062,604	29,843,786
<b>PROFIT (LOSS) FROM OPERATIONS</b>	(263,174)	(166,417)	(8,421,727)	(8,851,318)	(3,020,938)	(2,904,656)	(19,790,852)	(25,716,447)
<b>OTHER INCOME (EXPENSE)</b>								
Interest income	8,611	-	-	8,611	65,274	-	98,517	163,788
Interest expense	(1,710,758)	-	-	(1,710,758)	(23,308,865)	-	-	(23,308,865)
Other	-	-	-	-	(5,695,007)	-	(16,700)	(5,711,707)
<b>TOTAL OTHER INCOME (EXPENSE)</b>	(1,702,147)	-	-	(1,702,147)	(28,938,621)	-	81,817	(28,856,804)
<b>PROFIT (LOSS) BEFORE REORGANIZATION ITEMS</b>	(1,965,320)	(166,417)	(8,421,727)	(10,553,464)	(31,959,559)	(2,904,656)	(19,709,035)	(54,573,250)
<b>REORGANIZATION ITEMS</b>								
Professional Fees	(177,878)	-	-	(177,878)	(7,351,465)	-	(783,890)	(8,135,355)
U.S. Trustee Quarterly Fees	-	-	-	-	(26,650)	(6,825)	(40,300)	(73,775)
<b>TOTAL REORGANIZATION EXPENSE</b>	(177,878)	-	-	(177,878)	(7,378,115)	(6,825)	(824,190)	(8,209,130)
<b>PROFIT (LOSS) BEFORE INCOME TAXES</b>	(2,143,199)	(166,417)	(8,421,727)	(10,731,343)	(39,337,675)	(2,911,481)	(20,533,225)	(62,782,381)
<b>INCOME TAX BENEFIT (EXPENSE)</b>	-	-	-	-	-	-	-	-
<b>NET PROFIT (LOSS)</b>	(2,143,199)	(166,417)	(8,421,727)	(10,731,343)	(39,337,675)	(2,911,481)	(20,533,225)	(62,782,381)

BALANCE SHEET

	WorldSpace Inc. Book Value at End of Current Reporting Month	AirSpace Inc. Book Value at End of Current Reporting Month	WorldSpace Systems Corp. Book Value at End of Current Reporting Month	Consolidated Book Value at End of Current Reporting Month	WorldSpace Inc. Book Value on Petition Date	AirSpace Inc. Book Value on Petition Date	WorldSpace Systems Corp. Book Value on Petition Date	Consolidated Book Value on Petition Date
<b>ASSETS</b>								
<b>CURRENT ASSETS</b>								
Unrestricted Cash and Equivalents	1,476,977	-	27,949	1,504,925	31,798	1,513	38,507	71,726
Restricted Cash and Cash Equivalents (see continuation sheet)	-	-	-	-	1,652,000	-	-	1,652,000
Accounts Receivable (Net)	1,067,885,336	14,639,042	(431,329,921)	650,894,457	1,054,614,187	17,315,818	(423,283,323)	648,645,682
Notes Receivable	-	-	-	-	-	-	-	-
Inventories	2,359,800	-	505,636	2,865,435	3,950,925	-	355,608	4,355,533
Prepaid Expenses	77,178	129,493	307,215	513,885	1,915,047	215,234	587,300	2,717,581
Professional Retainers	-	-	-	-	-	-	-	-
Other Current Assets (attach schedule)	527,528	7,732	11,633	546,893	521,670	519,312	-	1,040,982
<b>TOTAL CURRENT ASSETS</b>	<b>1,072,026,818</b>	<b>14,776,266</b>	<b>(430,477,488)</b>	<b>656,325,595</b>	<b>1,062,725,535</b>	<b>18,051,876</b>	<b>(422,291,908)</b>	<b>658,485,503</b>
<b>PROPERTY AND EQUIPMENT</b>								
Real Property and Improvements	-	-	-	-	-	-	-	-
Satellite Ground Systems	2,956,594	1,916,458	27,312,361	32,185,413	3,552,250	1,916,458	36,022,799	41,491,507
Machinery and Equipment	2,497	4,052	4,737,201	7,238,750	2,497	6,472	6,849,242	9,353,011
Furniture, Fixtures and Office Equipment	97,822	44,344	5,970,109	6,112,274	317,127	44,344	7,610,738	7,972,208
Leasehold Improvements	-	-	-	-	-	-	-	-
Vehicles	-	-	-	-	-	-	-	-
Less Accumulated Depreciation	(292,039)	(45,849)	(27,931,866)	(28,269,754)	(282,412)	(45,250)	(39,592,518)	(39,910,180)
<b>TOTAL PROPERTY &amp; EQUIPMENT</b>	<b>2,764,874</b>	<b>1,919,004</b>	<b>10,081,256</b>	<b>14,765,134</b>	<b>3,589,462</b>	<b>1,922,024</b>	<b>23,053,886</b>	<b>28,565,374</b>
<b>OTHER ASSETS</b>								
Loans to Insiders*	-	-	-	-	-	-	-	-
Other Assets (attach schedule)	8,198	-	-	8,198	8,198	-	-	8,198
<b>TOTAL OTHER ASSETS</b>	<b>8,198</b>	<b>-</b>	<b>-</b>	<b>8,198</b>	<b>8,198</b>	<b>-</b>	<b>-</b>	<b>8,198</b>
<b>TOTAL ASSETS</b>	<b>1,074,799,889</b>	<b>16,695,271</b>	<b>(420,396,232)</b>	<b>671,099,927</b>	<b>1,066,323,195</b>	<b>19,973,900</b>	<b>(399,238,020)</b>	<b>687,059,075</b>
<b>LIABILITIES AND OWNER EQUITY</b>								
<b>LIABILITIES NOT SUBJECT TO COMPROMISE (Postpetition)</b>								
Accounts Payable	(2,106,847)	(151,489)	(1,072,865)	(3,331,220)	-	-	-	-
Taxes Payable (refer to FORM MOR-4)	(100,593)	(88,500)	-	(199,093)	-	-	-	-
Wages Payable	-	-	1,142,986	1,142,986	-	-	-	-
Notes Payable	(7,497,980)	-	-	(7,497,980)	-	-	-	-
Rent/Leases - Building/Equipment	2,880,080	-	-	2,880,080	-	-	-	-
Secured Debt/Adequate Protection Payments	(34,410,903)	-	-	(34,410,903)	-	-	-	-
Professional Fees	-	-	(186,150)	(186,150)	-	-	-	-
Amounts Due to Insiders*	-	-	-	-	-	-	-	-
Other Postpetition Liabilities (attach schedule)	270,232	-	276,775	547,007	-	-	-	-
<b>TOTAL POSTPETITION LIABILITIES</b>	<b>(40,565,611)</b>	<b>(209,989)</b>	<b>166,726</b>	<b>(41,608,874)</b>	<b>-</b>	<b>-</b>	<b>-</b>	<b>-</b>
<b>LIABILITIES SUBJECT TO COMPROMISE (Pre-Petition)</b>								
Secured Debt	(72,649,584)	-	-	(72,649,584)	(72,649,584)	-	-	(72,649,584)
Priority Debt	(120,505,425)	-	-	(120,505,425)	(120,505,425)	-	-	(120,505,425)
Unsecured Debt	(1,886,653,861)	43,643	(2,148,797)	(1,845,158,915)	(1,889,820,789)	34,125	(2,028,217)	(1,923,599,517)
<b>TOTAL PRE-PETITION LIABILITIES</b>	<b>(2,079,808,870)</b>	<b>(1,403,479)</b>	<b>(32,880,284)</b>	<b>(2,114,092,633)</b>	<b>(2,082,975,797)</b>	<b>(2,015,043)</b>	<b>(31,225,520)</b>	<b>(2,119,044,578)</b>
<b>TOTAL LIABILITIES</b>	<b>(2,120,374,881)</b>	<b>(1,613,466)</b>	<b>(32,713,557)</b>	<b>(2,155,101,900)</b>	<b>(2,082,975,797)</b>	<b>(2,015,043)</b>	<b>(34,053,737)</b>	<b>(2,119,044,578)</b>
<b>OWNER EQUITY</b>								
Capital Stock	(426,996)	-	-	(426,996)	(426,996)	-	-	(426,996)
Additional Paid-In Capital	(665,751,398)	(4,100,618)	(86,967,972)	(766,809,988)	(655,662,015)	(4,100,618)	(96,872,873)	(756,535,506)
Partners' Capital Account	-	-	-	-	-	-	-	-
Owners' Equity Account	-	-	-	-	-	-	-	-
Retained Earnings - Pre-Petition	1,672,815,711	(3,802,666)	529,540,537	2,188,463,582	1,672,741,513	(3,858,239)	630,164,651	2,189,046,005
Retained Earnings - Post-Petition	39,537,675	2,911,481	20,533,235	62,782,381	-	-	-	-
Adjustments to Owner Equity (attach schedule)	-	-	-	-	-	-	-	-
Post-Petition Contributions (Distributions) (Draws)	-	-	-	-	-	-	-	-
<b>NET OWNER EQUITY</b>	<b>1,045,974,992</b>	<b>(16,081,803)</b>	<b>463,115,790</b>	<b>1,484,009,978</b>	<b>1,016,652,602</b>	<b>(17,958,657)</b>	<b>433,291,757</b>	<b>1,431,985,502</b>
<b>TOTAL LIABILITIES AND OWNERS' EQUITY</b>	<b>(1,074,799,889)</b>	<b>(16,695,271)</b>	<b>(420,396,232)</b>	<b>(671,099,928)</b>	<b>(1,066,323,195)</b>	<b>(19,973,900)</b>	<b>(399,238,020)</b>	<b>(687,059,075)</b>



	WorldSpace Inc. Book Value at Current Reporting Month	AfriSpace Inc. Book Value at End of Current Reporting Month	WorldSpace Systems Corp. Book Value at End of Current Reporting Month	Consolidated Book Value at End of Current Reporting Month	WorldSpace Inc. Book Value on Petition Date	WorldSpace Systems Corp. Book Value on Petition Date	Consolidated Book Value on Petition Date
<b>ASSETS</b>							
<b>RESTRICTED CASH AND CASH EQUIVALENTS</b>							
Rent Security Deposit-Letter of Credit	-	-	-	-	1,652,000	-	1,652,000
<b>TOTAL RESTRICTED CASH AND CASH EQUIVALENTS</b>	-	-	-	-	1,652,000	-	1,652,000
<b>OTHER CURRENT ASSETS</b>							
Other Assets	-	-	-	-	-	518,907	518,907
Deposits Refundable	5,658	7,732	11,633	25,223	-	405	405
VAT Receivable	(28,035)	-	-	(28,035)	(28,035)	-	(28,035)
Foreign Tax Credits	2,990	-	-	2,990	2,990	-	2,990
Deferred Tax Asset-Current	524,857	-	-	524,857	524,857	-	524,857
Advance Income Taxes	21,948	-	-	21,948	21,948	-	21,948
<b>TOTAL OTHER CURRENT ASSETS</b>	527,526	7,732	11,633	546,893	521,670	519,312	1,040,982
<b>OTHER ASSETS</b>							
Interest Receivable	8,195	-	-	8,195	8,195	-	8,195
Deferred Tax Asset-Non-Current	3	-	-	3	3	-	3
<b>TOTAL OTHER ASSETS</b>	8,198	-	-	8,198	8,198	-	8,198
<b>LIABILITIES AND OWNER EQUITY</b>							
<b>SECURED DEBT (PRE-PETITION)</b>							
Convertible Debt- Long Term Notes Payable	(72,849,584)	-	-	(72,849,584)	(72,849,584)	-	(72,849,584)
<b>TOTAL SECURED DEBT (PRE-PETITION)</b>	(72,849,584)	-	-	(72,849,584)	(72,849,584)	-	(72,849,584)
<b>PRIORITY DEBT (PRE-PETITION)</b>							
US Tax Treaty Withholding	(5,418)	-	-	(5,418)	(5,418)	-	(5,418)
State Income Tax Payable	(207,706)	43,043	-	(164,663)	(207,706)	43,043	(164,663)
Franchise Tax Payable	2,773	-	-	2,773	2,773	-	2,773
Accrued Wages & Salaries	-	(0)	(1,219,425)	(1,219,425)	-	(8,918)	(1,395,285)
Accrued Vacation	-	-	(721,424)	(721,424)	-	-	(1,220,017)
Federal Tax Withheld	(6,638)	-	(168,989)	(168,989)	(6,638)	-	(162,351)
FICA Withheld	-	-	(36,333)	(36,333)	-	-	(35,333)
Medicare FICA	(4,202)	-	-	(4,202)	(4,202)	-	(4,202)
EUTA Payable	-	-	(3)	(3)	-	-	(3)
SUTA Payable	-	-	(5,464)	(5,464)	-	-	(5,464)
Garnishments Pay-Child Support	-	846	-	846	-	-	(4,122)
Garnishments - Courts	-	-	(806)	(806)	-	-	(806)
401(k) Payable	-	-	(196,403)	(196,403)	-	-	(196,403)
Sec. 125 Payable	-	-	(16,318)	(16,318)	-	-	(16,318)
Health Club - Payable	-	-	576	576	-	-	576
MetroCheck - Payable	-	-	142	142	-	-	142
State Payroll WH - 01	-	-	168,437	168,437	-	-	168,437
State Payroll WH - 02	-	-	57,905	57,905	-	-	57,905
State Payroll WH - 03	-	-	7,252	7,252	-	-	7,252
State Payroll WH - 05	-	-	(12,833)	(12,833)	-	-	(12,833)
State Payroll WH - 06	-	-	(12,563)	(12,563)	-	-	(12,563)
Accrued Income Tax Payable	40,200	-	-	40,200	40,200	-	40,200
Deferred Income Tax-LI	(120,324,435)	-	-	(120,324,435)	(120,324,435)	-	(120,324,435)
<b>TOTAL PRIORITY DEBT (PRE-PETITION)</b>	(120,505,425)	43,043	(2,148,797)	(122,611,169)	(120,505,425)	34,125	(123,299,517)



In re WorldSpace, Inc.  
Debtor

Case No. 08-12412 (PJW)  
Reporting Period: Dec-09

**STATUS OF POST-PETITION TAXES**

The beginning tax liability should be the ending liability from the prior month or, if this is the first report, the amount should be zero.  
Attach photocopies of IRS Form 6123 or payment receipt to verify payment or deposit of federal payroll taxes.  
Attach photocopies of any tax returns filed during the reporting period.

	Beginning Tax	Amount Withheld and/or Accrued	Amount Paid	Date Paid	Check # or EFT	Ending Tax
<b>Federal</b>						
Withholding						
FICA-Employee						
FICA-Employer						
Unemployment						
Income		SEE NOTE #1				
Other:						
Total Federal Taxes						
<b>State and Local</b>						
Withholding						
Sales						
Excise						
Unemployment						
Real Property						
Personal Property						
Other:						
Total State and Local						
<b>Total Taxes</b>						

NOTE #1: All Fiduciary taxes have been paid

**SUMMARY OF UNPAID POST-PETITION DEBTS**

Attach aged listing of accounts payable.

Number of Days Past Due

	Current	0-30	31-60	61-90	Over 91	Total
Accounts Payable	-46,818.67	-77,838.41	-37,998.95	-156,235.53	-541,237.84	-860,129.40
Wages Payable						0.00
Taxes Payable					-66,000.00	-66,000.00
Rent/Leases-Building			-1,022.87		5,858.16	4,835.29
Rent/Leases-Equipment						0.00
Secured Debt/Adequate Protection Payments						0.00
Professional Fees	-31,218.80	-22,074.15	94.31		-17,920.12	-71,118.76
Amounts Due to Insiders					-310.72	-310.72
Other:						0.00
Other:						0.00
<b>Total Post-petition Debts</b>	<b>-78,037.47</b>	<b>-99,912.56</b>	<b>-38,927.51</b>	<b>-156,235.53</b>	<b>-619,610.52</b>	<b>-992,723.59</b>

Explain how and when the Debtor intends to pay any past due post-petition debts.

The majority of past due amounts has been or will be paid in January. Some past due amounts will be paid at the end of the sales transition period.

In re WorldSpace, Inc.  
Debtor

Case No. 08-12412 (PJW)  
Reporting Period: Dec-09

Payments due insiders will be paid via bi-weekly paycheck.

Vendors - Aging

Vendor	Current	1 to 30	31 to 60	61 to 90	Over 90	Amount in LC
Vendor 0900000358 8515 Georgia Ave. Assoc LLC	0	0	0	0	5,858.16	5,858.16
Vendor 0900000389 American Stock Transfer & Tru	0	0	0	0	6,000.00	-6,000.00
Vendor 0900000513 Delaware Secretary of State	0	0	0	0	-65,000.00	-65,000.00
Vendor 0900004297 NetMagic IT Services Pvt. Ltd	-22,769.50	-22,769.50	-14,269.50	-14,269.50	-65,577.66	-139,955.66
Vendor 0900004996 Kutzman Carson Consultants L	0	-29,806.19	0	0	-17,920.12	-47,726.31
Vendor 0900005014 U.S. Trustee Payment Center	0	0	1,625.00	0	0	1,625.00
<b>Total Company code 100P-WorldSpace Inc.</b>	<b>-22,769.50</b>	<b>-52,575.69</b>	<b>-12,644.50</b>	<b>-14,269.50</b>	<b>-149,639.62</b>	<b>-251,898.81</b>

Vendor	Current	1 to 30	31 to 60	61 to 90	Over 90	Amount in LC
Vendor 0900006649 Verizon Business	-321.24	0	-321.24	0	155.18	-487.3
Vendor 0900006668 WASHINGTON GAS	0	0	0	0	130	130
Vendor 0900009905 MCI INTERNATIONAL, INC.	4,427.08	0	0	-4,426.54	7,446.39	1407.27
Vendor 0900009736 GMV SPACE SYSTEMS, INC	-21812.2	0.1	0	0	0	21812.1
<b>Total Company code 110P-AtrISpace Inc.</b>	<b>-26,560.52</b>	<b>0.10</b>	<b>-321.24</b>	<b>-4,426.54</b>	<b>7,731.53</b>	<b>-23,576.67</b>

Disc number	Current	1 to 30	31 to 60	61 to 90	Over 90	Amount in LC
Vendor 0900000358 8515 Georgia Ave. Assoc LLC	0	0	-1,022.87	0	0	-1,022.87
Vendor 0900004106 AT&T Mobility	-4,795.01	0	0	0	0	-4,795.01
Vendor 0900004407 EasyLink Services Corporation	0	0	0	0	-28.85	-28.85
Vendor 0900006466 Citix First Aid & Safety	0	0	0	0	341.54	341.54
Vendor 0900006540 Federal Express	0	0	0	0	-147.82	-147.82
Vendor 0900006560 Stanley Convergent Security S	0	0	0	0	-12,751.80	-12,751.80
Vendor 0900006650 Verizon Business	-78.75	0	-144.84	0	326.26	104.66
Vendor 0900006656 Verizon Business	6,216.22	0	0	-5,709.87	2,432.07	-8,494.02
Vendor 0900007200 Google Inc.	-895.69	-895.69	0	0	0	-1,791.38
Vendor 0900007662 SAP America Inc.	0	-42,457.00	-42,457.00	-117,191.93	-254,742.00	-456,847.93
Vendor 0900007700 SED Systems, Inc.	0	0	0	0	-50,000.00	50,000.00
Vendor 0900007777 Street DC METRO AREA	0	0	-346.5	0	0	-346.50
Vendor 0900009790 Stii Consulting	-9,406.60	7,731.94	84.31	0	0	-1,580.35
Vendor 0900009840 Verizon	-243.21	0	0	0	0	-243.21
Vendor 0900009846 VERIO Advanced Hosting	-1,950.00	-1,950.00	0	0	0	-3,920.00
Vendor 0900009855 VERIZON CABS	0	0	0	-2,836.97	3,440.96	603.99
Vendor 0900009907 Verizon Business	0	0	0	683.77	1,160.77	1,553.54
Vendor 0900009904 Verizon Business	0	-5,999.92	18,929.13	-12,380.74	-37,850.84	-37,392.37
Vendor 0900009485 Verizon Business	-2,900.45	-2,900.45	0	0	1,444.90	-4,356.00
Vendor 0900003274 Corporation Service Company	0	0	0	0	-207.13	-207.13
Vendor 0900002667 DSI Data Vaulting	0	0	0	0	-120,515.15	-120,515.15
Vendor 0900004223 Funds by Holder	0	0	0	0	440.27	-440.27
Vendor 0900004497 Iron Mountain	0	0	0	0	-580.98	-580.98
Vendor 0900004562 Ring2 Communications LLC	-847.41	0	0	0	1,210.71	363.30
Vendor 0900004965 JK Moving & Storage Inc	0	0	-1,014.20	-103.75	0	-1,117.95
Vendor 0900004960 PIR LLC	0	0	0	0	-9,800.00	-9,800.00
Vendor 0900004988 Metrix Communications LLC	-1365.1	-855.85	0	0	0	-2,220.95
Vendor E10033 ROXANNA DUNNETTE	0	0	0	0	-310.72	-310.72
<b>Total Company code 130P-WorldSpace Systems Corp.</b>	<b>-28,707.45</b>	<b>-47,336.97</b>	<b>-25,961.77</b>	<b>-137,539.48</b>	<b>-477,702.43</b>	<b>-717,248.11</b>

	Current	1 to 30	31 to 60	61 to 90	Over 90	Amount in LC
<b>Overall total</b>	<b>-78,037.47</b>	<b>-99,912.56</b>	<b>-38,927.51</b>	<b>-156,235.53</b>	<b>-619,610.52</b>	<b>-992,723.59</b>

In re WorldSpace, Inc., et. al.  
Debtor

Case No.  
Reporting Period:  
Form No

08-12412  
December 31, 2009  
MOR - 5

**ACCOUNTS RECEIVABLE RECONCILIATION AND AGING**

Accounts Receivable Reconciliation	Amount
Total Accounts Receivable at the beginning of the reporting period	(203,481)
Plus: Amounts billed during the period	86,035
Plus: Debit Memos	200,002
Less: Amounts collected during the period	-
Less: Credit Memos	-
Total Accounts Receivable at the end of the reporting period	82,556

Accounts Receivable Aging	0-30 Days	31-60 Days	61-90 Days	91+ Days	Total
0 - 30 days old	19,369	19,369	17,920	20,479	77,136
31 - 60 days old	-	-			-
61 - 90 days old					
91+ days old				5,420	5,420
Total Accounts Receivable	19,369	19,369	17,920	25,899	82,556
Less: Bad Debts (Amount considered uncollectible)					
Net Accounts Receivable					

In re WorldSpace, Inc., et. al.  
Debtor

Case No.  
Reporting Period:  
Form No

08-12412  
December 31, 2009  
MOR-5

**DEBTOR QUESTIONNAIRE**

Must be completed each month:  Yes  No

1 Have any assets been sold or transferred outside the normal course of business this reporting period? If yes, provide an explanation below. No

2 Have any funds been disbursed from any account other than a debtor in possession account this reporting period? If yes, provide an explanation below. Yes\* 1

3 Have all post petition tax returns been timely filed? If no, provide and explanation below. Yes

4 Are workers compensation, general liability and other necessary insurance coverages in effect? If no, provide an explanation below. Yes

5 Has any bank account been opened during the reporting period? If yes, provide documentation identifying the opened account(s). If an investment account has been opened provide the required documentation pursuant to the Delaware Local Rule 4001-3. Yes 2

Note:

1 Court did not require company to open any new bank accounts.

2 WorldSpace, Inc. Debtor in Possession,  
Bank of New York Mellon  
Account No 777802  
ABA No 021 000 018

In re: WorldSpace Systems Corporation

Case No.  
Reporting Period:  
Form No

08-12413  
December 31, 2009  
MOR - 5

ACCOUNTS RECEIVABLE RECONCILIATION AND AGING

Accounts Receivable Reconciliation	Amount
Total Accounts Receivable at the beginning of the reporting period	111,537
Plus: Amounts billed during the period	56,644
Plus: Debit Memos	-
Less: Amounts collected during the period	56,644
Less: Credit Memos	-
Total Accounts Receivable at the end of the reporting period	111,537

Accounts Receivable Aging	0-30 Days	31-60 Days	61-90 Days	91+ Days	Total
0 - 30 days old	-	-	-	-	-
31 - 60 days old	-	-	-	-	-
61 - 90 days old	-	-	-	-	-
91+ days old	-	-	-	111,537	111,537
Total Accounts Receivable	-	-	-	111,537	111,537
Less: Bad Debts (Amount considered uncollectible)					(91,128)
Net Accounts Receivable					20,409

In re: WorldSpace Systems Corporation

Case No.  
Reporting Period:  
Form No

08-12413  
December 31, 2009  
MOR-5

DEBTOR QUESTIONNAIRE

Must be completed each month  Yes  No

1 Have any assets been sold or transferred outside the normal course of business this reporting period? If yes, provide an explanation below. No

2 Have any funds been disbursed from any account other than a debtor in possession account this reporting period? If yes, provide an explanation below. \*Yes

3 Have all post petition tax returns been timely filed? If no, provide an explanation below. Yes

4 Are workers compensation, general liability and other necessary insurance coverages in effect? If no, provide an explanation below. Yes

5 Has any bank account been opened during the reporting period? If yes, provide documentation identifying the opened account(s). If an investment account has been opened provide the required documentation pursuant to the Delaware Local Rule 4001-3. No

Note:

\* Court did not require company to open any new bank accounts.

In re: AfriSpace, Inc.

Case No.  
Reporting Period:  
Form No

08-12413  
December 31, 2009  
MOR - 5

ACCOUNTS RECEIVABLE RECONCILIATION AND AGING

Accounts Receivable Reconciliation	Amount
Total Accounts Receivable at the beginning of the reporting period	-
Plus: Amounts billed during the period	-
Plus: Debit Memos	-
Less: Amounts collected during the period	-
Less: Credit Memos	-
Total Accounts Receivable at the end of the reporting period	-

Accounts Receivable Aging	0-30 Days	31-60 Days	61-90 Days	91+ Days	Total
0 - 30 days old					-
31 - 60 days old		-			-
61 - 90 days old					-
91+ days old				-	-
Total Accounts Receivable		-	-	-	-
Less: Bad Debts (Amount considered uncollectible)					
Net Accounts Receivable					

In re: AfriSpace, Inc.

Case No.  
Reporting Period:  
Form No

08-12413  
December 31, 2009  
MOR-5

DEBTOR QUESTIONNAIRE

Must be completed each month:  Yes  No

1 Have any assets been sold or transferred outside the normal course of business this reporting period? If yes, provide an explanation below.  No

2 Have any funds been disbursed from any account other than a debtor in possession account this reporting period? If yes, provide an explanation below.  Yes

3 Have all post petition tax returns been timely filed? If no, provide an explanation below.  Yes

4 Are workers compensation, general liability and other necessary insurance coverages in effect? If no, provide an explanation below.  Yes

5 Has any bank account been opened during the reporting period? If yes, provide documentation identifying the opened account(s). If an investment account has been opened provide the required documentation pursuant to the Delaware Local Rule 4001-3.  No

Note:

\* Court did not require company to open any new bank accounts.





DONALD FRICKEL, ESQ  
8515 GEORGIA AVE  
SILVER SPRING MD 20910-3403

0092336

**Account Statement**

Statement Period 12/01/2009 Through 12/31/2009

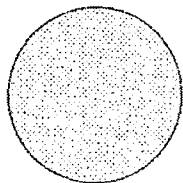
Account 777802  
WORLDSPACE INC-DEBTOR IN POSSESSION

ADMINISTRATIVE CONTACT: TIM BURKE  
CORPORATE TRUST - 101 BARCLAY ST-4E  
NEW YORK, NY 10286  
212-815-6811  
TIMOTHY.BURKE@BNYMELLON.COM

If you are interested in accessing your Account Statement on-line,  
please contact your Relationship Manager about our web-based INFORM  
product.

Visit us at [www.bnymellon.com](http://www.bnymellon.com)

**Account Overview**



Percent of all Investments	Asset Classification	Market Value
100%	CASH AND SHORT TERM	1,474,714.92
100%	TOTAL OF ALL INVESTMENTS	1,474,714.92

**Summary of Assets Held**

Asset Classification	Market Value	Cost	Accrued Income	Est Annual Income	Market Yield
CASH AND SHORT TERM	1,474,714.92	1,474,714.92	0.00	737.35	0.04%
ACCOUNT TOTALS	1,474,714.92	1,474,714.92	0.00	737.35	0.04%

**Summary of Cash Transactions**

Transaction Category	Current Period			Year-to-Date	
	Income	Principal	Realized Gains/Losses	Income	Principal
OPENING BALANCE	0.00	0.00		0.00	5,315,000.00
INTEREST	176.59	0.00	0.00	791.52	0.00
SALES AND REDEMPTIONS	0.00	2,623,302.27	0.00	0.00	13,089,407.04
OTHER CASH ADDITIONS	0.00	566,541.90	0.00	0.00	14,457,058.97
PAYMENTS AND WITHDRAWALS	0.00	2,695,000.00	0.00	0.00	18,298,135.57
OTHER CASH DISBURSEMENTS	176.59	0.00	0.00	791.52	0.00
PURCHASES	0.00	294,844.17	0.00	0.00	14,563,361.24
CLOSING BALANCE	0.00	0.00	0.00	0.00	0.00

The above cash transactions summary is provided for information purposes only and may not reflect actual taxable income or deductible expenses as reportable under the Internal Revenue Code.



THE BANK OF NEW YORK MELLON

Statement Period 12/01/2009 Through 12/31/2009  
Account 777802  
WORLDSpace INC-DEBTOR IN POSSESSION

### Statement of Assets Held

Shares / Par Value	Asset Description	Market Price Average Cost	Market Value Cost	Accrued Income Est Annual Income	Market Yield
<b>CASH AND SHORT TERM</b>					
1,474,714.92	BANK OF NEW YORK CASH RESERVE	1.00000	1,474,714.92	0.00	0.04%
	CUSIP: S87599810	1.00000	1,474,714.92	737.35	
			1,474,714.92	0.00	0.04%
	<b>Total CASH AND SHORT TERM</b>		1,474,714.92	737.35	
<b>ACCOUNT TOTALS</b>					
			1,474,714.92	0.00	0.04%
			1,474,714.92	737.35	

Total Market Value Plus Total Accrued Income 1,474,714.92

### Statement of Transactions

Transaction Date	Transaction Description	Income	Principal	Cost	Realized Gains/Losses
12/01/09	OPENING BALANCE	0.00	0.00	3,802,996.43	
12/01/09	Interest BANK OF NEW YORK CASH RESERVE	176.59	0.00	0.00	0.00
12/01/09	Cash Debit PER STUART FISHKIN OF WS	0.00	125,000.00	0.00	0.00
12/01/09	Cash Credit CK#5446 CAROLYN & STUART HEATON WORLDSpace INC DEBTOR IN POSSESSION	0.00	592.83	0.00	0.00
12/01/09	Cash Credit CK#0005275905 VERZON CBO WORLDSpace INC DEBTOR IN POSSESSION	0.00	35.25	0.00	0.00
12/01/09	Cash Credit CK#0005275310 VERZON CBO WORLDSpace INC DEBTOR IN POSSESSION	0.00	35.25	0.00	0.00
12/01/09	Cash Credit CK#27589135 PAYCHEX INC/TAXPAY WORLDSpace INC DEBTOR IN POSSESSION	0.00	41.00	0.00	0.00
12/01/09	Cash Credit CK#0019793800 STATE OF MARYLAND WORLDSpace INC DEBTOR IN POSSESSION	0.00	91,500.00	0.00	0.00
12/01/09	Purchase BANK OF NEW YORK CASH RESERVE 176.59 SHARES	176.59	0.00	176.59	0.00
12/01/09	Sale BANK OF NEW YORK CASH RESERVE 32,795.67 SHARES	0.00	32,795.67	32,795.67	0.00
12/01/09	<b>DAILY ENDING BALANCE</b>	0.00	0.00	3,770,377.35	0.00
12/02/09	Cash Credit WIRE RECEIVED FROM /FR7610107001180071018978189 1/RADIO FRANCE INTERNATIONALE 2/0104 AVENUE DU PRESIDENT KENNEDY 3/FR75016 PARIS PERIODE SEPT 2009 INVOICE N RF10192009 01003530 /ACC/EUR38286. 60X1.480000 /OCMT/EUR38306.6@1.48/LESSEUR20.0 TRNFTS0912016249300 CRN	0.00	56,644.17	56,644.17	0.00
12/02/09	Purchase BANK OF NEW YORK CASH RESERVE 56,644.17 SHARES	0.00	0.00	56,644.17	0.00
12/02/09	<b>DAILY ENDING BALANCE</b>	0.00	0.00	3,827,021.52	0.00
12/03/09	Cash Debit PER STUART FISHKIN OF WS	0.00	690,000.00	0.00	0.00
12/03/09	Sale BANK OF NEW YORK CASH RESERVE 690,000.00 SHARES	0.00	690,000.00	690,000.00	0.00
12/03/09	<b>DAILY ENDING BALANCE</b>	0.00	0.00	3,137,021.52	0.00
12/09/09	Cash Credit	0.00	13,200.00	0.00	0.00



THE BANK OF NEW YORK MELLON



Statement Period 12/01/2009 Through 12/31/2009  
Account 777802  
WORLDSPACE INC-DEBTOR IN POSSESSION

Statement of Transactions - Continued

Transaction Date	Transaction Description	Income	Principal	Cost	Realized Gains/Losses
12/09/09	WIRE RECEIVED FROM AG35002564 OMNISAT, LLC 7105 LOCH EDIN CT POTOMAC MD 20854-4800 FFC TO ACCT 777802 500 SATELLITE RADIOS ACCESSORIES PLUS SHIPPING DGI A211705 WORLDSPACE INC DEBTOR IN POSSESSION TRNFDF0912091532000 CRNLMO IMAD: 20091209B2Q9921C001167	0.00	13,200.00 -	13,200.00	0.00
12/09/09	Purchase BANK OF NEW YORK CASH RESERVE 13,200.00 SHARES				
12/09/09	DAILY ENDING BALANCE	0.00	0.00	3,150,221.52	0.00
12/10/09	Cash Debit PER ROBERT SCHMITZ OF WS	0.00	565,000.00 -	0.00	0.00
12/10/09	Sale BANK OF NEW YORK CASH RESERVE 565,000.00 SHARES	0.00	565,000.00	565,000.00 -	0.00
12/10/09	DAILY ENDING BALANCE	0.00	0.00	2,585,221.52	0.00
12/15/09	Cash Debit PER ROBERT SCHMITZ OF WS	0.00	25,000.00 -	0.00	0.00
12/15/09	Sale BANK OF NEW YORK CASH RESERVE 25,000.00 SHARES	0.00	25,000.00	25,000.00 -	0.00
12/15/09	DAILY ENDING BALANCE	0.00	0.00	2,560,221.52	0.00
12/16/09	Cash Debit PER ROBERT SCHMITZ OF WS	0.00	65,000.00 -	0.00	0.00
12/16/09	Sale BANK OF NEW YORK CASH RESERVE 65,000.00 SHARES	0.00	65,000.00	65,000.00 -	0.00
12/16/09	DAILY ENDING BALANCE	0.00	0.00	2,495,221.52	0.00
12/18/09	Cash Debit PER STUART FISHKIN OF WS	0.00	350,000.00 -	0.00	0.00
12/18/09	Sale BANK OF NEW YORK CASH RESERVE 350,000.00 SHARES	0.00	350,000.00	350,000.00 -	0.00
12/18/09	DAILY ENDING BALANCE	0.00	0.00	2,145,221.52	0.00
12/23/09	Cash Debit PER STUART FISHKIN OF WS	0.00	750,000.00 -	0.00	0.00
12/23/09	Sale BANK OF NEW YORK CASH RESERVE 750,000.00 SHARES	0.00	750,000.00	750,000.00 -	0.00
12/23/09	DAILY ENDING BALANCE	0.00	0.00	1,395,221.52	0.00
12/26/09	Cash Debit TRANSFER OF FUNDS PER INST FROM STUART F ISHKIN DID 12.26.09	0.00	150,000.00 -	0.00	0.00
12/28/09	Cash Credit CHECK # 5468 CAROLYN T HEATON STUART A HEATON	0.00	992.83	0.00	0.00
12/28/09	Cash Credit CHECK # 1121 BARBARA F. MOODY	0.00	203.11	0.00	0.00
12/28/09	Cash Credit CHECK # 1878 DOREEN A REILLY	0.00	203.11	0.00	0.00
12/28/09	Cash Credit CHECK # 124 STEVEN ROSENBLATT	0.00	203.11	0.00	0.00
12/28/09	Cash Credit CHECK # 122 STEVEN ROSENBLATT	0.00	203.11	0.00	0.00
12/28/09	Cash Credit	0.00	214.39	0.00	0.00



Statement of Transactions - Continued

Transaction Date	Transaction Description	Income	Principal	Cost	Realized Gains/Losses
12/28/09	CHECK # 4237 AMARETCH TADEME Cash Credit	0.00	592.83	0.00	0.00
12/28/09	CHECK # 615 MARTHA DERFBE Cash Credit	0.00	1,185.66	0.00	0.00
12/28/09	CHECK # 188 NOAH A SAMARA Cash Credit	0.00	500.00	0.00	0.00
12/28/09	CHECK # 2100 WILLIAM R. GALLAGHER Cash Credit	0.00	595.26	0.00	0.00
12/28/09	CHECK # 1854 SRIDHAR GANESAN ANITHA KRISHNASWAMY Sale	0.00	145,506.69	145,506.69	0.00
12/28/09	BANK OF NEW YORK CASH RESERVE 145,506.69 SHARES DAILY ENDING BALANCE	0.00	0.00	1,249,714.92	0.00
12/30/09	Cash Debit PER STUART FISHKIN OF WS	0.00	175,000.00	0.00	0.00
12/30/09	Cash Credit WIRE RECEIVED FROM 0835062564 OMNISAT, LLC 7105 LOCH EDIN CT POTOMAC MD USA208544800 FFC AC#777802 SATELITE CAPACITY DGLA211705 WORLDSPACE INC DEBTOR IN POSSESSION TRNFDF0912300437900 CRNAR IMAD: 2509123002Q8921C000303	0.00	400,000.00	0.00	0.00
12/30/09	Purchase BANK OF NEW YORK CASH RESERVE 225,000.00 SHARES	0.00	225,000.00	225,000.00	0.00
12/30/09	DAILY ENDING BALANCE	0.00	0.00	1,474,714.92	0.00
12/31/09	CLOSING BALANCE	0.00	0.00	1,474,714.92	0.00

Cumulative realized capital gain and loss position from 12/31/2008 for securities held in principal of account:

Short Term: 0.00 \* Long Term: 0.00 \*

\* The above gain and loss position does not include transactions where tax cost information is incomplete or unavailable.

The Bank of New York Mellon may utilize subsidiaries and affiliates to provide services and certain products to the Account. Subsidiaries and affiliates may be compensated for their services and products.

The value of securities set forth on this Account Statement are determined by The Bank of New York Mellon or Global Corporate Trust on the basis of market prices and information obtained by The Bank of New York Mellon from unaffiliated third parties (including independent pricing vendors) ("third party pricing services"). The Bank of New York Mellon has not verified such market values or information and makes no assurances as to the accuracy or correctness of such market values or information or that the market values set forth on this Account Statement reflect the value of the securities that can be realized upon the sale of such securities. In addition, the market values for securities set forth in this Account Statement may differ from the market prices and information for the same securities used by other business units of The Bank of New York Mellon or its subsidiaries or affiliates based upon market prices and information received from other third party pricing services utilized by such other business units. Global Corporate Trust does not compare its market values with those used by, or reconcile different market values used by, other business units of The Bank of New York Mellon or its subsidiaries or its affiliates. The Bank of New York Mellon shall not be liable for any loss, damage or expense incurred as a result of or arising from or related to the market values or information provided by third party pricing services or the differences in market prices or information provided by other third party pricing services.



WORLDSPACE, INC.  
 TREASURY DEPT  
 8515 GEORGIA AVE  
 SILVER SPRING MD 20910-3403

032952

**Account Statement**

Statement Period 12/01/2009 Through 12/31/2009

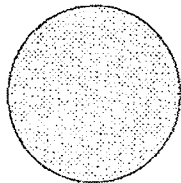
Account 777829  
 WORLDSPACE INC-DEBTOR IN POSSE

ADMINISTRATIVE CONTACT: TIM BURKE  
 CORPORATE TRUST - 101 BARCLAY ST-4E  
 NEW YORK, NY 10286  
 212-815-5811  
 TIMOTHY.BURKE@BNYMELLON.COM

If you are interested in accessing your Account Statement on-line,  
 please contact your Relationship Manager about our web-based INFORM  
 product.

Visit us at [www.bnymellon.com](http://www.bnymellon.com)

**Account Overview**



Percent of all Investments	Asset Classification	Market Value
100%	CASH AND SHORT TERM	27,451.25
100%	TOTAL OF ALL INVESTMENTS	27,451.25

**Summary of Assets Held**

Asset Classification	Market Value	Cost	Accrued Income	Est Annual Income	Market Yield
CASH AND SHORT TERM	27,451.25	27,451.25	0.00	0.00	0.00%
ACCOUNT TOTALS	27,451.25	27,451.25	0.00	0.00	0.00%

**Summary of Cash Transactions**

Transaction Category	Current Period			Year-to-Date	
	Income	Principal	Realized Gains/Losses	Income	Principal
OPENING BALANCE	0.00	41,444.13		0.00	0.00
OTHER CASH ADDITIONS	0.00	2,895,000.00	0.00	0.00	7,034,929.82
PAYMENTS AND WITHDRAWALS	0.00	2,908,992.88	0.00	0.00	7,007,478.57
CLOSING BALANCE	0.00	27,451.25	0.00	0.00	27,451.25

The above cash transactions summary is provided for information purposes only and may not reflect actual taxable income or deductible expenses as reportable under the Internal Revenue Code.

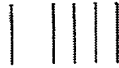
**Statement of Assets Held**

Shares / Par Value	Asset Description	Market Price Average Cost	Market Value Cost	Accrued Income Est Annual Income	Market Yield
<b>CASH AND SHORT TERM</b>					
	CASH BALANCE	0.00000	27,451.25	0.00	0.00%
		0.00000	27,451.25	0.00	0.00%
	<b>Total CASH AND SHORT TERM</b>		<b>27,451.25</b>	<b>0.00</b>	<b>0.00%</b>
<b>ACCOUNT TOTALS</b>					
			<b>27,451.25</b>	<b>0.00</b>	<b>0.00%</b>

Total Market Value Plus Total Accrued Income 27,451.25

**Statement of Transactions**

Transaction Date	Transaction Description	Income	Principal	Cost	Realized Gains/Losses
12/01/09	OPENING BALANCE	0.00	41,444.13	0.00	
12/01/09	Cash Debit BANK OF AMERICA, N.A., NY ABA: 026009593 0039 3675 4223 8615 GEORGIA AVENUE ASSOC WORLDSPACE RENT 12/1 - 12/14 TRNDS0912014726500	0.00	19,413.33 -	0.00	0.00
12/01/09	Cash Debit PENTAGON FEDERAL CREDIT UNION ABA: 256078445 1039991 029 STONEWALL CUTHRELL INV 11/14 & 11/22 TRNDS0912014727900	0.00	4,680.00 -	0.00	0.00
12/01/09	Cash Debit CITIBANK N.A. ABA: 021000089 00219467 QUEST TURNAROUND ADVISORS, LLC WORLDSPACE TRNDS0912014728900	0.00	97,982.19 -	0.00	6.00
12/01/09	Cash Credit PER STUART FISHKIN OF WS	0.00	125,000.00	0.00	0.00
12/01/09	DAILY ENDING BALANCE	0.00	44,368.61	0.00	0.00
12/03/09	Cash Debit SUNTRUST BANK ABA: 051000104 100 000 5445308 WILLIS OF MARYLAND INV NO. 0792299,300,301,302,303 & 323 TRNDS0912031661300	0.00	53,116.00 -	0.00	0.00
12/03/09	Cash Debit SWIFT: BCITMM 615250073672 WORLDSPACE ITALIA S.P.A. PER LOAN AGREEMENT BETWEEN WORLDSPACE INC AND WORLDSPACE ITALIA TRNDS0912031676400	0.00	630,000.00 -	0.00	0.00
12/03/09	Cash Credit PER STUART FISHKIN OF WS	0.00	690,000.00	0.00	0.00
12/03/09	DAILY ENDING BALANCE	0.00	51,252.61	0.00	0.00
12/04/09	Cash Debit REF: WORLDSPACE P.O. 09-1120 VALUE DATE:09/12/04 EUR 4896.00 1.535000000 TRNFXS0912030873600 CRNFXS0912030873600	0.00	7,515.36 -	0.00	0.00
12/04/09	DAILY ENDING BALANCE	0.00	43,737.25	0.00	0.00
12/09/09	Check HUSSEIN SALLAM	0.00	6,833.40 -	0.00	0.00
12/09/09	Check SS, INC	0.00	7,800.00 -	0.00	0.00



Statement of Transactions - Continued

Transaction Date	Transaction Description	Income	Principal	Cost	Realized Gains/Losses
12/09/09	Check THE HARTFORD - PRIORITY ACCOUNTS	0.00	5,422.84 -	0.00	0.00
12/09/09	DAILY ENDING BALANCE	0.00	23,651.01	0.00	0.00
12/10/09	Cash Debit CITIBANK N.A. ABA: 021000089 10990896 CITIBANK MUMBAI TRNDS0912101481700	0.00	15,000.00 -	0.00	0.00
12/10/09	Cash Debit JPMORGAN CHASE BANK, NA ABA: 021000021 0011395969 CANARA BANK, FOREIGN DEPT., B TRNDS0912101569300	0.00	20,000.00 -	0.00	0.00
12/10/09	Cash Debit CITIBANK N.A. ABA: 021000089 6102600000251 STATE BANK OF MAURITIUS TRNDS0912101569700	0.00	23,000.00 -	0.00	0.00
12/10/09	Cash Debit BANK OF AMERICA, N.A., NY ABA: 026009593 145-990-4796 PAUL HASTINGS INV #'S 1800219 & 1805003 TRNDS0912101570500	0.00	8,309.47	0.00	0.00
12/10/09	Cash Debit JPMORGAN CHASE BANK, NA ABA: 021000021 512068399 PAYCHEX OF NEW YORK 0430 W-065 PAYROLL 12/15/09 TRNDS0912101570700	0.00	120,424.45	0.00	0.00
12/10/09	Cash Debit SWIFT: CITISGSG 0 709398-005 ST TELEPORT PTE LTD WORLDSPACE TRNDS0912101571300	0.00	35,000.00	0.00	0.00
12/10/09	Cash Debit HARRIS N.A. ABA: 071000288 277 561 7 THE GUARDIAN LIFE INSURANCE CO WORLDSPACE GROUP NO 00328048 DEC 2009 TRNDS0912101571900	0.00	36,220.13 -	0.00	0.00
12/10/09	Cash Debit SWIFT: NEDSZAJ CFC7900010912 WORLDSPACE SOUTHERN AFRICA DECEMBER RENT TRNDS0912101572300	0.00	18,960.00 -	0.00	0.00
12/10/09	Cash Debit BARCLAYS BANK PLC ABA: 026002574 050799661 WRN LTD INV 503378 TRNDS0912101572500	0.00	12,905.45 -	0.00	0.00
12/10/09	Cash Credit PER ROBERT SCHMITZ OF WS	0.00	565,000.00	0.00	0.00
12/10/09	DAILY ENDING BALANCE	0.00	292,860.51	0.00	0.00
12/11/09	Cash Debit BANK OF AMERICA, N.A., NY ABA: 026009593 003921216501 GMV SPACE SYSTEMS INC INV #GMVINC-09/500073 TRNDS0912111356200	0.00	18,825.21 -	0.00	0.00
12/11/09	Cash Debit REF: OPEX VALUE DATE: 09/12/11 AUD 134784.00 0.918900000 TRNFXS0912100729100 CRNFXS0912100729100	0.00	123,853.02 -	0.00	0.00



Statement of Transactions - Continued

Transaction Date	Transaction Description	Income	Principal	Cost	Realized Gains/Losses
12/11/09	Cash Debit REF: DEC PAYROLL VALUE DATE:09/12/11 AUD 156208.00 0.91890000 TRNFXS0912100729300 CRNFXS0912100729300	0.00	143,539.53	0.00	0.00
12/11/09	DAILY ENDING BALANCE	0.00	6,842.75	0.00	0.00
12/15/09	Cash Debit BANK OF AMERICA, N.A., NY ABA: 025009593 0039 3675 4223 8515 GEORGIA AVENUE ASSOC WORLDSpace RENT 12/15 12/31 TRNDS0912151837800	0.00	23,574.00 -	0.00	0.00
12/15/09	Cash Debit PLNYAGON FEDERAL CREDIT UNION ABA: 256070446 1039991 029 STONEWALL CUTHRELL INV 11/30 & 12/8 TRNDS0912151838300	0.00	4,690.00 -	0.00	0.00
12/15/09	Cash Credit PER ROBERT SCHMITZ OF WS	0.00	26,000.00	0.00	0.00
12/15/09	DAILY ENDING BALANCE	0.00	3,588.75	0.00	0.00
12/16/09	Cash Credit PER ROBERT SCHMITZ OF WS	0.00	65,000.00	0.00	0.00
12/16/09	DAILY ENDING BALANCE	0.00	68,588.75	0.00	0.00
12/17/09	Cash Debit VALUE DATE:09/12/17 AUD 70500.00 0.51480000 TRNFXS0912160481800 CRNFXS0912160481800	0.00	64,599.45 -	0.00	0.00
12/17/09	DAILY ENDING BALANCE	0.00	4,088.30	0.00	0.00
12/18/09	Cash Credit PER STUART FISHKIN OF WS	0.00	350,000.00	0.00	0.00
12/18/09	DAILY ENDING BALANCE	0.00	354,088.30	0.00	0.00
12/21/09	Cash Debit SWIFT: SCBLUS33 3502023318001 HABIB OVERSEAS BANK LTD TRNDS0912211325800	0.00	11,916.67 -	0.00	0.00
12/21/09	Cash Debit SWIFT: NEDSZAJJ CFC7900010912 WORLDSpace SOUTHERN AFRICA DFC PAYROLL TRNDS0912211326400	0.00	10,900.00 -	0.00	0.00
12/21/09	Cash Debit SUNTRUST BANK ABA: 061000104 100 060 5445308 WILLIS OF MARYLAND INV 0792257 TRNDS0912211607400	0.00	35,625.00 -	0.00	0.00
12/21/09	Cash Debit SWIFT: RBOSGB2L ALCHO USDC ACN LIMITED ASIAPAC & ASIA STAR TRNDS0912211608200	0.00	257,522.50 -	0.00	0.00
12/21/09	DAILY ENDING BALANCE	0.00	38,024.13	0.00	0.00
12/22/09	Cash Debit VALUE DATE:09/12/22 SGD 32992.00 1.36170000 TRNFXS0912210337600 CRNFXS0912210337600	0.00	23,812.69 -	0.00	0.00
12/22/09	DAILY ENDING BALANCE	0.00	14,211.44	0.00	0.00
12/23/09	Cash Credit PER STUART FISHKIN OF WS	0.00	750,000.00	0.00	0.00





THE BANK OF NEW YORK MELLON



Statement Period 12/01/2009 Through 12/31/2009  
 Account 777829  
 WORLDSPACE INC-DEBTOR IN POSSE

Statement of Transactions - Continued

Transaction Date	Transaction Description	Income	Principal	Cost	Realized Gains/Losses
12/23/09	DAILY ENDING BALANCE	0.00	764,211.44	0.00	0.00
12/24/09	Cash Debit JPMORGAN CHASE BANK, NA ABA: 021000021 081146671 / HDFCIN88 HDFC BANK INDIA DECEMBER PAYROLL TRNDS00912241366500	0.00	93,000.00 -	0.00	0.00
12/24/09	DAILY ENDING BALANCE	0.00	671,211.44	0.00	0.00
12/28/09	Cash Debit JPMORGAN CHASE BANK, NA ABA: 021000021 512068399 PAYCHEX OF NEW YORK 0430 W-085 12-31-09 TRNDS00912281442200	0.00	115,438.81 -	0.00	0.00
12/28/09	Cash Debit SWIFT: BCITITMM 615250073672 WORLDSPACE ITALIA S.P.A. REF: 2ND PAYMENT PER INSTRUCTIONS OF LIBERTY MEDIA TRNDS00912281448800	0.00	650,000.00 -	0.00	0.00
12/28/09	Cash Credit TRANSFER OF FUNDS PER INST FROM STUART F FISHKIN DTD 12.28.09	0.00	150,000.00	0.00	0.00
12/28/09	DAILY ENDING BALANCE	0.00	55,772.63	0.00	0.00
12/29/09	Cash Debit REF: WORLDSPACE ASIA PTE LTD VALUE DATE: 09/12/29 SGD 25000.00 1.385300000 TRNFXS0912280267300 CRNFXS0912280267300	0.00	18,046.63 -	0.00	0.00
12/29/09	DAILY ENDING BALANCE	0.00	37,726.00	0.00	0.00
12/30/09	Cash Debit FLN JAGON FEDERAL CREDIT UNION ABA: 256078446 1035991 029 STONEWALL CUTHRELL INV 11/30 & 12/8 TRNDS00912301578300	0.00	5,850.00 -	0.00	0.00
12/30/09	Cash Debit BANK OF AMERICA, N.A., NY ABA: 026009593 007082088122 HUSSEIN SALLAM TRNDS00912301633700	0.00	1,890.20 -	0.00	0.00
12/30/09	Cash Debit CITIBANK N.A. ABA: 021000089 23168543 STUART M FISHKIN TRNDS00912301834100	0.00	4,726.20 -	0.00	0.00
12/30/09	Cash Credit PER STUART FISHKIN OF WS	0.00	175,000.00	0.00	0.00
12/30/09	DAILY ENDING BALANCE	0.00	200,259.50	0.00	0.00
12/31/09	Cash Debit SUNTRUST BANK ABA: 061000104 10000 593 00748 RYAN, SHARKEY & CRUTCHFI INV SP000 - 307 & 328 TRNDS00912311564300	0.00	7,013.80 -	0.00	0.00
12/31/09	Cash Debit JPMORGAN CHASE BANK, NA ABA: 021000021 0181158502 ROXANNA DUNETTE WORLDSPACE TRNDS00912311564700	0.00	553.50 -	0.00	0.00
12/31/09	Cash Debit JPMORGAN CHASE BANK, NA	0.00	61,597.70 -	0.00	0.00

Statement of Transactions - Continued

Transaction Date	Transaction Description	Income	Principal	Cost	Realized Gains/Losses
12/31/09	ABA: 021000021 0011406717 HDFCINBB HDFC BANK INDIA PAYROLL TRNDS0912311565500 Cash Debit	0.00	50,000.00 -	0.00	0.00
12/31/09	CITIBANK N.A. ABA: 021000089 40773407 INTELSAT CORPORATION WORLDSpace TRNDS0912311599300 Cash Debit	0.00	40,604.00 -	0.00	0.00
12/31/09	VALUE DATE:09/12/31 SGD 56200.00 1.384100000 TRNFXS0912300731600 CRNFXS0912300731600 Cash Debit	0.00	4,243.79 -	0.00	0.00
12/31/09	INVOICE 100010829 VALUE DATE:09/12/31 ZAR 30459.81 7.177500000 TRNFXS0912300737200 CRNFXS0912300737200 Cash Debit	0.00	6,331.19 -	0.00	0.00
12/31/09	REF: INV E2115 VALUE DATE:09/12/31 SGD 3763.00 1.384100000 TRNFXS0912300736200 CRNFXS0912300736200 Cash Debit	0.00	2,465.17 -	0.00	0.00
12/31/09	VALUE DATE:09/12/31 EUR 1694.04 1.465200000 TRNFXS0912300739800 CRNFXS0912300739800 DAILY ENDING BALANCE	0.00	27,451.25	0.00	0.00
12/31/09	CLOSING BALANCE	0.00	27,451.25	0.00	0.00

Cumulative realized capital gain and loss position from 12/31/2008 for securities held in principal of account:

Short Term: 0.00 \* Long Term: 0.00 \*

\* The above gain and loss position does not include transactions where tax cost information is incomplete or unavailable.

The Bank of New York Mellon may utilize subsidiaries and affiliates to provide services and certain products to the Account. Subsidiaries and affiliates may be compensated for their services and products.

The value of securities set forth on this Account Statement are determined by The Bank of New York Mellon for Global Corporate Trust on the basis of market prices and information obtained by The Bank of New York Mellon from unaffiliated third parties (including independent pricing vendors) ("third party pricing services"). The Bank of New York Mellon has not verified such market values or information and makes no assurances as to the accuracy or correctness of such market values or information or that the market values set forth on this Account Statement reflect the value of the securities that can be realized upon the sale of such securities. In addition, the market values for securities set forth in this Account Statement may differ from the market prices and information for the same securities used by other business units of The Bank of New York Mellon or its subsidiaries or affiliates based upon market prices and information received from other third party pricing services utilized by such other business units. Global Corporate Trust does not compare its market values with those used by, or reconcile different market values used by, other business units of The Bank of New York Mellon or its subsidiaries or its affiliates. The Bank of New York Mellon shall not be liable for any loss, damage or expense incurred as a result of or arising from or related to the market values or information provided by third party pricing services or the differences in market prices or information provided by other third party pricing services.